全球分布 Worldwide

中國總部 China headquarters

聖辰自動化技術（東莞）有限公司
地址：廣東省東莞市松山湖高新技術產業園區科技十路7號7棟
電話：0769-87790193
Sansun Automation Technology（Dongguan）Co.,Ltd.
Building 7, No. 7, Science and Technology 10th Road, Songshan Lake High-Tech Industrial Park, Dongguan City, Guangdong Province

華南生產基地 South China Production Sites

澳普托自動化產品（東莞）有限公司
地址：廣東省東莞市橫澗鎮育才路32號16號樓
電話：0769-81010333
Auputo Automation Products（Dongguan）Co.,Ltd.
No.12 Shuibian Industrial Park, Yucai Road, Hengli Town,
Dongguan City, Guangdong Province

華東生產基地 East China Production Sites

澳普托自動化技術（江蘇）有限公司
地址：江蘇省蘇州市張家港市樂余鎮樂興南路288號
電話：0512-58516255
East China factory : Auputo Automation Technology（Jiangsu）Co.,Ltd.
No. 288, Lexing South Road, Leyu Town, Zhangjiagang City,
Suzhou City, Jiangsu Province

銷售聯絡處 Company division

蘇州 Suzhou
地址：江蘇省蘇州市吳中區胥口靈山路88號聯東U谷10A棟301室
電話：18962513119

北京 Beijing
地址：北京市順義區後沙峪綠地啓航國際北區2號樓807室
電話：010-69450179

香港 Hong Kong
Add：2508 Bank of America Tower, 12 Harcourt Road, Central, Hong Kong.
Tel：852-70719817 Mail: info@opt-automation.com

武漢 Wuhan
地址：湖北省武漢市蔡甸經濟開發區海天汽配大世界東區30棟168號
電話：027-84858478

厦門 Xiamen
地址：福建省厦門市集美區同集南路360號
電話：0592-7079202

臺灣 Taiwan
Add：2F,No.105,Liyuan Rd,Dali Dist,Taichung City412,Taiwan(R.O.C).
Tel：886-422731122

海外服務點 Overseas service

Germany：Limmerburg20,31061 Alfeld/Leine Germany. +4951813474
Malaysia：No.3,Jalan sj 3/6,Taman Seremban Jaya,70450 seremban,Negeri Sembilan. +066715062
Vietnam：149/100 Tan Thoi Nhat 17,Tan Thoi Nhat,Quan12,Tphem,vietnam.+84901330115
Thailand：959/1 Lardkrabang Rd,Lardkrabang Bangkok Thailand. +021812511
Korea：304, #B,Songdo smart valley，30, Songdo mirae-ro, Songdo Yeonsu-gu, Incheon，Korea +82328378688

www.opt.tw
ceo@opt.tw
400-891-0339

掃碼關注微信公衆號

※本目錄內容會有因產品改良而有變更的可能性，恕不另行通知。
※本目錄產品已投保500萬臺幣產品責任險。

A1 SAD-23-481 Recycled paper

OPT®

PRODUCTS COMPREHENSIVE CATALOG 產品綜合目錄

CN EN

CN-EN 2023

FA-Tooling OPT®

AUTO MATION

FA-TOOLING



OPEN>>

OPT® 澳普托

專注機器人末端執行器和FA-Tooling

關注了解更多產品資訊

關于我們 ABOUT US

INDUSTRIAL4.0

OPT®

“讓治具變成積木化”理念的倡導者與踐行者

OPT品牌始創于1983年，源自德國，2013年進入中國。數十年以來，我們始終從客户需求出發，以專業的知識，通過對產品進行標準化定義，模塊化設計，運用輕量化新型材料研發生產。爲工業自動化領域提供品類、規格齊全的機器人末端執行器（快換裝置、氣動剪切類、抓取夾持類、打磨拋光類等）和FA-治具（Factory Automation-Tooling）全套安裝組配件。廣泛應用于汽車工業、軌道交通、航天航空、3C家電等乃至整個工業自動化領域。爲了提高品牌優勢，及時服務全球客户，我們在多個國家地區布局，并設立研發中心、工業實驗室、檢測中心、生產基地、裝配中心、技術服務和運營中心、倉儲物流等職能中心，助力推動全球工業4.0的快速發展。

Advocate and practitioner of the concept “Make the EOAT Modular Design”

OPT was founded in Germany in 1983 and entered China in 2013. For decades, we always start from the customer needs, with professional knowledge, through the standardization of product definition, modular design, the use of lightweight new materials research and development production. Supply robot end-effector (quick-changer device, air nipper device, gripping device, grinding and polishing device, etc.) and FA-tooling complete set of installation accessories for industrial Automation. It is widely used in automobile industry, rail transit, aerospace, 3C household appliances and even the entire industrial automation field. In order to improve the brand advantage and serve global customers in a timely manner, we have set up R&D centers, industrial laboratories, testing centers, production bases, assembly centers, technical service and operation centers, warehousing and logistics and other functional centers in multiple countries and regions, helping to promote the rapid development of Global Industry 4.0.

首席執行官 CEO

共同致力于機器人末端執行器和Fa-Tooling

尊敬的客户:

變革是成功的起點。OPT在成立初期，專業提供汽車内飾件和塑膠工廠專用水口剪鉗。經過多年的努力發展，我們如今已能爲廣大客户提供種類繁多的機器人末端及自動化產品，其中包括: Fa-Tooling組件和快換裝置、氣動剪刀、抓取夾持、打磨抛光、電驅系列、傳感技術等機器人末端執行器。不僅如此，我們還能將上述所有部品和服務結合在一起根據客户應用的需要爲其量身定制應用解決方案。堅定不移的信念敦促我們不斷前進，并與您一同尋找最理想的末端應用解決方案。擁有這本全新的2023年度的產品目録，您即掌握着我們最優質的服務。爲您提供OPT模塊化系統產品概覽，專業的技術説明和實用的OPT選型指南。這本產品目録能有效地幫助您找到最理想的末端應用解決方案。所有信息也可以在綫查看: www.opt.tw.不僅如此，我們遍布全球的銷售機構以及面向整個市場的工業自動化和末端應用解決方案業務部門也竭誠爲您服務。

最後，我要衷心感謝您長期以來給予我們的信任，并期待能與您共同找到更多實用有效的産品和應用解決方案，同時也希望您能喜歡我們的新版産品目録。

Dear Customer:
Change is the starting point for success. In the early days of its establishment, OPT specialized in providing nozzle cutters for automotive interior parts and plastic factories.After years of hard work and development, we are now able to provide our customers with a wide range of robot end and automation components, including: Including: Fa-Tooling assembly, quick changer device, air nipper, grab clamp, grinding and polishing, electric drive series, sensing technology, etc.. Not only that, we can also combine all the above-mentioned parts and services together to customize application solutions for customers according to their application needs. The unwavering belief urges us to keep moving forward and work with you to find the most ideal end application solution.With this brand new 2023 product catalog, you are in control of our best quality service. Providing you with an overview of OPT modular system products, useful technical instructions and practical OPT selection guides.This product catalog can effectively help you find the most ideal end application solution. All information can also be viewed online: www.opt.tw.Not only that, our sales organizations all over the world and the industrial automation and end application solutions business departments for the entire market are also dedicated to serving you.
Finally, I would like to sincerely thank you for the trust you have given us for a long time, and look forward to working with you to find more practical and effective products and application solutions. At the same time, I hope you will like our new product catalog.

我們致力于讓機器人末端治具"積木化"
爲全球客户創造更有價值的投資回報。

We are committed to Make the EOAT Modular Design,
and create more valuable return on investment for global customers.

首席執行官CEO

BRANDS 旗下品牌

從創立至今OPT一直都堅定不移潜心技術研發，走科技發展的品牌道路。公司通過控股與參股13家直屬企業與子公司，業務涉足于機器人自動化配件、快換裝置、數控機床、醫療康養、拼裝家具和新型材料等業務領域，形成了產業高度集中的運作集團。OPT作爲一家没有任何外界資本幹涉的獨資企業，所有發展規劃我們都可以不受任何障礙的執行下去!

Since its inception, OPT has been unswervingly devoted to technology research and development, taking the brand road of scientific and technological development. By holding and holding shares in 13 directly affiliated enterprises and subsidiaries, the company has set foot in the business fields of robot automation accessories, quick-change devices, CNC machine tools, medical care, assembled furniture and new materials, forming a highly centralized operation group. As a sole proprietorship enterprise without any outside capital interference, OPT can carry out all the development plans without any obstacles!

品質和創新的領先者

Leader in quality and innovation

讓治具變成積木化

Make the EOAT modular design

創立初期

- 1983年克裏斯汀.迪奧貿易公司于中國臺灣臺中成立。
- 1997貿易公司更名爲聖辰企業。
- 2003年組建氣剪事業部、快換事業部，投資專門開展氣剪系列產品研發。

1983-2003年

Initial stage

- In 1983, Christian Dior Trading Company was established in Taichung, Taiwan，China.
- In 1997, the trading company was renamed Sansun Enterprise. In 2003, the Air nipper Business Department and the Quick Changer Business Department were established to invest in the research and development of air nipper series products.

運籌起步

- 2005-2007年，產品研發測試完成并投入量產。
- 2007年投入機器人末端EOAT產品研發。

2004-2007年

Operational research start

- From 2005 to 2007, product R&D and testing were completed and put into mass production.
- In 2007, EOAT products at the end of the robot were developed.

小有所成

- 成爲全球第二大專業剪切工具制造企業，大陸第二工廠建成投產。

2008-2009年

Little success

- It has become the second largest professional shearing tool manufacturer in the world, and the second factory in mainland China has been completed and put into operation.

穩定成熟

- 開拓國內及國際市場，銷售網點遍布世界各地。
- 技術日漸成熟，和衆多知名品牌達成合作以及提供解決方案。

2010-2016年

Stable and mature

- Develop domestic and international markets, with sales outlets all over the world.
- The technology is becoming mature, and we have reached cooperation and provided solutions with many well-known brands.

企業宗旨 PURPOSE

我們致力于讓機器人末端治具積木化，并爲全球客户創造更有價值的投資回報。

We are committed to make the EOAT modular design and creating a more valuable return on investment for our glaba customers.

企業使命 MISSION

矢志成爲所在領域的世界級企業。

Determined to be a world-class company in the field.

未來願景 VISION

成爲一家經營好、管理好、文化好，讓員工引以爲傲，爲社會所仰慕的企業，永續經營。

To become a good operation, management, good culture, let the staff proud of, the society admired of the enterprise, sustainable management.

我們的優勢

OUR ADVANTAGES

技術 40多年團隊經驗，1500多套自主研發產品模具。

Technical advantage: More than 40 years of team experience, more than 1500 sets of independently developed product molds.

生產 自建工廠，擁有研發、生產、裝配及倉儲中心。

Production base: self-built factory, with R & D, production, assembly and storage center.

應用 廣泛應用，尤其是注塑及汽車內飾件等精密工業領域。

Application scenario: widely used, especially injection molding and automotive interior parts and other precision industry.

80+ 專利證書 Patent certificate

10+ 商標注册 Trademark registration

10+ 國家獎項 National Awards

39+ 行業經驗 Industry experience

50W+ 年均銷量 Average annual sales

8000+ 產品種類 Product category

2017年

追求創新
- 組建國家級實驗室，成立電驅產品事業部。

Pursue innovation
- Establish a national laboratory and an electric drive product business department.

2018年

拓展藍圖
- 2019年取得歐盟CE認證證書及通過質量認證中心的專項審核。
- 2020年澳普托工業自動化技術（張家港）有限公司、松山湖新研發中心成立、横瀝新工廠（華南生產基地）正式投產。

Steady progress
- In 2019, it obtained the EU CE certification and passed the special audit of the Quality Certification Center.
- In 2020, APTO Industrial Automation Technology (Zhangjiagang) Co., Ltd., Songshanhu New R&D Center will be established, and Hengli New Factory (South China Production Base) will be officially put into operation.

2019-2020年

穩步推進
- 認定高新技術企業。
- 聖辰自動化科技（無錫）有限公司成立。

Expanding blue print
- Recognize high-tech enterprises.
- Sansun Automation Technology (Wuxi) Co., Ltd. was established

2021年

發展新紀元
- 華東生產基地項目封頂，武漢、蘇州分公司更名爲澳普托。

Open up new world
- The East China production base project was capped, and the Wuhan and Suzhou branches were renamed Oporto.

2022年

開辟新天地
- 北京分公司和上海分公司成立。
- 澳普托未來工廠正式開工。

New era of development
- Beijing Branch and Shanghai Branch were established.
- Oputo Future Factory officially started.

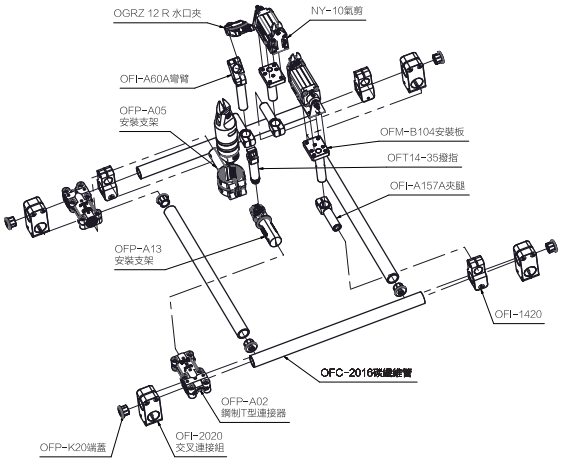

FA-Tooling應用專家
FA-Tooling APPLICATION SPECIALIST

- 工業級智慧型產品設計 Industrial grade intelligent product design
- 符合歐盟CE標準要求 Conform to EU CE standards
- 多種安裝及驅動方式設計 Design of multiple installation and driving modes
- 高精度應用現場模擬 High precision application field simulation
- 產品開發及品質管理 Product development and quality management

合作伙伴 PARTNERS

客户的滿意是我們不懈的追求！

Customer satisfaction it is our unremitting pursuit!

我們秉承爲客户創造價值的宗旨，以品牌品質爲發展導向。保證優質的產品和服務質量讓我們成爲衆多優秀企業的首選供應商。目前公司產品遠銷全球36個國家及地區，多家世界五百强企業、汽車零部件廠家、新能源汽車工廠、各類智能制造設備商家等。我們始終相信，優秀的客户是我們最好的成長動力，促使我們成爲最專業和最具有投資價值的機器人自動化末端產品提供者。

We adhere to the purpose of creating value for customers, with brand quality as the development orientation. Ensuring the quality of our products and services makes us the preferred supplier for many outstanding enterprises. At present, the company's products are exported to 36 countries and regions in the world, many of the world's top 500 enterprises, auto parts manufacturers, new energy vehicle factories, all kinds of intelligent manufacturing equipment manufacturers, etc. We always believe that excellent customers are the best driving force for our growth, which makes us become the most professional and investment value supplier of robot automation end products.

尊享服務 EXCLUSIVE SERVICE



為確保服務的高響應與可控性，我們開通7*24小時服務熱線400-891-0339，也是OPT著眼未來的全球化服務新戰略。在服務理念的追求上，我們不僅為客戶安全生產保駕護航，更有效的提高生產效率。

In order to ensure the high response and controllability of the service, OPT opened a 7*24-hour service hotline 400-891-0339, which is also OPT's new strategy for global service. In the pursuit of service concepts, we not only escort our customers for safe production, but also more effectively improve production efficiency.

IN TIME, PROFESSIONAL, CUSTOMER-FIRST

及時 . 專業 . 以您為先

生產與技術
Production and Technology

以多年機構設計為核心,配合集團提供壹體化服務、包含生產流程SOP化、關鍵性零件自廠加工、關鍵技術自廠設計裝配、提高生產效益及降低生產成本。

With many years of institutional design as the core, the company provides integrated services, including SOP of production processes, key parts processed by self-owned factory, and key technologies designed and assembled by self-owned factory to improve production efficiency and reduce production costs.



品質保證
Quality assurance

取得ISO各項認證、落實ISO品保管理流程，並導入2次元3次元檢測設備且有德國技師常駐工廠內，確保品質。

The company has obtained the certification of ISO9001/14001,OHSAS 18001,and implemented the ISO quality assurance management process.The factory is equipped with 2D/3D inspection machine and Germany technician on site to ensure the quality of the product.



標準品當天交貨
Standard delivery on the same day

標準品於每日12點前下單，壹個工作日可準時交貨（臺灣地區限定）。

One days lead time for standard product if po is placed by 12 pm (Taiwanese customer only)。

產品特點 PRODUCT FEATURES

接近100%

多款機器人及末端自動化產品，
可滿足各種需求應用場景高于90%，
多種規格型號，使用便捷高效！

Close to 100%

A variety of robot and terminal automation products,
It can meet various requirements and application scenarios above 90%,
A variety of specifications, convenient and efficient use!

- 輕量化材質 Light weight material
- 標準化尺寸 Standard size
- 模組式構件 Module type components
- 組裝搭配便捷 Convenient assembly and collocation
- 應用場景出色 Application Scenarios Outstanding
- 可靠性無與倫比 Unparalleled reliability

提供機器人末端及自動化產品從單品到整套應用解決方案。
Provide robot end and automation products from single products to complete application solutions.

目錄

產品目録 CONTENTS

快換Quick Changer

型材 Profile

支架模組 Stents

夾具組件 Grip

產品目録 CONTENTS

一、快换 *Quick changer*

快換裝置簡述 Brief description of the quick-changer device



快換裝置包括了機器人側和治具側，分別用來連接機器人和治具。行業又稱爲換槍盤、快換盤、快速更換器、快換器等，它爲機器人的應用提供了靈活性，可根據現場實際生產需求；自動更換各類末端治具，進行不同工序的快速切換。

The quick changer device includes the robot side and the tool side, which arer used to connect the robot and the appliance respectively. The industry is also known as gun plate, quick plate, quick changer, etc., it provides flexibility for the application of the robot, can be according to the actual production needs of the site, automatically replace all kinds of terminal treatment equipment, different processes of rapid changing-over.

- 快換裝置A、B1側接合
  Quick changer device A, B1 side engagement
- B2側切換方案
  B2 side switching scheme
- B1側治具停放支架
  B1 side fixture parking bracket

機器人側 The robot side

安裝在機器人端，通過氣動驅動鎖定裝置并附帶安全裝置，連接工具側後，允許氣動或傳感電驅等連接到工具側。

Mounted at the robot end, through the pneumatic drive locking device and attached with a safety device, after connecting to the tool side, the pneumatic or sensing electric drive is allowed to be connected to the tool side.

工具側 The tool side

安裝在實際生產現場的末端治具，與機器人側連接後把氣動和電動工作指令傳輸到各個執行器。

The end treatment equipment installed in the actual production site is connected with the robot side to transmit the actuator and electric work instructions to each actuator.

選型規則 SELECTION RULES



手動快換（OC系列）
載重：3-75kg　4種規格



手動快換（OWM系列）
載重：5-30kg　4種規格

手動快換（OCL系列）
載重：15-35kg　3種規格



治具快換（OX-SBDI/XB/LBDI）
載重：10-40kg　3種規格

機械手快換(OX-SBS/SB/LB)
載重：5-30kg　3種規格

OC	–	005	–	A
類型 Type		載重 Load		主盤 Main
OC：手動快換 OWM:手動快換 OCL:手動快換 OX：機械手/治具快換		50：3kg 90：10kg 150：30kg 160：30kg 200：200kg SBS：5kg SB：10kg XB：20kg LB：30kg LBDI：40kg SBDI：10kg		A：機器人側公盤 B：工具側母盤

產品規格 PRODUCT SPECIFICATIONS

OC50

- 載重3KG;
- 采用卡盤鎖緊方式;
- 具有防塵功能;
- 體積小重量輕;
- 采用機械式故障保險機構，即使主盤意外斷氣，主盤與工具盤也不會分離。
- Payload capacity 3KG;
- Adopt chuck locking method;
- With dustproof function;
- Small volume light weight
- Mechanical fault insurance mechanism,even if the main disc dies unexpectedly,it will not separate with tool disc.



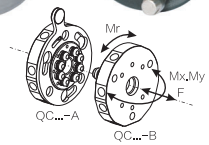

規格參數 Specifications

本體部分 Mainbody	可搬運重量（額定負載）Payload capacity		3kg
	位置重復精度 Positon repeatability		±0.02mm
	靜態允許力矩 Allowable moment	彎矩方向 Bending direction（Mx,My）	10Nm
		扭矩方向 Torque direction（Mr）	16.9Nm
	鎖緊力 Tight locking force（當氣壓 0.49Mpa 時）		150N
	材質 Material	本體 Main body	鋁合金Aluminum alloy
		鎖緊機構部分 Locking mechanism	合金鋼Alloy steel
	外形尺寸 Housing diameter（鎖緊時Lock）		Ø50mm x H 34mm
	產品重量 Product weight	機器人側 Robot side	0.11kg
		工具側 Tool side	0.067kg
	拆裝機構 Disassembling institutions		卡盤鎖緊Chuck lock
	拆裝方式 Disassembly method		手動 Manual
	允許溫度與湿度範圍 Allowable temperature and humidity range		0-55℃，0-95%（不結露No condensation）
	通用 General	通氣孔 Pneumatic port	M5 x 4個
組件 Component（選配 Option）	通用 General	電信號點 Electrical signal	2A x 9PIN

外形尺寸 OVERALL DIMENSIONS

OC50-A (機械手端 Robot side)

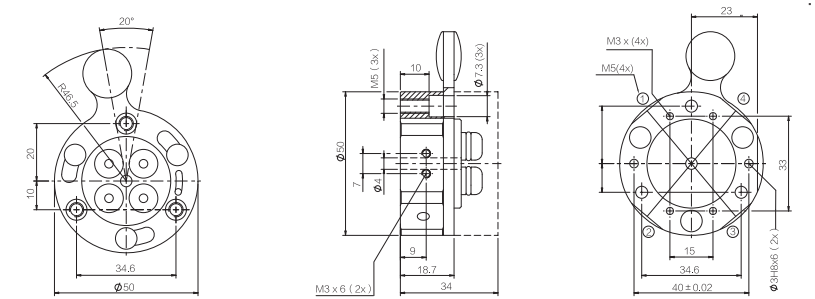

OC50-B (工具側 Tool side)

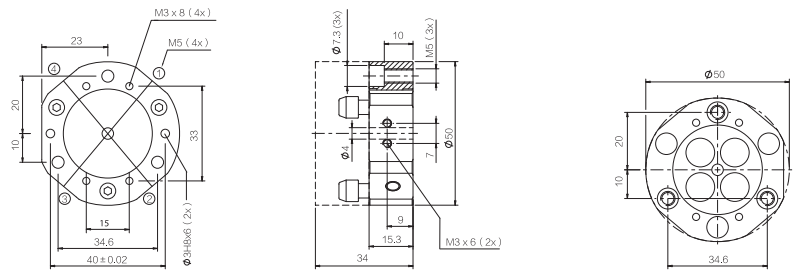

安裝說明 INSTALLATION DESCRIPTION

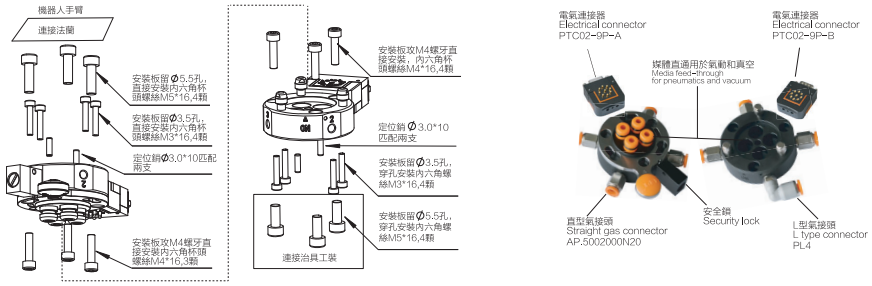

產品規格 PRODUCT SPECIFICATIONS

OC90

- 載重10KG;
- 采用卡盤鎖緊方式;
- 體積小重量輕;
- 采用機械式故障保險機構，即使主盤意外斷氣，主盤與工具盤也不會分離。
- Payload capacity 10KG;
- Adopt chuck locking method;
- Small volume light weight
- Mechanical fault insurance mechanism,even if the main disc dies unexpectedly,it will not separate with tool disc.



規格參數 Specifications

本體部分 Mainbody	可搬運重量（額定負載）Payload capacity		10 kg
	位置重復精度 Positon repeatability		±0.02mm
	靜態允許力矩 Allowable moment	彎矩方向 Bending direction（Mx.My）	100Nm
		扭矩方向 Torque direction（Mr）	60Nm
	鎖緊力 Tight locking force（當氣壓 0.49Mpa 時）		400N
	材質 Material	本體 Main body	鋁合金Aluminum alloy
		鎖緊機構部分 Locking mechanism	合金鋼Alloy steel
	外形尺寸 Housing diameter（鎖緊時Lock）		Ø89mm x H34mm
	產品重量 Product weight	機器人側 Robot side	0.22kg
		工具側 Tool side	0.15kg
	拆裝機構 Disassembling institutions		卡盤鎖緊 Chuck lock
	拆裝方式 Disassembly method		手動 Manual
	允許溫度與濕度範圍 Allowable temperature and humidity range		0-55℃，0-95%（不結露No condensation）
	通用 General	通氣孔 Pneumatic port	1/8 x 8個
組件 Component（選配 Option）	通用 General	電信號點 Electrical signal	2A x 9PIN

外形尺寸 OVERALL DIMENSIONS

OC90-A (機械手端 Robot side)

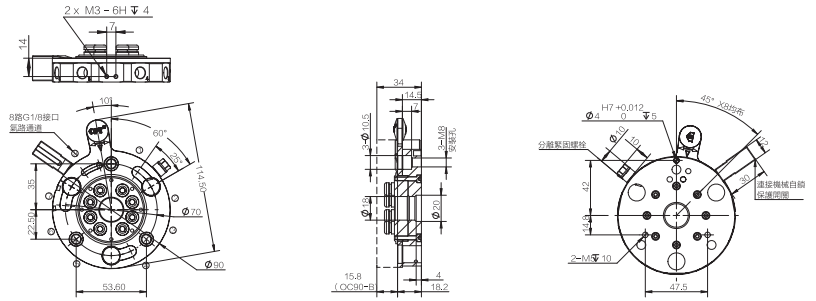

OC90-B (工具側 Tool side)

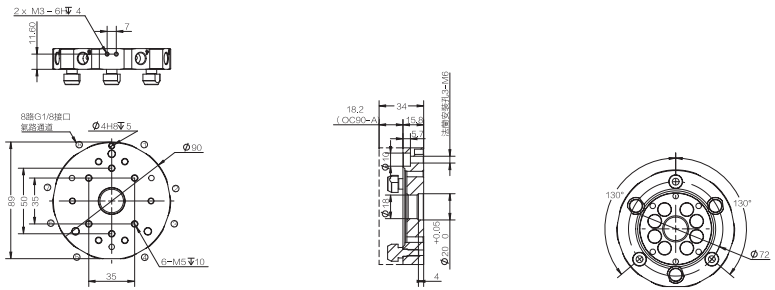

安裝說明 INSTALLATION DESCRIPTION

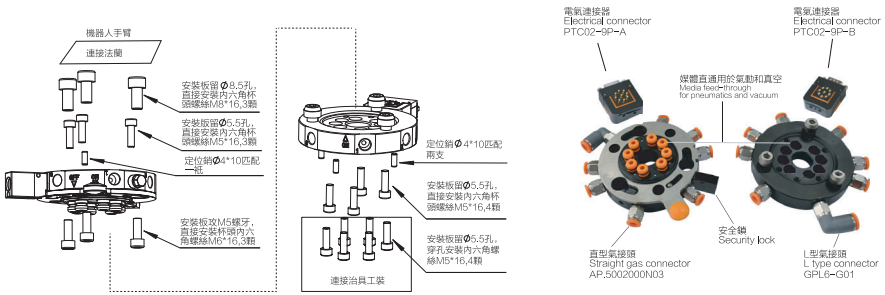

產品規格 PRODUCT SPECIFICATIONS

OC150

- 載重30KG;
- 采用卡盤鎖緊方式;
- 體積小重量輕;
- 采用機械式故障保險機構，即使主盤意外斷氣，主盤與
- 工具盤也不會分離。
- Payload capacity 30KG;
- Adopt chuck locking method;
- Small volume light weight
- Mechanical fault insurance mechanism,even if the main disc dies unexpectedly,it will not separate with tool disc.



規格參數 Specifications

本體部分 Mainbody	可搬運重量（額定負載）Payload capacity		30kg
	位置重復精度 Positon repeatability		±0.02mm
	靜態允許力矩 Allowable moment	彎矩方向 Bending direction（Mx.My）	250Nm
		扭矩方向 Torque direction（Mr）	150Nm
	鎖緊力 Tight locking force（當氣壓 0.49Mpa 時）		1000N
	材質 Material	本體 Main body	鋁合金Aluminum alloy
		鎖緊機構部分 Locking mechanism	合金鋼Alloy steel
	外形尺寸 Housing diameter（鎖緊時Lock）		Ø150mm x H 47mm
	產品重量 Product weight	機器人側 Robot side	1.11kg
		工具側 Tool side	0.79kg
	拆裝機構 Disassembling institutions		卡盤鎖緊Chuck lock
	拆裝方式 Disassembly method		手動 Manual
	允許溫度與濕度範圍 Allowable temperature and humidity range		0-55℃，0-95%（不結露No condensation）
	通用 General	通氣孔 Pneumatic port	1/4 x10個
組件 Component（選配 Option）	通用 General	電信號點 Electrical signal	4x 2A x 9PIN

外形尺寸 OVERALL DIMENSIONS

OC150-A (機械手端 Robot side)

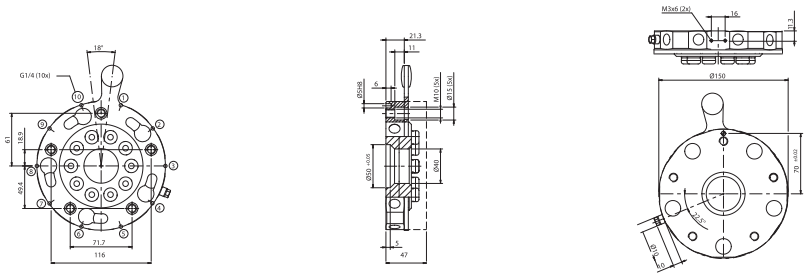

OC150-B (工具側 Tool side)

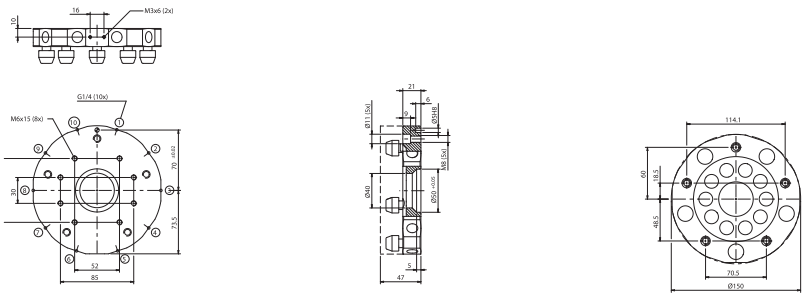

安裝說明 INSTALLATION DESCRIPTION

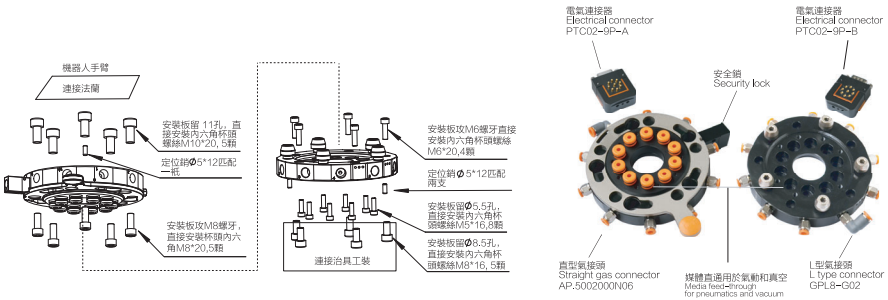

產品規格 PRODUCT SPECIFICATIONS

OC200

- 建議負載75KG;
- 采用卡盤定位鎖緊方式;
- 內置抓緊、鬆開、在位檢測裝置;
- 采用3種模塊安裝方式;
- 擁有行業內同負載最薄的鎖緊連接厚度;
- 采用機械式故障保險機構，即使主盤意外斷氣，主盤與工具盤也不會分離。
- Payload capacity 75KG;
- Using chuck positioning and locking;
- Grasp,loosen,reign detecting device inside;
- 3 kinds of module installations;
- It has the thinnest lock connection thickness with the load in the industry;
- Mechanical fault insurance mechanism,even if the main disc dies unexpectedly,it will not separate with tool disc.



規格參數 Specifications

本體部分 Mainbody	可搬運重量（額定負載）Payload capacity		75kg
	位置重復精度 Positon repeatability		±0.02mm
	靜態允許力矩 Allowable moment	彎矩方向 Bending direction（Mx.My）	600Nm
		扭矩方向 Torque direction（Mr）	450Nm
	鎖緊力 Tight locking force（當氣壓 0.49Mpa 時）		2000N
	材質 Material	本體 Main body	鋁合金Aluminum alloy
		鎖緊機構部分 Locking mechanism	合金鋼Alloy steel
	外形尺寸 Housing diameter（鎖緊時Lock）		Ø200mm x H 55.7mm
	產品重量 Product weight	機器人側 Robot side	2.57kg
		工具側 Tool side	1.64kg
	拆裝機構 Disassembling institutions		卡盤鎖緊Chuck lock
	拆裝方式 Disassembly method		手動 Manual
	允許溫度與濕度範圍 Alowable temperature and humidity range		0-55℃，0-95%（不結露No condensation）
	通用 General	通氣孔 Pneumatic port	1/4 x12個
組件 Component（選配 Option）	通用 General	電信號點 Electrical signal	4x 2A x 9PIN

外形尺寸 OVERALL DIMENSIONS

OC200-A (機械手端 Robot side)

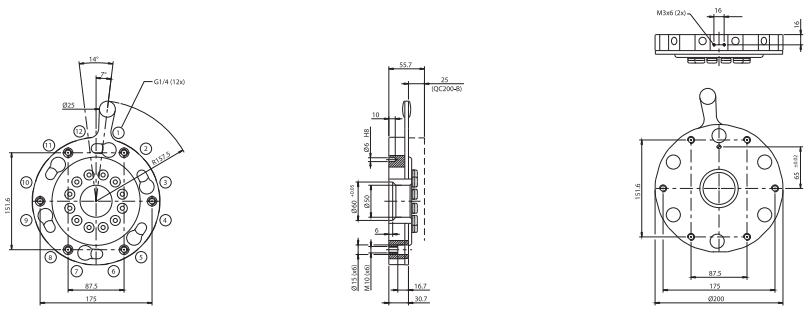

OC200-B (工具側 Tool side)

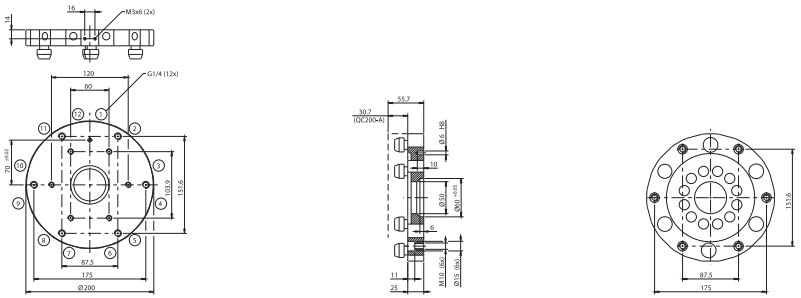

運用實例 APPLICATION EXAMPLE

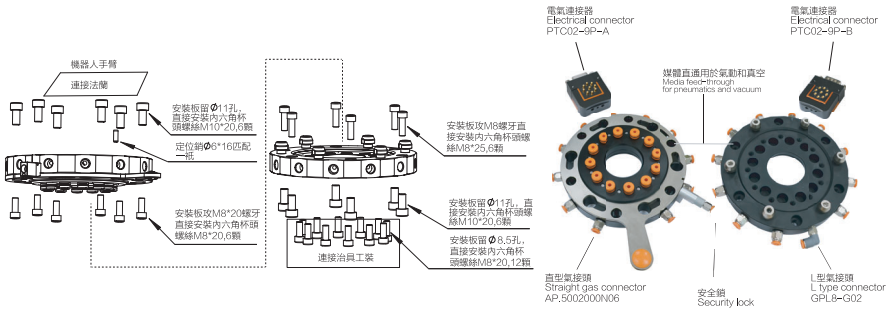

產品規格 PRODUCT SPECIFICATIONS

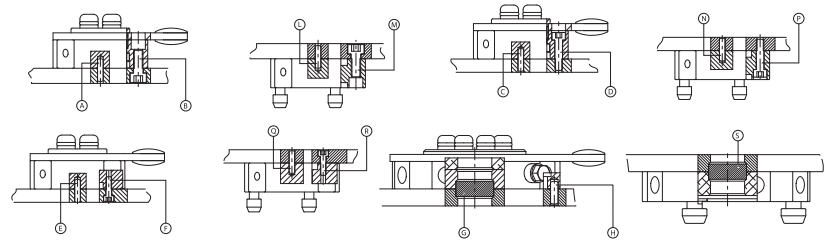

型號 Model	A	B	C	D	E	F	G	H	單價(元) Price(yuan)
OC50-A	Φ3(2x)	M5(3x)	Φ3(2x)	M4(3x)	Φ3(3x)	M3(4x)	Φ3(3x)	Φ3(3x)	
OC90-A	-	M8(3x)		M6(3x)		M5(2x)	Φ20	Φ4(1x)	
OC150-A	-	M10(5x)		M8(5x)			Φ50	Φ5(1x)	
OC160-A	-	M10(5x)		M8(5x)			Φ50		
OC200-A	-	M10(6x)		M8(5x)				Φ6(1x)	

型號 Model	L	M	N	P	Q	R	S	單價(元) Price(yuan)
OC50-B	Φ3(2x)	M5(3x)	Φ3(2x)	M4(3x)	Φ3(3x)	M3(4x)	-	
OC90-B	-	-	-	-	-	M5(6x)	Φ20	
OC150-B	-	M10(5x)	-	M8(5x)	-	M6(8x)	Φ50	
OC160-B	-	M10(5x)	-	M8(5x)	-	M6(8x)	Φ50	
OC200-B	Φ6(1x)	M10(6x)	-	M8(5x)	-	-	Φ60	

電氣模塊 Electrical modules



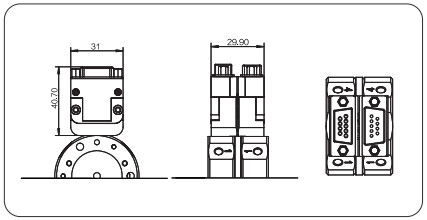



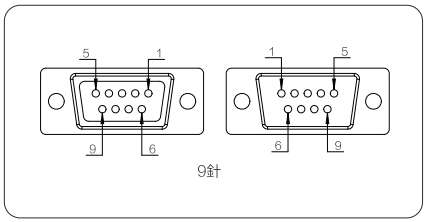

產品規格 PRODUCT SPECIFICATIONS

電氣模塊 Electrical modules

接線圖 wiring plan

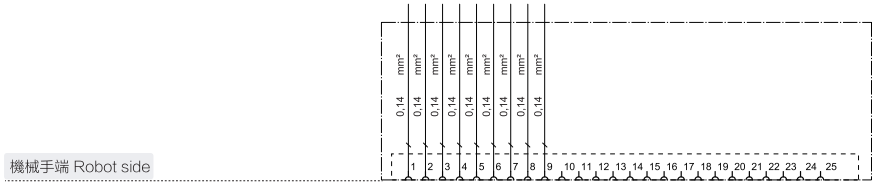

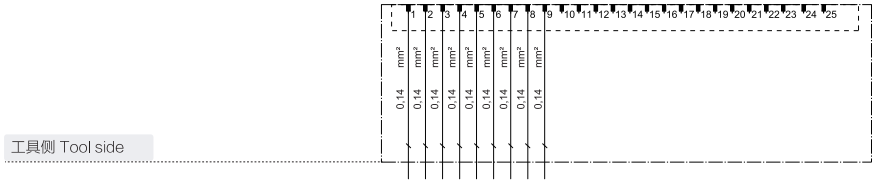

型號 Model	I/O連接類型 I/O connection type	工作電流 Woking Current	T分解電壓 Break down voltage	溫度範圍 Temperature range	接觸 Contact	適用於 This only suit for	單價(元) Price(yuan)
PTC02-9P-A	9針D-SUB高密型-VGA類型 9pins D-SUB-high density connector-VGA type	2A	24V	-55℃ ÷ + 105℃	鍍金 Gold plated	OC50、OC90、OC150、OC160、OC200	
PTC02-9P-B		2A	24V	-55℃ ÷ + 105℃	鍍金 Gold plated		

型號 Model	I/O連接類型 I/O connection type	纜線長度 Cable length	絕緣體 Insulation	屏蔽 Temperature range	護套 Sheath	溫度範圍 Temperature range	電壓範圍 Voltage range	最高電流 Sheath	適用於 This only suit for	單價(元) Price(yuan)
PTXZ01-9P-A	9針D-SUB高密彎頭型-VGA類型 9pins D-SUB-high density connector-VGA type	3M	PVC	100%鋁-聚酯薄膜-28至26AWG 100% aluminum-Mylar foil -28 to 26 SWG	PVC	-55℃÷+105℃	0÷250 Vac	0.5 A	OC50、OC90、OC150、OC160、OC200、OX-SBS、OX-SB、OX-LB、OX-SBDI、OX-XB、OX-LBDI	
PTXZ01-9P-B		1.5M								

產品規格 PRODUCT SPECIFICATIONS

OWM

快速轉換模塊(機械手側)
Quick Conversion Module(robot side)



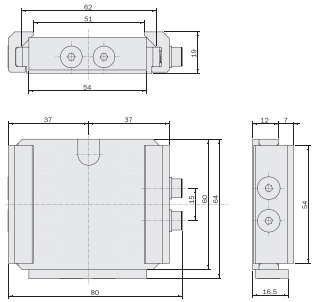

快速轉換模塊(夾具側)
Quick Conversion Module(gripper side)

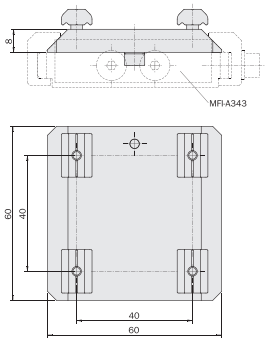

運用實例 APPLICATION EXAMPLE

型號 Model	重量 Weight	單價(元) Price(yuan)
OWM-60A	170g	
OWM-60B	65g	



產品規格 PRODUCT SPECIFICATIONS

OWM

快速轉換模塊(機械手側)
Quick Conversion Module(robot side)

A
OWM-100AL



B
OWM-100A

C
OWL-100B-05
快速接头 (5 个) *Quick coupling (5 pieces)*

OWL-100A-05

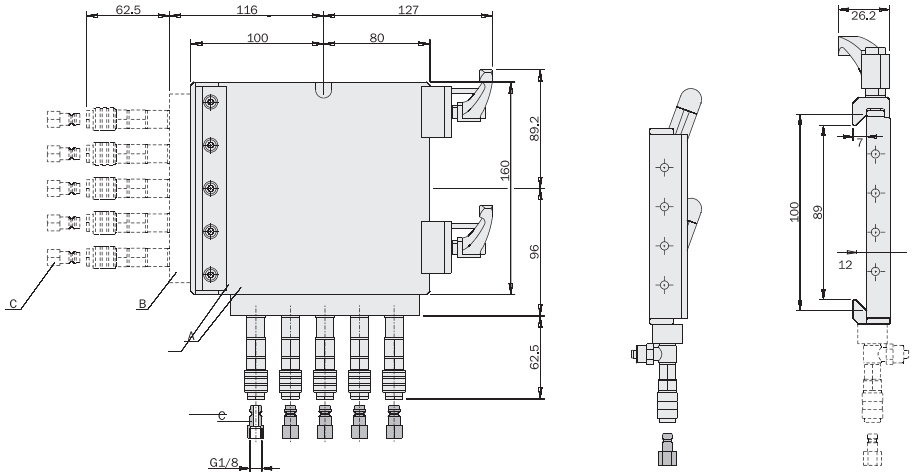

產品規格 PRODUCT SPECIFICATIONS

OWM

快速轉換模塊(夾具側)
Quick Conversion Module(gripper side)

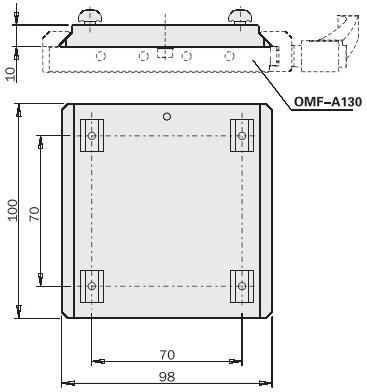

型號 Model	重量 Weight	單價(元) Price(yuan)
OWM-100A	500g	
OWM-100AL	620g	
OWL-100A-05	140g	
OWL-100B-05	17g	
OWM-100B	270g	

運用實例 APPLICATION EXAMPLE



產品規格 PRODUCT SPECIFICATIONS

OWM

快速轉換模塊(機械手側)
Quick Conversion Module(robot side)

A
OWL-160AL



B
OWL-160A-05

C
OWL-160B-05
快速接头(5 个) *Quick coupling (5 pieces)*

OWL-160A

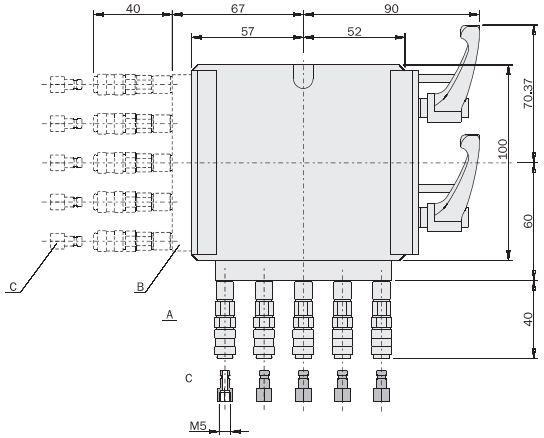

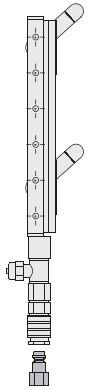

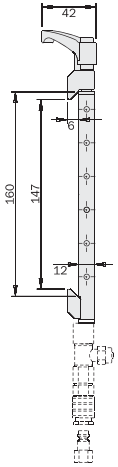

產品規格 PRODUCT SPECIFICATIONS

OWM

快速轉換模塊(夾具側)
Quick Conversion Module(gripper side)

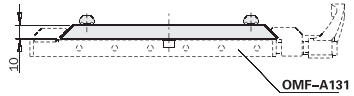

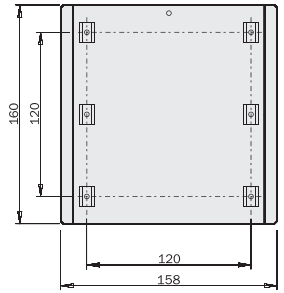

型號 Model	重量 Weight	單價(元) Price(yuan)
OWM-160A	1270g	
OWM-160AL	1650g	
OWL-160A-05	450g	
OWL-160B-05	40g	
OWM-160B	670g	

運用實例 APPLICATION EXAMPLE



產品規格 PRODUCT SPECIFICATIONS

OWM

EOAT儲存架OWM-60H(與OWM-60B, 60x60mm 配套使用)
EOAT storage OWM-60H(to be used with OWM-60B, 60x60mm)

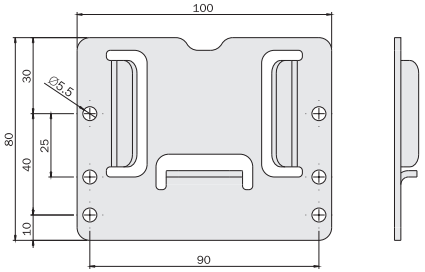

產品規格 PRODUCT SPECIFICATIONS

EOAT儲存架OWM-100H(與OWM-100B,90x100mm配套使用)
EOAT storage OWM-100H(to be used with OWM-100B,98*100mm)

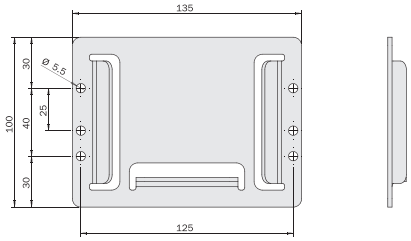

產品規格 PRODUCT SPECIFICATIONS

OWM

EOAT儲存架OWM-160H(與OWM-160B,158x160mm配套使用)
EOAT storage OWM-160H(to be used with OWM-160B,158*160mm)



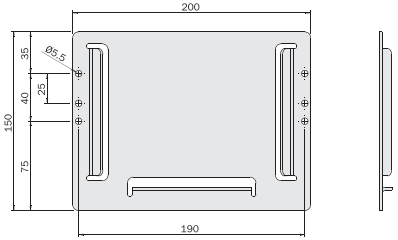

型號 Model	重量 Weight	單價(元) Price(yuan)
OWM-60H	136g	
OWM-100H	238g	
OWM-160H	547g	

產品規格 PRODUCT SPECIFICATIONS

OCL

OCL-15RY

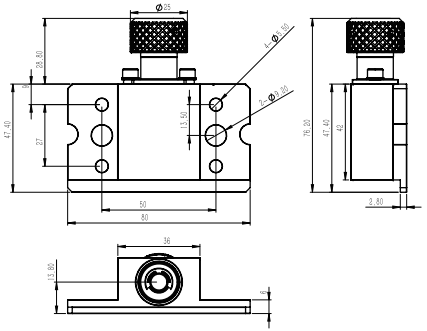

OCL-15TY

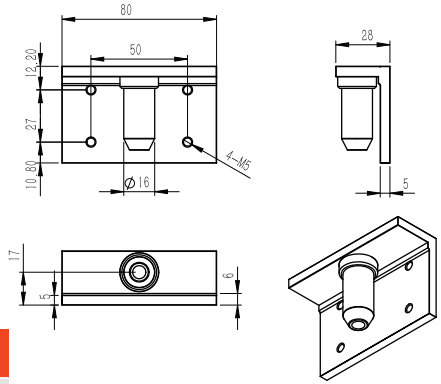

型號 Model	重量 Weight	額定負載 Load(kg)	單價(元) Price(yuan)
OCL-15RY	150g	15kg	
OCL-15TY	294g	15kg	

運用實例 APPLICATION EXAMPLE



產品規格 PRODUCT SPECIFICATIONS

OCL

OCL-15RS

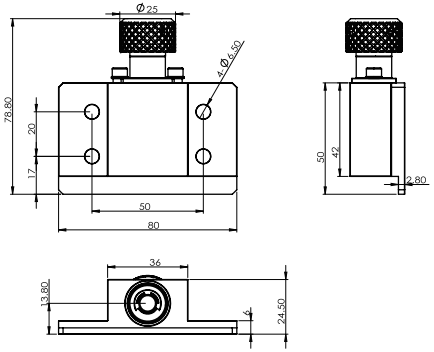

OCL-15TS

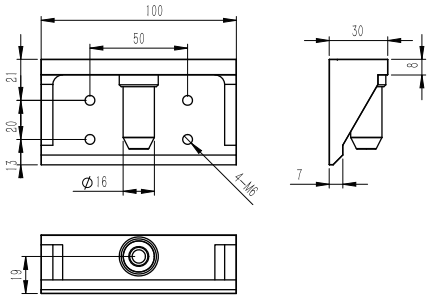

型號 Model	重量 Weight	額定負載 Load(kg)	單價(元) Price(yuan)
OCL-15RS	190g	15kg	
OCL-15TS	197g	15kg	

運用實例 APPLICATION EXAMPLE





產品規格 PRODUCT SPECIFICATIONS

OCL

OCL-35RS

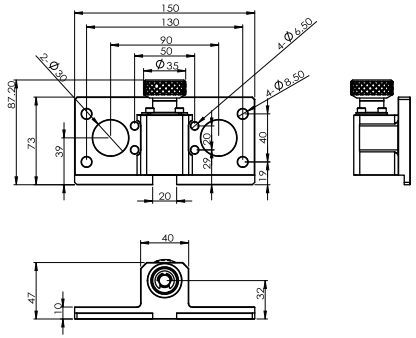

OCL-35TS

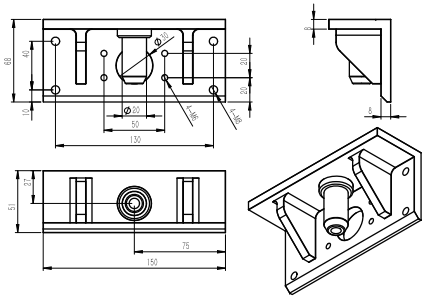

型號 Model	重量 Weight	額定負載 Load(kg)	單價(元) Price(yuan)
OCL-35RS	505g	35kg	
OCL-35TS	565g	35kg	

運用實例 APPLICATION EXAMPLE



產品規格 PRODUCT SPECIFICATIONS

OX-SBDI

- 建議負載10KG;
- 采用鋼球鎖緊方式;
- 具有防塵功能;
- 內置在位檢測裝置;
- 體積小重量輕;
- 采用機械式故障保險機構，即使主盤意外斷氣，主盤與工具盤也不會分離。
- Payload capacity 10KG;
- Steel ball lock system;
- With dustproof function;
- Grasp detecting device inside;
- Small volume light weight;
- Mechanical fault insurance mechanism,even if the main disc dies unexpectedly,it will not separate with tool disc.



規格參數 Specifications

本體部分 Mainbody	可搬運重量（額定負載）Payload capacity		10kg
	位置重復精度 Positon repeatability		±0.02mm
	靜態允許力矩 Static allowable torque	彎矩方向 Bending direction（Mx.My）	24.9Nm
		扭矩方向 Torque direction（Mr）	33.9Nm
	鎖緊力 Tight locking force（當氣壓 0.49Mpa 時）		1000N
	材質 Material	本體 Main body	鋁合金Aluminum alloy
		鎖緊機構部分 Locking mechanism	合金鋼Alloy steel
	外形尺寸 Housing diameter（鎖緊時Lock）		Ø75mm x 75mm x H 41mm
	產品重量 Product weight	機器人側 Robot side	0.46kg
		工具側 Tool side	0.21kg
	拆裝結構 Disassembling institutions		鋼球定位鎖緊Steel ball position lock
	拆裝動作氣壓 Disassembling action pressure		0.39~0.7MPa（4~7kgf/cm²）
	允許溫度與湿度範圍 Allowable temperature and humidity range		0~55℃，0~95%（不結露No condensation）
	通用 General	通氣孔 Pneumatic port	M5 x 4個
控制部分 Control body	面結合確認 Face-to-face confirmation	確認快換公母鎖緊 Confirm quick change male and female lock	內置1個光電開關 Built-in 1 power transmission switch（直流3線式）
組件 Component（選配 Option）	通用 General	電信號點 Electrical signal	2Ax 9 PIN

外形尺寸 OVERALL DIMENSIONS

OX-SBDI -A(機械手端 Robot side)

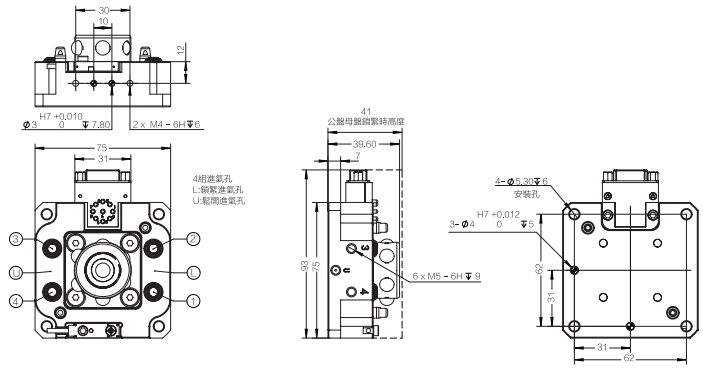

OX-SBDI-B(工具側 Tool side)

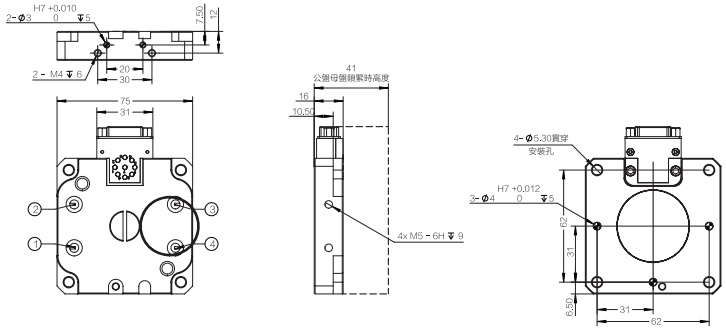

安裝說明 INSTALLATION DESCRIPTION

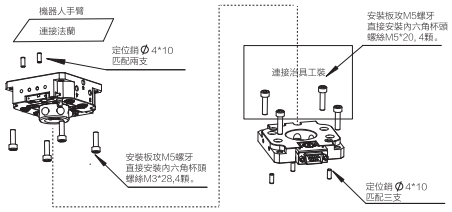



產品規格 PRODUCT SPECIFICATIONS

OX-XB

- 建議負載20KG;
- 采用鋼球鎖緊方式;
- 具有防塵功能;
- 內置在位檢測裝置;
- 采用機械式故障保險機構，即使主盤意外斷氣，主盤與
- 工具盤也不會分離。

- Payload capacity 20KG;
- Steel ball lock system;
- With dustproof function;
- Grasp detecting device inside;
- Mechanical fault insurance mechanism,even if the main disc dies unexpectedly,it will not separate with tool disc.



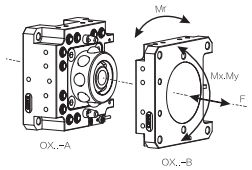

規格參數 Specifications

本體部分 Mainbody	可搬運重量（額定負載）Payload capacity		20kg
	位置重復精度 Positon repeatability		±0.02mm
	靜態允許力矩 Static allowable torque	彎矩方向 Bending direction（Mx,My）	69Nm
		扭矩方向 Torque direction（Mr）	82Nm
	鎖緊力 Tight locking force（當氣壓 0.49Mpa 時）		2100N
	材質 Material	本體 Main body	鋁合金Aluminum alloy
		鎖緊機構部分 Locking mechanism	合金鋼Alloy steel
	外形尺寸 Housing diameter（鎖緊時Lock）		Ø96mm x 96mm x H 60mm
	產品重量 Product weight	機器人側 Robot side	1.13kg
		工具側 Tool side	0.40kg
	拆裝結構 Disassembling institutions		鋼球定位鎖緊Steel ball position lock
	拆裝動作氣壓 Disassembling action pressure		0.39~0.7MPa（4~7kgf/cm²）
	允許溫度與濕度範圍 Alowable temperature and humidity range		0~55℃，0~95%（不結露No condensation）
	通用 General	通氣孔 Pneumatic port	M5 x 10個
控制部分 Control body	面結合確認 Face-to-face confirmation	確認快換公母鎖緊 Confirm quick change male and female lock	內置1個光電開關 Built-in 1 power transmission switch（直流3線式）
組件 Component（選配 Option）	通用 General	電信號點 Electrical signal	2x2Ax 9 PIN

外形尺寸 OVERALL DIMENSIONS

OX-XB-A(機械手端 Robot side)

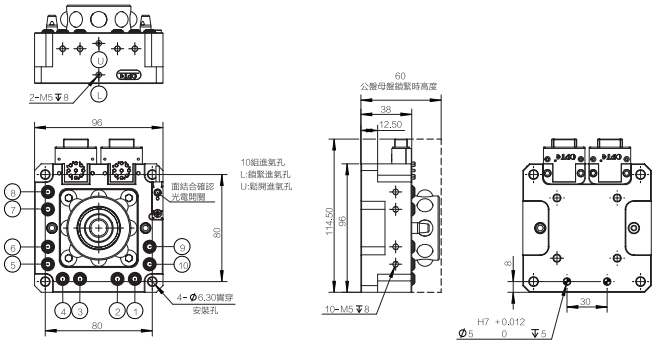

OX-XB-B(工具側 Tool side)

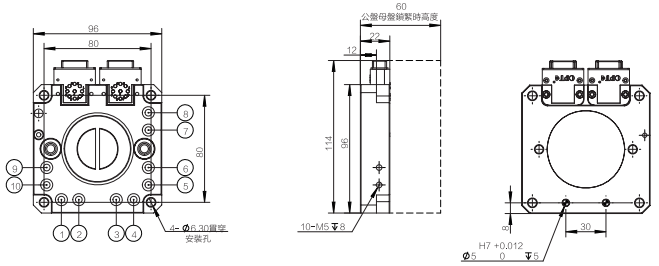

安裝說明 INSTALLATION DESCRIPTION

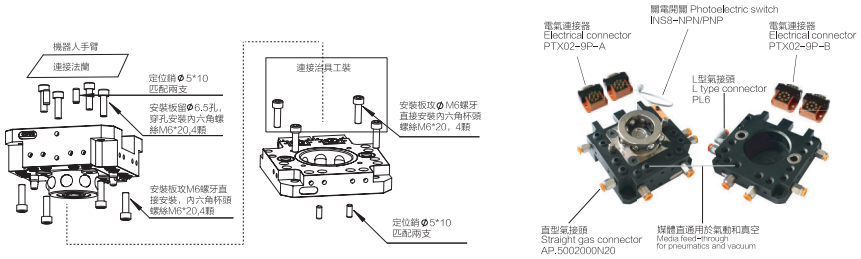

產品規格 PRODUCT SPECIFICATIONS

OX-LBDI

- 建議負載40KG;
- 采用鋼球鎖緊方式;
- 具有防塵功能;
- 內置在位檢測裝置;
- 采用機械式故障保險機構，即使主盤意外斷氣，主盤與工具盤也不會分離。

- Payload capacity 40KG;
- Steel ball lock system;
- With dustproof function;
- Grasp detecting device inside;
- Mechanical fault insurance mechanism,even if the main disc dies unexpectedly,it will not separate with tool disc.



規格參數 Specifications

本體部分 Mainbody	可搬運重量（額定負載）Payload capacity		40kg
	位置重復精度 Positon repeatability		±0.02mm
	靜態允許力矩 Static allowable torque	彎矩方向 Bending direction（Mx.My）	157Nm
		扭矩方向 Torque direction（Mr）	216Nm
	鎖緊力 Tight locking force（當氣壓 0.49Mpa 時）		4090N
	材質 Material	本體 Main body	鋁合金Aluminum alloy
		鎖緊機構部分 Locking mechanism	合金鋼Alloy steel
	外形尺寸 Housing diameter（鎖緊時Lock）		Ø110mm x110mm x H 60mm
	產品重量 Product weight	機器人側 Robot side	1.34kg
		工具側 Tool side	0.64kg
	拆裝結構 Disassembling institutions		鋼球定位鎖緊Steel ball position lock
	拆裝動作氣壓 Disassembling action pressure		0.39~0.7MPa（4~7kgf/cm²）
	允許溫度與濕度範圍 Allowable temperature and humidity range		0-55℃，0-95%（不結露No condensation）
	通用 General	通氣孔 Pneumatic port	M5 x 10個
控制部分 Control body	面結合確認 Face-to-face confirmation	確認快換公母鎖緊 Confirm quick change male and female lock	內置1個光電開關 Built-in 1 power transmission switch（直流3線式）
組件 Component（選配 Option）	通用 General	電信號點 Electrical signal	2x2Ax 9 PIN

外形尺寸 OVERALL DIMENSIONS

OX-LBDI-A(機械手端 Robot side)

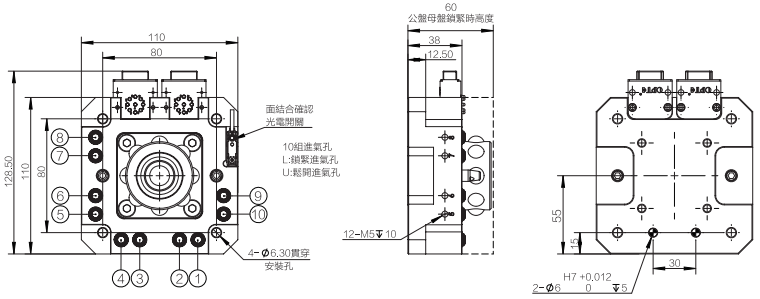

OX-LBDI-B(工具側 Tool side)

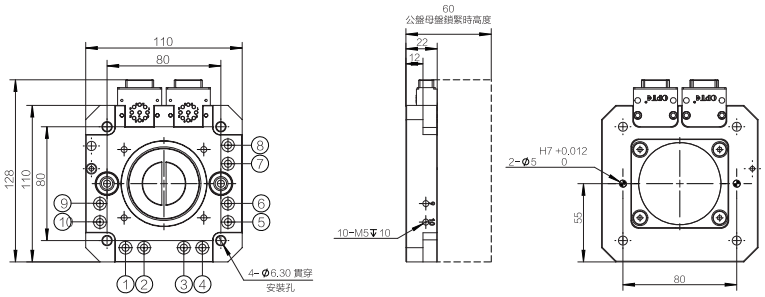

安裝說明 INSTALLATION DESCRIPTION

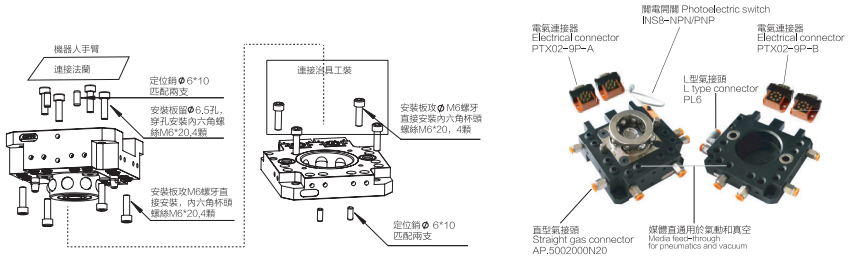

產品規格 PRODUCT SPECIFICATIONS

OX-SBS

- 建議負載5KG;
- 采用鋼球鎖緊方式;;
- 采用機械式故障保險機構，即使主盤意外斷氣，主盤與
- 工具盤也不會分離。
- Payload capacity 5KG;
- Steel ball lock system;
- Mechanical fault insurance mechanism,even if the main
- disc dies unexpectedly,it will not separate with tool disc.



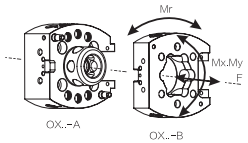

規格參數 Specifications

本體部分 Mainbody	可搬運重量（額定負載）Payload capacity		5kg
	位置重復精度 Positon repeatability		±0.02mm
	靜態允許力矩 Static allowable torque	彎矩方向 Bending direction（Mx.My）	12.2Nm
		扭矩方向 Torque direction（Mr）	16.9Nm
	鎖緊力 Tight locking force（當氣壓 0.49Mpa 時）		635N
	材質 Material	本體 Main body	鋁合金Aluminum alloy
		鎖緊機構部分 Locking mechanism	鋁合金Aluminum alloy
	外形尺寸 Housing diameter（鎖緊時Lock）		Ø58mm x 59mm x H42mm
	產品重量 Product weight	機器人側 Robot side	0.11kg
		工具側 Tool side	0.25kg
	拆裝結構 Disassembling institutions		鋼球定位鎖緊Steel ball position lock
	拆裝動作氣壓 Disassembling action pressure		0.39~0.7MPa（4~7kgf/cm²）
	允許溫度與濕度範圍 Allowable temperature and humidity range		0-55℃，0-95%（不結露No condensation）
	通用 General	通氣孔 Pneumatic port	M5 x 6個
組件 Component（選配 Option）	通用 General	電信號點 Electrical signal	2A x 19PIN

外形尺寸 OVERALL DIMENSIONS

OX-SBS-A(機械手端 Robot side)

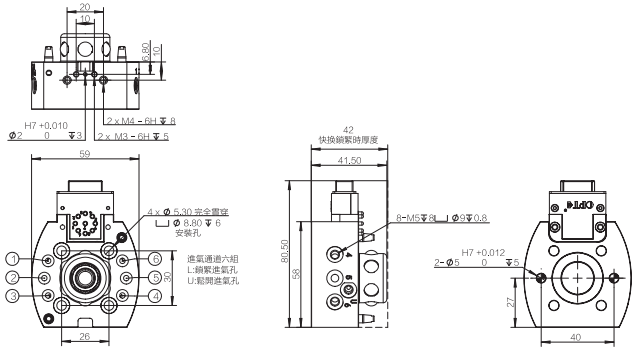

OX-SBS-B(工具側 Tool side)

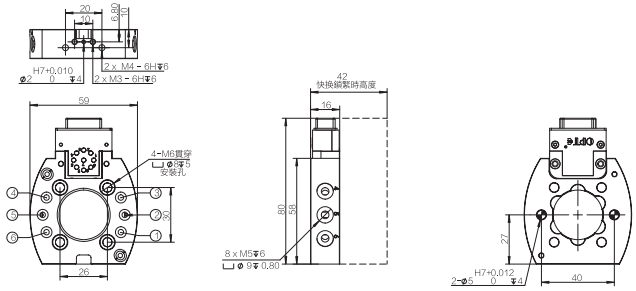

安裝說明 / *Installation Description*

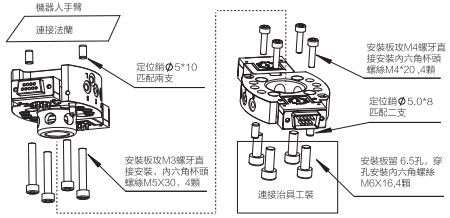



產品規格 PRODUCT SPECIFICATIONS

OX-SB自動快換
OX-SB automatic quick change

- 建議負載10KG;
- 采用鋼球鎖緊方式;
- 具有防塵功能;
- 內置在位檢測裝置;
- 體積小重量輕;
- 采用機械式故障保險機構，即使主盤意外斷氣，主盤與
- 工具盤也不會分離。
- Payload capacity 10KG;
- Steel ball lock system;
- With dustproof function;
- Grasp detecting device inside;
- Small volume light weight;
- Mechanical fault insurance mechanism,even if the main disc dies unexpectedly,it will not separate with tool disc.



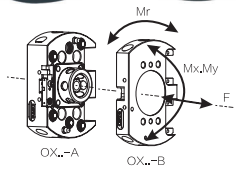

規格參數 Specifications

本體部分 Mainbody	可搬運重量（額定負載）Payload capacity		10kg
	位置重復精度 Positon repeatability		±0.02mm
	靜態允許力矩 Static allowable torque	彎矩方向 Bending direction（Mx.My）	24.9N.m
		扭矩方向 Torque direction（Mr）	33.9N.m
	鎖緊力 Tight locking force（當氣壓 0.49Mpa 時）		1000N
	材質 Material	本體 Main body	鋁合金Aluminum alloy
		鎖緊機構部分 Locking mechanism	合金鋼Alloy steel
	外形尺寸 Housing diameter（鎖緊時Lock）		Ø93.26mm x 65mm x H38.9mm
	產品重量 Product weight	機器人側 Robot side	0.44kg
		工具側 Tool side	0.20kg
	拆裝結構 Disassembling institutions		鋼球定位鎖緊Steel ball position lock
	拆裝動作氣壓 Disassembling action pressure		0.39~0.7MPa（4~7kgf/cm²）
	允許溫度與濕度範圍 Allowable temperature and humidity range		0~55℃，0~95%（不結露No condensation）
	通用 General	通氣孔 Pneumatic port	M5 x 6個
控制部分 Control body	面結合確認 Face-to-face confirmation	確認快換公母鎖緊 Confirm quick change male and female lock	內置1個光電開關 Built-in 1 power transmission switch（直流3線式）
組件 Component（選配 Option）	通用 General	電信號點 Electrical signal	2 x 2Ax 9 PIN

外形尺寸 OVERALL DIMENSIONS

OX-SB-A(機械手端 Robot side)

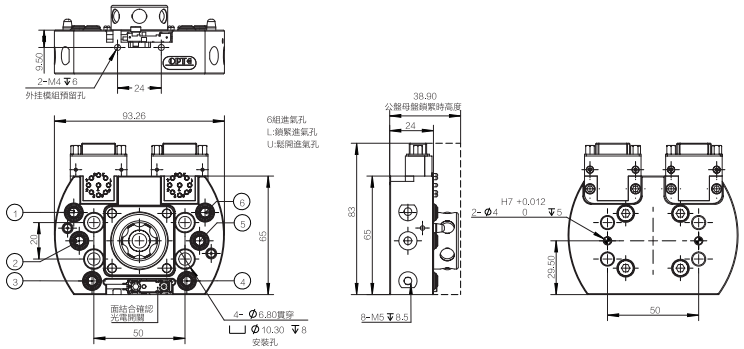

OX-SB-B(工具側 Tool side)

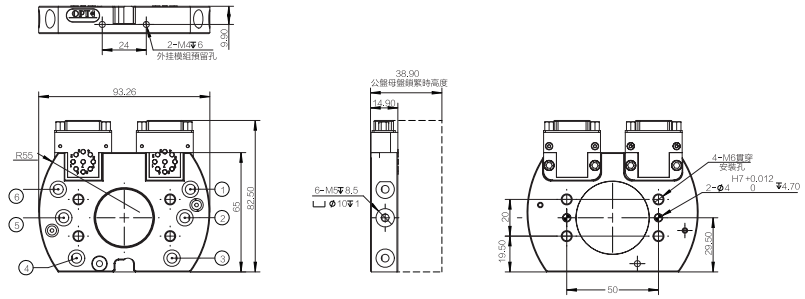

安裝說明 / *Installation Description*

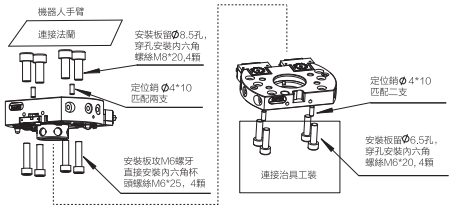

產品規格 PRODUCT SPECIFICATIONS

OX-LB自動快換
OX-LB Automatic quick change

- 建議負載30KG;
- 采用鋼球鎖緊方式;
- 具有防塵功能;
- 內置在位檢測裝置;
- 采用機械式故障保險機構，即使主盤意外斷氣，主盤與工具盤也不會分離。
- Payload capacity 30KG;
- Steel ball lock system;
- With dustproof function;
- Grasp detecting device inside;
- Mechanical fault insurance mechanism,even if the main disc dies unexpectedly,it will not separate with tool disc.



規格參數 Specifications

本體部分 Mainbody	可搬運重量（額定負載）Payload capacity		30kg
	位置重復精度 Positon repeatability		±0.02mm
	靜態允許力矩 Static allowable torque	彎矩方向 Bending direction（Mx.My）	113N.m
		扭矩方向 Torque direction（Mr）	149N.m
	鎖緊力 Tight locking force（當氣壓 0.49Mpa 時）		3150N
	材質 Material	本體 Main body	鋁合金Aluminum alloy
		鎖緊機構部分 Locking mechanism	合金鋼Alloy steel
	外形尺寸 Housing diameter（鎖緊時Lock）		Ø153.56mm x 80mm x H 67.50mm
	產品重量 Product weight	機器人側 Robot side	1.19kg
		工具側 Tool side	0.70kg
	拆裝結構 Disassembling institutions		鋼球定位鎖緊Steel ball position lock
	拆裝動作氣壓 Disassembling action pressure		0.39~0.7MPa（4~7kgf/cm²）
	允許溫度與濕度範圍 Allowable temperature and humidity range		0-55℃，0-95%（不結露No condensation）
	通用 General	通氣孔 Pneumatic port	M5 x 6個
控制部分 Control body	面結合確認 Face-to-face confirmation	確認快換公母鎖緊 Confirm quick change male and female lock	內置1個光電開關 Built-in 1 power transmission switch（直流3線式）
組件 Component（選配 Option）	通用 General	電信號點 Electrical signal	2x2Ax9PIN

MADE THE EOAT MODULAR DESIGN

外形尺寸 OVERALL DIMENSIONS

OX-LB-A(機械手端 Robot side)

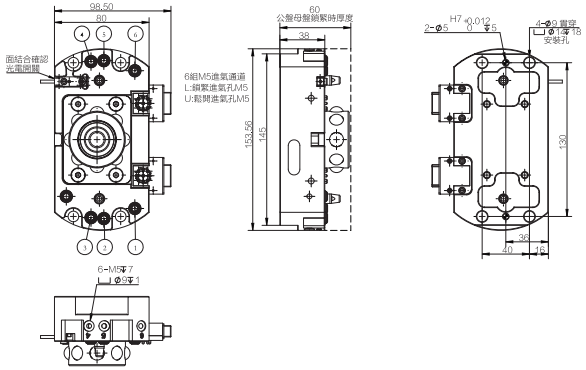

OX-LB-B(工具側 Tool side)

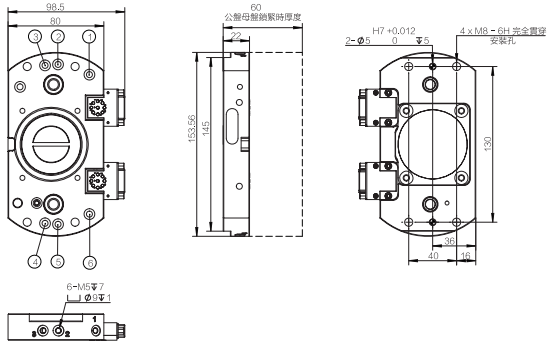

安裝說明 INSTALLATION DESCRIPTION

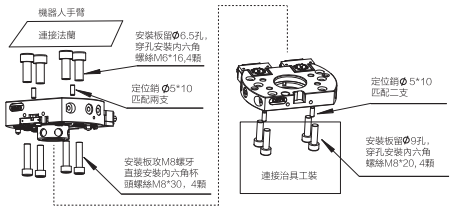



二、型材 *EOAT profiles and fixings*

產品規格 PRODUCT SPECIFICATIONS

TEC
鋁合金圓管Aluminum alloy

鋁合金圓管采用高强度鋁合金材質，代替鋼管，結構重量可減輕，機構簡單，可隨意安裝與拆卸，方便維護和保養，耐腐蝕，性能好，無磁性。

The aluminum alloy round tube is made of high-strength aluminum alloy material, instead of steel pipe, the structure weight can be reduced, the structure is simple, can be installed and disassembled at will, easy to maintain and maintain, corrosion resistance, good performance, non-magnetic.

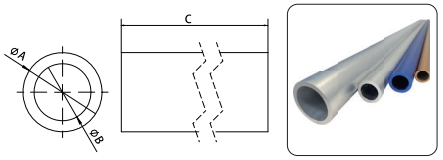

鋁合金圓管

型號 Model	A	B	長度 (mm)	重量 (Weight)	單價(元) Price(yuan)
TEC-2014-2000	20	14	2000	866g	
TFC-2518-2000	25	18	2000	1276g	
TFC-3022-2000	30	22	2000	1850g	
TFC-4032-2000	40	32	2000	2540g	

OFC
碳纖維圓管Carbon fiber round tube

采用低密度、輕量化的碳纖維材料，彎曲强度、剪切强度、拉伸强度高，尺寸穩定，導電、導熱、熱膨脹系數小、自潤滑和吸能抗震，具有輕質、高强、耐高温、抗腐蝕、耐疲勞、耐磨損的特點。

Low-density,and lightweight carbon fiber material, high bending strength, shear strength, and tensile strength, dimensional stability, electrical conductivity, thermal conductivity, low expansion coefficient , self-lubricating and good seismic performance, with the characteristics of light weight, high strength, high temperature resistance, resistance to corrosion, fatigue resistance and wear resistance.



碳纖維圓管

型號 Model	A	B	長度 (mm)	重量 (Weight)	端蓋 (Plugs)	單價(元) Price(yuan)
OFC-1008-1m	10	8	1000	45g	OFP-K10	
OFC-1410-1.5m	14	10	1500	172.5g	OFP-K14	
OFC-2016-2m	20	16	2000	340g	OFP-K20	
OFC-2521-2m	25	21	2000	436g	OFP-K25	
OFC-3026-2m	30	26	2000	530g	OFP-K30	
OFC-4035-2m	40	35	2000	890g	OFP-K40	

運用實例 APPLICATION EXAMPLE

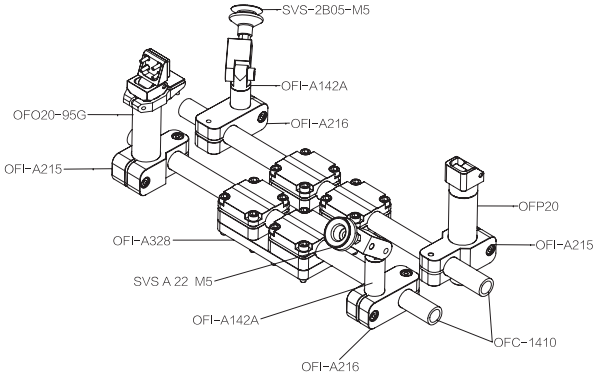

產品規格 PRODUCT SPECIFICATIONS

QB工業鋁型材技術特性
Technical characteristics of QB industrial aluminum profiles

一、QB工業鋁型材化學成分 QB industrial aluminum profile chemical composition

成份牌號 Ingredients 6063	硅Si 0.20-0.60	鐵Fe ≤0.35	銅Cu ≤0.10	鉻Cr ≤0.10	鎂Mg ≤0.49-0.90	錳Mn ≤0.10
	鋅Zn	鈦Ti		其他元素		鋁Al
	≤0.10	≤0.10		≤0.10		≤0.10

二、QB工業鋁型材機械性能 QB industrial aluminum profile mechanical properties

材質及狀態Material and status	6063T5	6063T6
抗拉强度Tensile strength	180Mpa	270Mpa
屈服强度Yield Strength	127 Mpa	202 Mpa
彈性模量Elastic Modulus	68600N/mm2	69972N/mm2
硬度Hardness	62HB	75HB
表面處理Surface treatment	陽極氧化處理，鍍層15μ以上	

T5-由高温成型過程冷却。
然後進行人工時效的狀態。
T6-固溶熱進行加工時效人工時效的狀態。

T5-Cooled in a high temperature molding process
Then the state of artificial aging is performed.
Solid solution heat is used for processing and aging artificial aging.

三、QB工業鋁型材公差範圍 QB industrial aluminum profile tolerance range

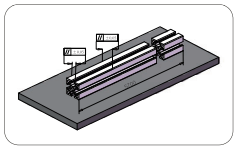

- 鋁型材的平行度：在5700mm範圍內，鋁型材平面交綫及槽的平行度不大于±0.5mm.
- Parallelism of aluminum profiles: In the range of 5700mm, the parallelism of the plane intersection and groove of the aluminum profile is not more than ±0.5mm.

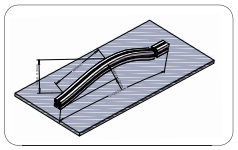

- 2.鋁型材的直綫度：至300mm長度内不大于±0.3mm,在2000mm長度度範圍内不超過±1.5mm.
- Straightness of aluminum profiles: It shall not exceed ±0.3mm in the length of 300mm, and shall not exceed ±1.5mm in the length of 2000mm.

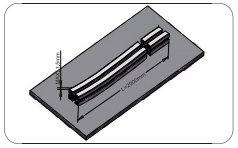

- 鋁型材的扭曲度：在2000mm長度内最大爲1.5mm.
- Aluminum profile distortion: Up to 1.5mm in length of 2000mm.

產品規格 PRODUCT SPECIFICATIONS



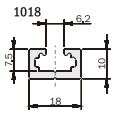

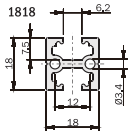

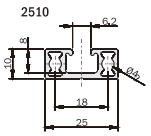

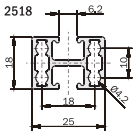

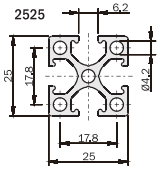

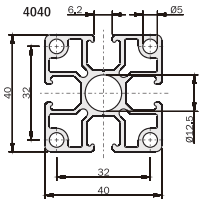

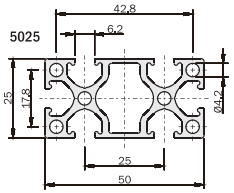

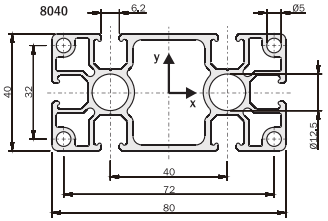

		長度 (mm)	重量 (Weight)	Ix (mm)	Iy (mm)	端蓋 (Plugs)	單價(元) Price(yuan)
OMB-1018-1000	XC-1018-1000	1000	250g	1084	3855	XCG-1018	
OMB-1018-2000	XC-1018-2000	2000	500g	1084	3855	XCG-1018	
OMB-1818-1000	XC-1818-1000	1000	400g	4381	6245	XCG-1818	
OMB-1818-2000	XC-1818-2000	2000	800g	4381	6245	XCG-1818	
OMB-2510-1000	XC-2510-1000	1000	280g	1305	7300	XCG-2510	
OMB-2510-2000	XC-2510-2000	2000	560g	1305	7300	XCG-2510	
OMB-2518-1000	XC-2518-1000	1000	400g	5647	11544	XCG-2518	
OMB-2518-2000	XC-2518-2000	2000	800g	5647	11544	XCG-2518	
OMB-2525-1000	XC-2525-1000	1000	610g	16298	16289	XCG-2525	
OMB-2525-2000	XC-2525-2000	2000	1220g	16298	16289	XCG-2525	
OMB-5025-1000	XC-5025-1000	1000	1040g	28882	111103	XCG-5025	
OMB-5025-2000	XC-5025-2000	2000	2080g	28882	111103	XCG-5025	
OMB-4040-1000	XC-4040-1000	1000	1300g	86387	86387	XCG-4040	
OMB-4040-2000	XC-4040-2000	2000	2600g	86387	86387	XCG-4040	
OMB-8040-1000	XC-8040-1000	1000	2180g	155462	587130	XCG-8040	
OMB-8040-2000	XC-8040-2000	2000	4360g	155462	587130	XCG-8040	

產品規格 PRODUCT SPECIFICATIONS

OFI

T型螺母 T-Nuts

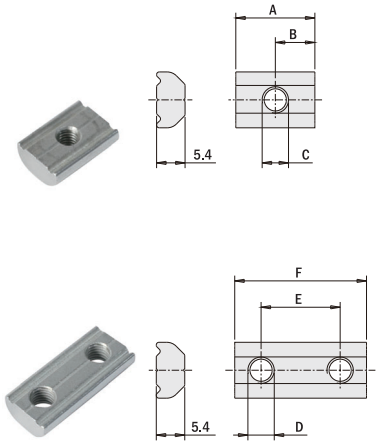

型號 Model	A (mm)	B (mm)	C (mm)	重量 (Weight)	單價(元) Price(yuan)
OFI-177	15	7.5	M4	5g	
OFI-025	15	7.5	M5	5g	
OFI-178	15	7.5	M6	5g	

型號 Model	D (mm)	E (mm)	F (mm)	重量 (Weight)	單價(元) Price(yuan)
OFI-003	M4	8	16	5g	
OFI-006	M5	10	20	7g	
OFI-009	M5	15	25	9g	
OFI-148	M5	17	25	9g	
OFI-016	M5	22	32	11g	
OFI-027	M5	25	35	13g	
OFI-055	M5	28	38	14g	
OFI-050	M5	30	40	15g	
OFI-029	M5	35	45	16g	
OFI-020	M5	40	50	18g	
OFI-043	M5	50	60	22g	
OFI-022	M5	60	70	26g	
OFI-045	M5	90	100	38g	

運用實例 APPLICATION EXAMPLE

彈性螺母 Spring nuts

這種螺母在裝配時不會在槽內滑動.
適合以下型材：

They hold the position in the slot without slipping during assembly.
Suitable for the beams:
OMB/XC-1018
OMB/XC-1818
OMB/XC-2510
OMB/XC-2518
OMB/XC-2525
OMB/XC-5025
OMB/XC-4040
OMB/XC-8040



產品規格 PRODUCT SPECIFICATIONS

OFI
型材的角支架 Angle brackets for profiles



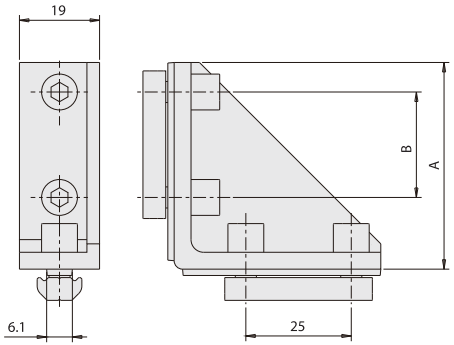

型號 Model	A (mm)	B (mm)	重量 Weight	單價(元) Price(yuan)
OFI-A140	24.5	-	32g	
OFI-A141	49	25	82g	

運用實例 APPLICATION EXAMPLE

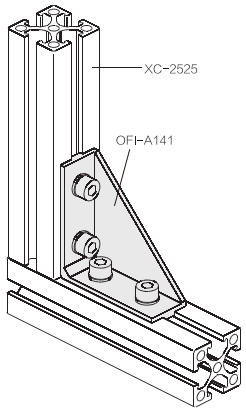

產品規格 PRODUCT SPECIFICATIONS

OFI
螺絲 Screw

齒滑墊片
Tooth sliding gasket

平滑墊片
Smoothing gasket

型號 Model	B (mm)	A (mm)	K (mm)	L (mm)	適用于Applicable to	單價(元) Price(yuan)
M3*9	2.52	5.5	3	9	OFP-A33 OFP-A41（開模塑料支架）	
M3*8				8	OFP-A39（開模塑料支架）	
M3*15				15	OFI-A332(重型夾腿)	
M4*10	3.02	7	4	10	OFP-A36（開模塑料支架）	
M4*12				12	OFI-A277(快換法蘭板)	
M4*14				14	OPF-A03 OFP-A05 OFP-A13 OFP-A12 OFP-A07 OFP-A08.....	
M4*16				16	OGR06.062（圓形固定安裝座)	
M4*20				20	OFP-A08 OFP-A09（開模塑料支架）OFI-A212 OFI-A213（旋轉支撐）	
M4*22				22	OFI-B216 OFI-A36	
M4*25				25	OFI-A09（固定支架）	
M4*26				26	OFI-A09（固定支架）	
M4*28				28	OFI-A36（固定支架）	
M4*30				30	OFI-A35	
M4*36				36	OFI-A35（固定支架）	
M5*10	4.02	8.5	5	10		
M5*12				12	OFI-A102 OFI-A103 OFI-A226 OFI-A227 OFI-A228 OFI-A232	
M5*14				14	OFI-A265 OFI-A12 OFI-A217 OFI-A218 OFI-A01 OFI-A270.....	
M5*15				15	OFI-A11 OFI-A13 OFI-A29 OFI-A30 OFI-A31 OFI-A32.....	
M5*16				16	OFI-A02 OFI-A204 OFI-A0 OFI-A05 OFI-A06 OFI-A07.....	
M5*18				18	OFI-A08 OFI-A268 OFI-A269OFI-A52 OFI-A53 OFI-A157A.....	
M5*20				20	OFI-A250（開槽角支架）	
M5*22				22	OFI-A209 OFI-A349 OFI-A251 OFI-A215	
M5*24				24	OFI-A37 OFI-A252	
M5*25				25	OFI-A205 OFI-A350OFI-A94A OFI-A94B OFI-A94C OFI-A94D	
M5*26				26	OFI-A253（開槽角支架）OFI-A66（多方位組）	
M5*28				28	OFI-A244 OFI-A67 OFI-A196A OFI-A196B OFI-A196C.....	
M5*30				30	OFI-A38（交叉圓形連接器） OFI-A206（重型固定支架）	
M5*35				35	OFI-A16 OFI-A17 OFI-A196A OFI-A196B OFI-A196C（重型彎臂)	
M5*38				38	OFI-A39（交叉方型連接器）	
M5*40				40	OFI-A164 OFI-A165 OFI-A166 OFI-A95 OFI-A203（夾腿）	
M5*50				50	OFI-A351（交叉方型連接器）	
M5*60				60	OFI-A18（交叉方型連接器）OFI-A178（交叉圓形連接器）	
M6*10	5.02	10	6	10	OFI-A60A OFI-A60B OFI-A60C OFI-A60D（彎臂）	
M6*12				12	OFI-A234（L型材連接板）	
M6*16				16	OFI-A276（快換法蘭板)	
M6*18				18	OFI-A148（吸盤彎臂）	
M8*22	6.02	13	8	22	OFI-A63A OFI-A63B OFI-A63C OFI-A63D（彎臂）	



三、支架模組 *Install The Module*

▶ 產品規格 PRODUCT SPECIFICATIONS

OFP

聚合物夾具安裝支架 Polymer fixture mounting bracket
含螺釘套件 Kit with screws

尺寸(mm) ***Dimensions (mm)***

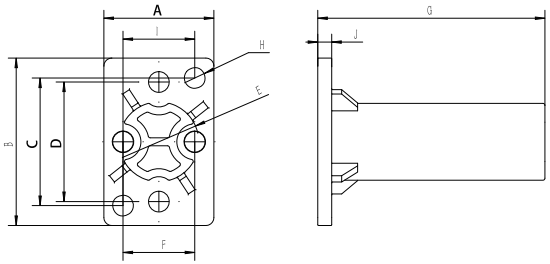

型號 Model	A (mm)	B (mm)	C (mm)	D (mm)	E (mm)	I (mm)	F (mm)	G (mm)	H (mm)	J (mm)	適用于 Suitable for	重量 Weight	單價(元) Price(yuan)
OFP-A32	24	31	24	22	20	-	15	57	4.20	3.5		13g	
OFP-A33	14.7	30	24	24	14	-	9	43.5	3.20	3.5		6g	
OFP-A35	27.6	42	32	30	20	20	18	57	5.20	3.5		15g	
OFP-A36	20	38	30	30	20	-	12	57	4.20	3.5		14g	
OFP-A39	16.4	23	18	16	10	-	12	24.5	3.20	2.5		4g	
OFP-A40	26	48	38	36	20	-	16	56.8	5.3	3.5		12g	

▶ 運用實例 APPLICATION EXAMPLE

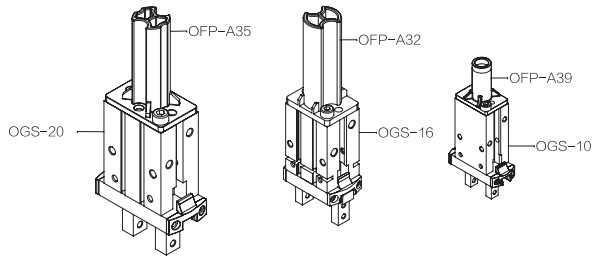

產品規格 PRODUCT SPECIFICATIONS

OFP

聚合物夾具安裝支架 Polymer fixture mounting bracket
含螺釘套件 Kit with screws

尺寸(mm) *Dimensions (mm)*

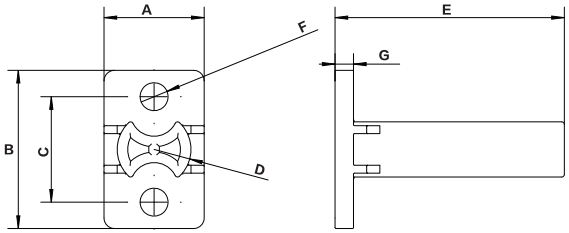

型號 Model	A (mm)	B (mm)	C (mm)	D (mm)	E (mm)	F (mm)	G (mm)	適用于 Suitable for	重量 Weight	單價(元) Price(yuan)
OFP-A41	18	20	12	10	21.5	3.2	2.5		3g	
OFP-A42	19	30	20	14	43.5	5.3	3.5		7g	
OFP-A43	19	26	14	14	43.5	5.3	3.5		7g	
OFP-A44	19	26	16	14	43.5	5.3	3.5		5.5g	

運用實例 APPLICATION EXAMPLE

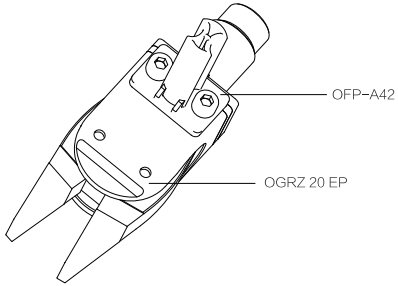

產品規格 PRODUCT SPECIFICATIONS

OFP

聚合物安裝支架 Polymer mounting bracket
半片兩個+螺釘 2 half-pieces + screws

尺寸(mm) *Dimensions (mm)*

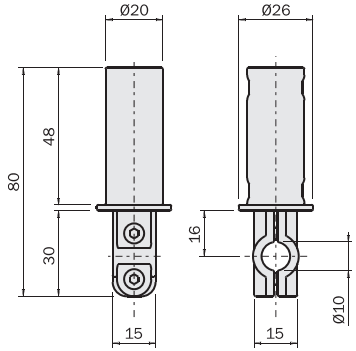

型號 Model	重量 Weight	單價(元) Price(yuan)
OFP-A03	35g	

運用實例 APPLICATION EXAMPLE

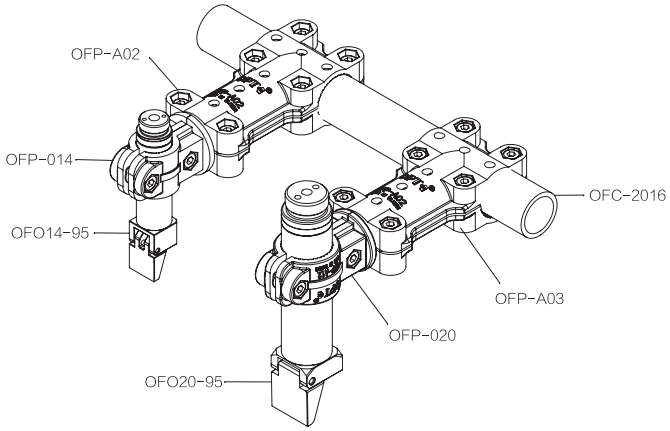

產品規格 PRODUCT SPECIFICATIONS

OFP

聚合物安裝支架 Polymer mounting bracket
半片兩個+螺釘 2 half-pieces+screws

尺寸(mm) *Dimensions (mm)*

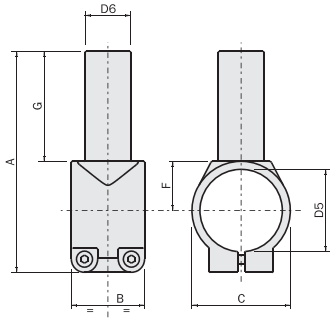

型號 Model	A (mm)	B (mm)	C (mm)	D5 (mm)	D6 (mm)	F (mm)	G (mm)	重量 Weight	適用于 Suitable for	單價(元) Price(yuan)
OFP-A05	96.5	32	43	Ø36	Ø20	21.5	48	35g	MP/NP-10	
OFP-A06	107.5	36	52.6	Ø45	Ø20	26.3	48	40g	MP/NP-20	
OFP-A07	118.5	40	64	Ø56	Ø20	32	48	52g	MP/NP-30	
OFP-A08	90	30	36	Ø30	Ø20	18	48	36g	MP/NP-5/ 30(直徑)	
OFP-A12	93	20	28	Ø20	Ø20	25.85	48	26g	MP/NP-3 / 20(直徑)	
OFP-A13	84.3	20	21	Ø14	Ø20	20.5	48	24g	14(直徑)	

運用實例 APPLICATION EXAMPLE

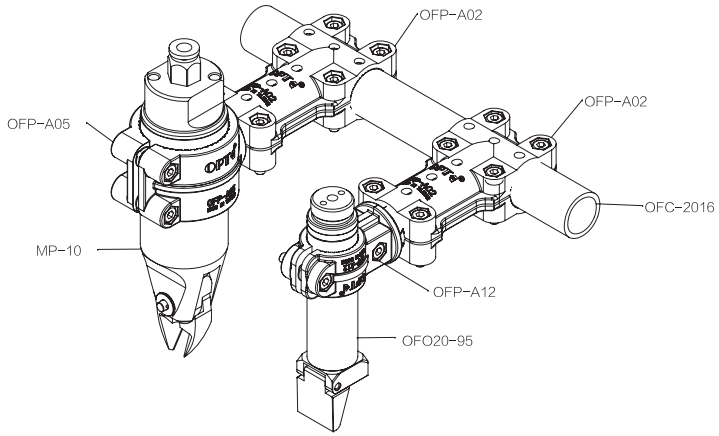

產品規格 PRODUCT SPECIFICATIONS

OFP

聚合物T型連接器 Polymer T connector
半片兩個+螺釘 2 half-pieces+screws

尺寸(mm) *Dimensions (mm)*

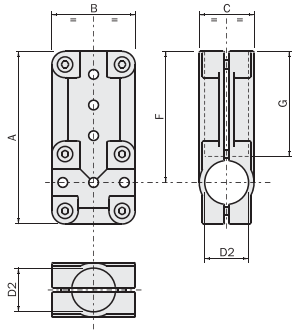

型號 Model	A (mm)	B (mm)	C (mm)	D2 (mm)	F (mm)	G (mm)	重量 Weight	單價(元) Price(yuan)
OFP-A02	79	38	25	Ø20	60	48	26g	
OFP-A09	90	48	36	Ø30	66	48	56g	

運用實例 APPLICATION EXAMPLE

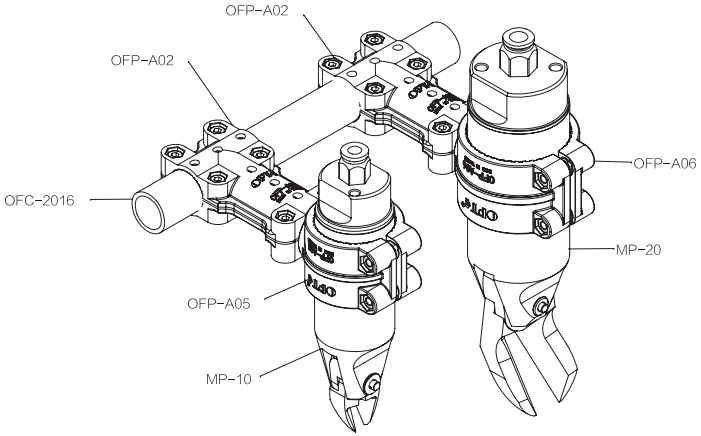

產品規格 PRODUCT SPECIFICATIONS

OFK

碳纖維圓管轉接頭 Carbon fiber pipe connector

尺寸(mm) *Dimensions (mm)*

OFK-4040

OFK-4025

OFK-2525

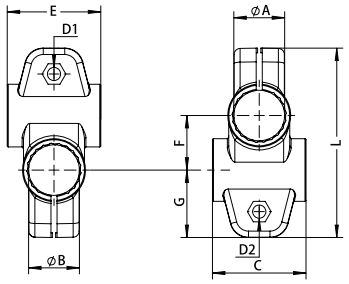

型號 Model	材料 Material	A (mm)	B (mm)	L (mm)	C (mm)	E (mm)	F (mm)	G (mm)	D1 (mm)	D2 (mm)	重量 Weight	單價(元) Price(yuan)
OFK-2525	碳纖維 Carbon composite	25	25	93.5	46	46	27	33.3	Ø6.5	Ø6.5	79.5g	
OFK-4025		40	25	108.1	46	45.6	35.5	33.3	Ø8.5	Ø6.5	100g	
OFK-4040		40	40	121.1	46.5	46.5	42.7	39.1	Ø8.5	Ø6.5	130g	

運用實例 APPLICATION EXAMPLE

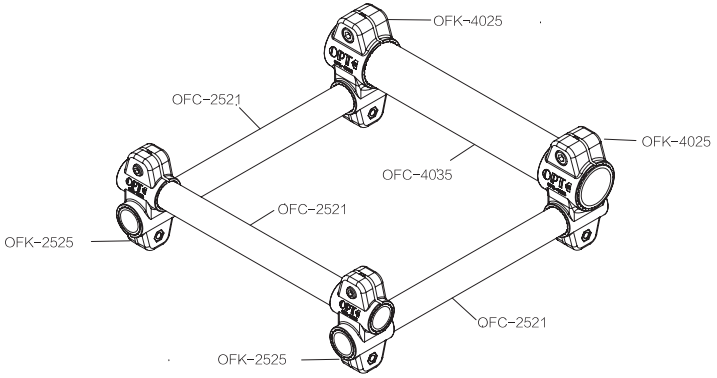

產品規格 PRODUCT SPECIFICATIONS

PLR

碳纖維治具安裝板

碳纖維板具有強度高，壽命長、耐腐蝕，質量輕、低密度等優點產品耐熱性、抗熱衝擊性強、柔韌性好、易塑性、變形量小、抗腐蝕與輻射性能優秀。

Carbon fiber fixture mounting plate

Carbon fiber board has the advantages of high strength, long life, corrosion resistance, light weight and low density. The product has good heat resistance, thermal shock resistance, good flexibility, easy plasticity, less deformation, corrosion resistance and excellent radiation performance.

PLR-1818

可匹配快換盤:

手動快換OC-50B

自動快換OQC-005B OQC-011B

尺寸(mm) *Dimensions (mm)*

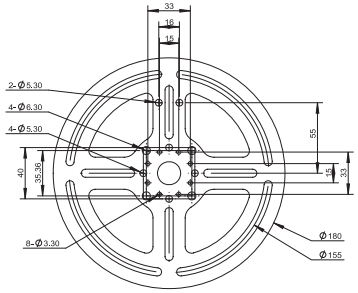

型號 Model	重量 Weight	單價(元) Price(yuan)
PLR-1818	78.3g	

運用實例 APPLICATION EXAMPLE

產品規格 PRODUCT SPECIFICATIONS

PLR

PLR-2525

- 可匹配快換盤:
  手動快換OC-90B OC-50B
  自動快換OX-XBI OX-SBDI

尺寸(mm) *Dimensions (mm)*



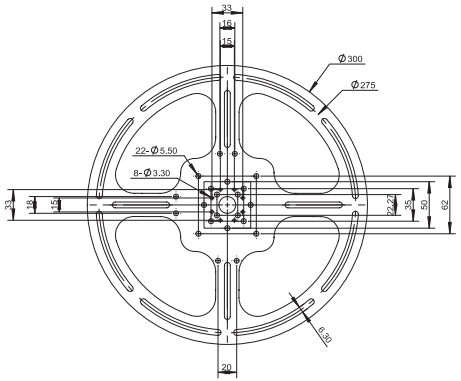

型號 Model	重量 Weight	單價(元) Price(yuan)
PLR-2525	183g	

運用實例 APPLICATION EXAMPLE

產品規格 PRODUCT SPECIFICATIONS

PLA

PLA-1212

- 可匹配快換盤:
  手動快換OC-50B
  自動快換OQC-005B OQC-011B

尺寸(mm) *Dimensions (mm)*



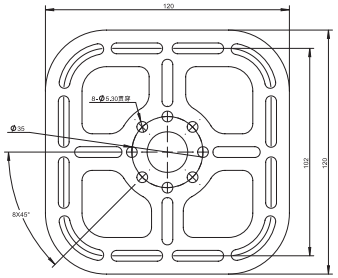

型號 Model	重量 Weight	單價(元) Price(yuan)
PLA-1212	35g	

運用實例 APPLICATION EXAMPLE



產品規格 PRODUCT SPECIFICATIONS

PLA

PLA–1818

•可匹配快換盤:
手動快換OC-50B
自動快換OQC-005B OQC-011B

尺寸(mm) *Dimensions (mm)*



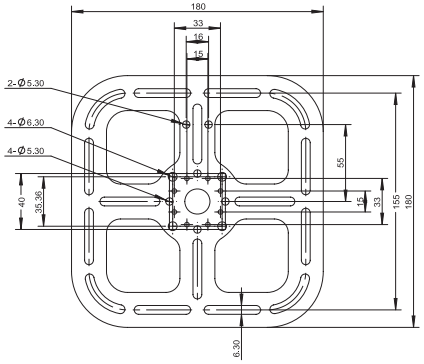

型號 Model	重量 Weight	單價(元) Price(yuan)
PLA-1818	89.3g	

運用實例 APPLICATION EXAMPLE

產品規格 PRODUCT SPECIFICATIONS

PLA

PLA–2525

•可匹配快換盤:
手動快換OC-90B OC-50B
自動快換OX-XBI OX-SBDI

尺寸(mm) *Dimensions (mm)*

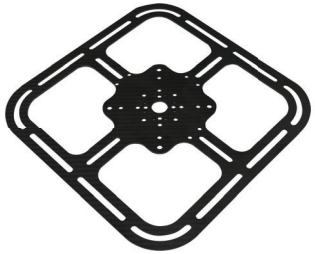

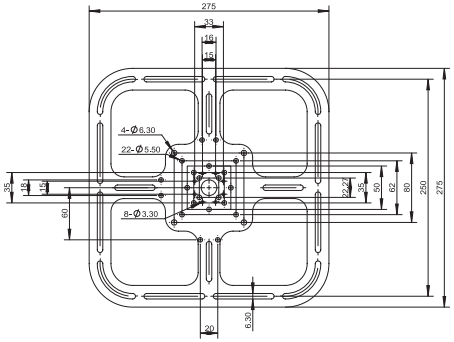

型號 Model	重量 Weight	單價(元) Price(yuan)
PLA-2525	178.6g	

運用實例 APPLICATION EXAMPLE

產品規格 PRODUCT SPECIFICATIONS

PLA

PLA–5025

• 可匹配快換盤：
自動快換OX-XBI OX-LBDI
OX-LBI OC-SBI OQC-021B

尺寸(mm) *Dimensions (mm)*

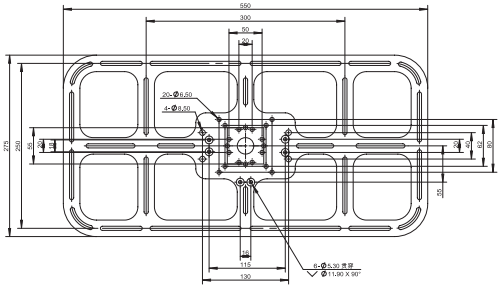

型號 Model	重量 Weight	單價(元) Price(yuan)
PLA-5025	450g	

運用實例 APPLICATION EXAMPLE

產品規格 PRODUCT SPECIFICATIONS

OFC

固定支架 Mounting bracket

尺寸(mm) *Dimensions (mm)*

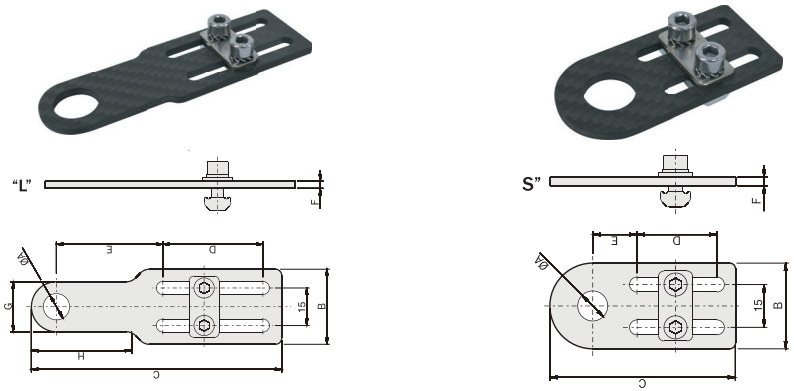

型號 Model	類型 ype	A (mm)	B (mm)	C (mm)	D (mm)	E (mm)	F (mm)	G (mm)	H (mm)	重量 Weight	單價(元) Price(yuan)
OFC-A116	L	Ø10.5	30	100	40	42.5	3	20	38	15g	
OFC-A118	L	Ø14.5	30	100	40	42.5	3	24	38	15g	
OFC-A120	L	Ø20.5	30	100	40	42.5	3	30	–	15g	
OFC-A121	S	Ø10.5	30	85	28	15.5	3	–	–	9.6g	
OFC-A123	S	Ø14.5	30	65	28	15.5	3	–	–	9.6g	
OFC-A125	S	Ø20.5	30	65	28	15.5	5	35	–	9.6g	

運用實例 APPLICATION EXAMPLE

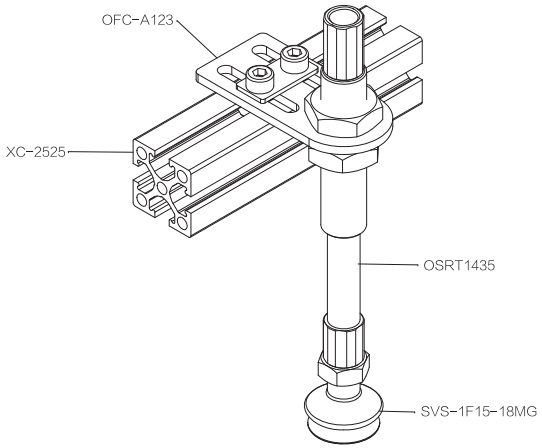

產品規格 PRODUCT SPECIFICATIONS

OFI

快速轉換模瑰接口 Interface for QC quick changer
(含螺釘套件) (kit with screws)

尺寸(mm) *Dimensions (mm)*

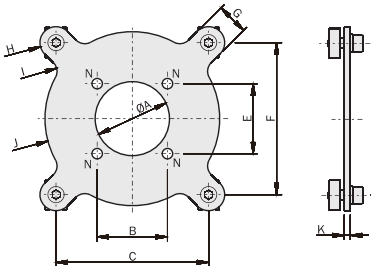

型號 Model	A (mm)	B (mm)	C (mm)	E (mm)	F (mm)	G (mm)	H (mm)	I (mm)	J (mm)	K (mm)	N (mm)	適用于 Suitable for	重量 Weight	單價(元) Price(yuan)
OFI-A102	Ø37	35	76	35	76	16	8	6	43.5	3	Ø5.2	OC90-B	190g	
OFI-A103	Ø70	74	130	52	110	24	12	15	72.5	4	Ø6.2	OC150-B	540g	

運用實例 APPLICATION EXAMPLE

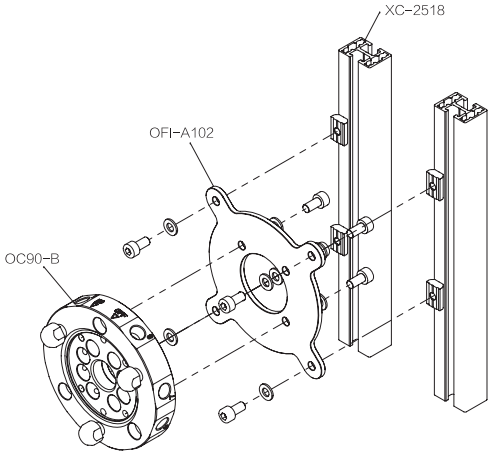

產品規格 PRODUCT SPECIFICATIONS

OFI

快速轉換模瑰接口 Interface for QC quick changer
(含螺釘套件) (kit with screws)

尺寸(mm) *Dimensions (mm)*

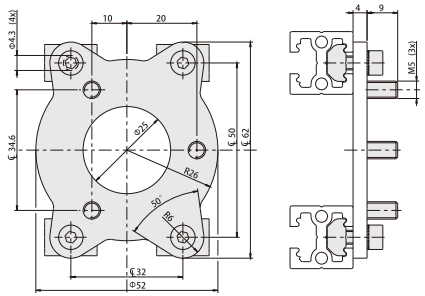

型號 Model	OC...-B	重量 Weight	單價(元) Price(yuan)
OFI-A277	OC50-B	90g	

運用實例 APPLICATION EXAMPLE

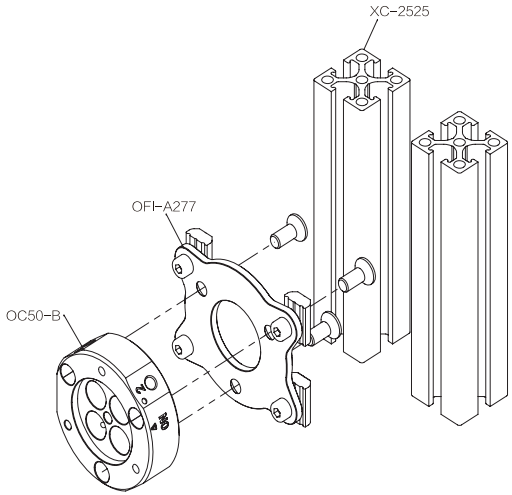

產品規格 PRODUCT SPECIFICATIONS

OFI

快速轉換模瑰接口 (含螺釘套件)　Interface for QC quick changer (kit with screws)

尺寸(mm) *Dimensions (mm)*



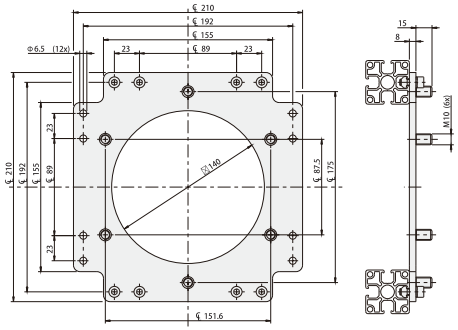

型號 Model	OC...-B	重量 Weight	單價(元) Price(yuan)
OFI-A276	OC200-B	1850g	

運用實例 APPLICATION EXAMPLE

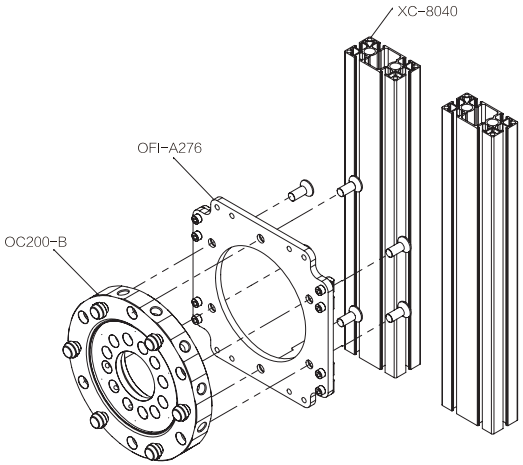

產品規格 PRODUCT SPECIFICATIONS

OFI

L型固定板 (含螺釘套件)　L-shaped fixing plate (with screw kit)

尺寸(mm) *Dimensions (mm)*

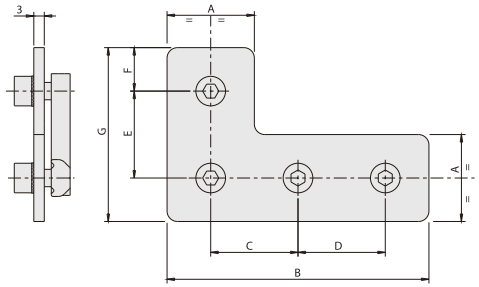

型號 Model	A (mm)	B (mm)	C (mm)	D (mm)	E (mm)	F (mm)	G (mm)	OMB XC					重量 Weight	單價(元) Price(yuan)
OFI-A232	25	50	25	-	25	12.5	50	2510	2518	2525	-	-	70g	
OFI-A233	25	75	25	25	25	12.5	50	2510	2518	2525	-	-	95g	
OFI-A234	40	120	40	40	40	20	80	-	-	-	4040	8040	200g	

運用實例 APPLICATION EXAMPLE

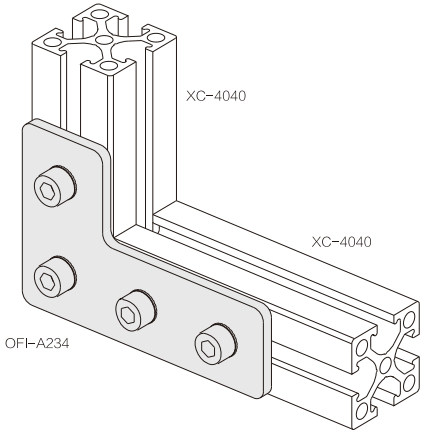

產品規格 PRODUCT SPECIFICATIONS

OFI

T型固定板 L-shaped fixing plate
(含螺釘套件) (with screw kit)



尺寸(mm) *Dimensions (mm)*

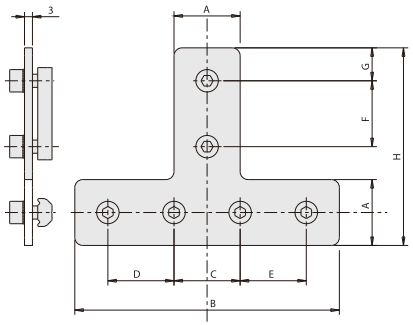

型號 Model	A (mm)	B (mm)	C (mm)	D (mm)	E (mm)	F (mm)	G (mm)	H (mm)	OMB XC					重量 Weight	單價(元) Price(yuan)
OFI-A229	25	50	25	–	–	25	12.5	75	2510	2518	2525	–	–	95g	
OFI-A230	25	100	25	25	25	25	12.5	75	2510	2518	2525	–	–	145g	
OFI-A231	40	120	90	–	–	40	15	110	–	–	–	4040	8040	250g	

運用實例 APPLICATION EXAMPLE

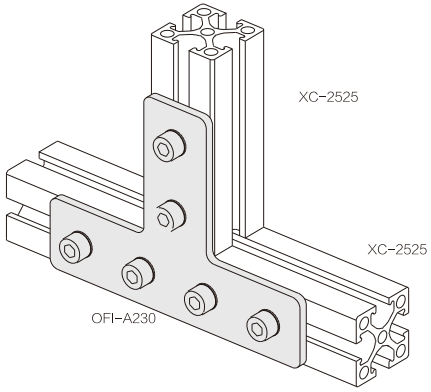

產品規格 PRODUCT SPECIFICATIONS

OFI

直固定板 Straight fixing plate
(含螺釘套件) (with screw kit)

尺寸(mm) *Dimensions (mm)*

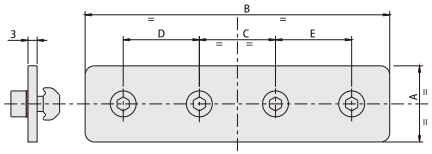

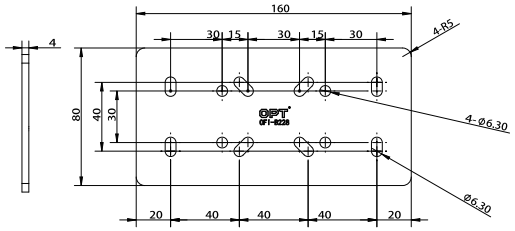

型號 Model	A (mm)	B (mm)	C (mm)	D (mm)	E (mm)	OMB XC					重量 Weight	單價(元) Price(yuan)
OFI-A226	25	50	25	–	–	2510	2518	2525	–	–	45g	
OFI-A227	25	100	25	25	25	2510	2518	2525	–	–	95g	
OFI-A228	40	160	40	40	40	–	–	–	4040	8040	195g	
OFI-B228	–	–	–	–	–	–	5025	2525	4040	8040	130g	

運用實例 APPLICATION EXAMPLE

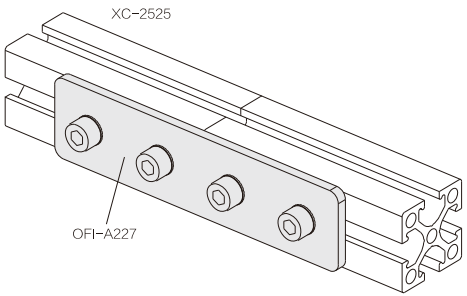

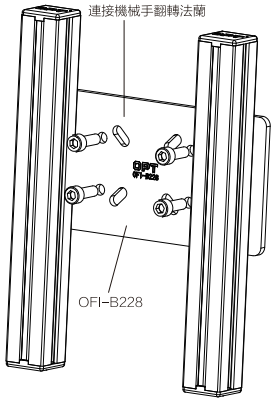

產品規格 PRODUCT SPECIFICATIONS

OFI

可調節角度的固定板
Adjustable angle fixing plate



尺寸(mm) *Dimensions (mm)*

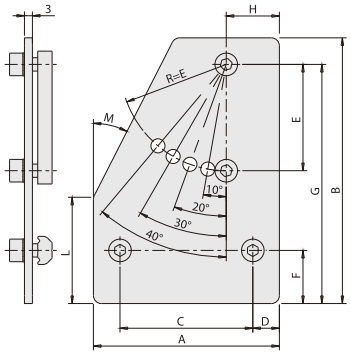

型號 Model	A (mm)	B (mm)	C (mm)	D (mm)	E (mm)	F (mm)	G (mm)	H (mm)	L (mm)	M (mm)	OMB XC						重量 Weight	單價(元) Price(yuan)
OFI-A222	60	85	40	10	40	12.5	76	12.5	25	30°	2510	2518	2525	5025	–	–	130g	
OFI-A223	90	95	60	15	50	12.5	86	12.5	25	30°	2510	2518	2525	5025	–	–	215g	
OFI-A224	70	100	50	10	40	20	90	20	40	27°	–	–	–	–	4040	8040	175g	

運用實例 APPLICATION EXAMPLE

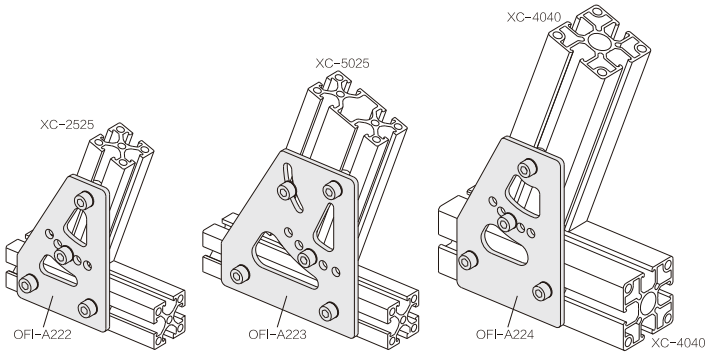

產品規格 PRODUCT SPECIFICATIONS

OFI

45° 固定板45° fixing plate
(含螺劍套件)(kit with screws)

尺寸(mm) *Dimensions (mm)*

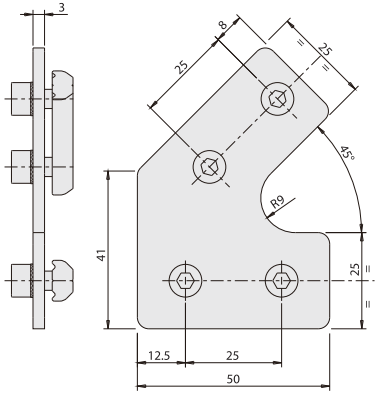

型號 Model	重量 Weight	單價(元) Price(yuan)
OFI-A221	100g	

運用實例 APPLICATION EXAMPLE

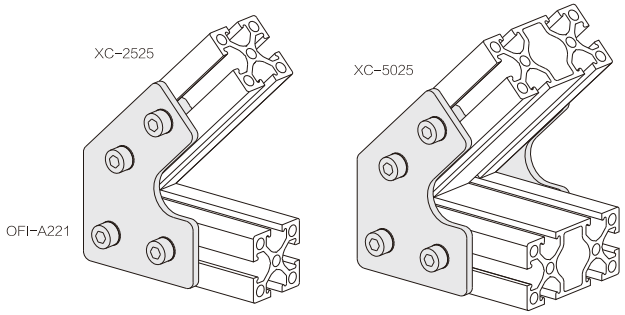

產品規格 PRODUCT SPECIFICATIONS

OFI

可調節角度的固定板
Fixing plate with adjustable angle

尺寸(mm) *Dimensions (mm)*

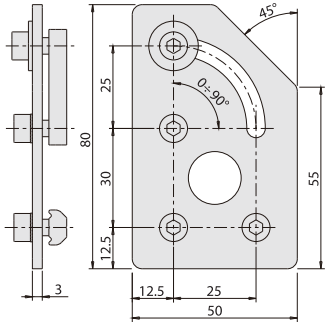

型號 Model	重量 Weight	單價(元) Price(yuan)
OFI-A225	115g	

運用實例 APPLICATION EXAMPLE

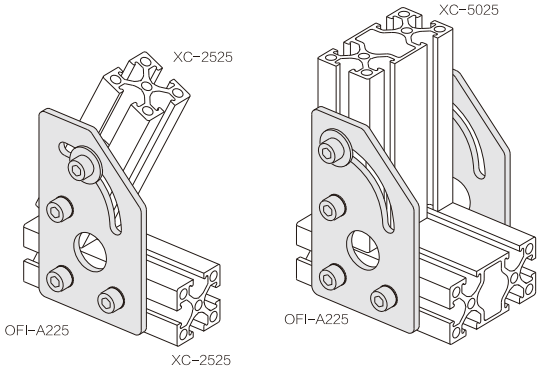

產品規格 PRODUCT SPECIFICATIONS

OFI

交叉（方型）連接器
Cross (square) connector

尺寸(mm) *Dimensions (mm)*

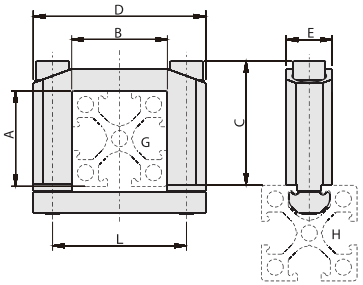

型號 Model	A (mm)	B (mm)	C (mm)	D (mm)	E (mm)	G (mm)	H (mm)										L (mm)	重量 Weight	單價(元) Price(yuan)
OFI-A244	18	18	29	38	12	XC-1818	XC-1818	XC-2518	XC-2510	XC-2518	XC-2525	XC-5025	XC-4040	XC-8040	XC-3026	XC-5045	28	41g	
OFI-A16	25	25	32	45	12	XC-2525	-	-	XC-2510	XC-2518	XC-2525	XC-5025	XC-4040	XC-8040	XC-3026	XC-5045	35	45g	
OFI-A351	40	40	46	60	12	XC-4040	-	-	-	-	-	XC-5025	XC-4040	XC-8040	-	XC-5045	50	50g	
OFI-A17	50	25	57	45	12	XC-5025	-	-	-	-	XC-2525	XC-5025	XC-4040	XC-8040	XC-3026	XC-5045	35	65g	
OFI-A18	25	50	32	70	12	XC-5050	-	-	-	-	XC-2525	XC-5025	XC-4040	XC-8040	XC-3026	XC-5045	60	50g	
OFI-A19	40	80	85.5	60	12	XC-8040					XC-2525	XC-5025	XC-4040	XC-8040	XC-3026	XC-5045	50	106g	
OFI-A20	80	40	76.5	100	12	XC-4080					XC-2525	XC-5025	XC-4040	XC-8040	XC-3026	XC-5045	90	97g	

運用實例 APPLICATION EXAMPLE

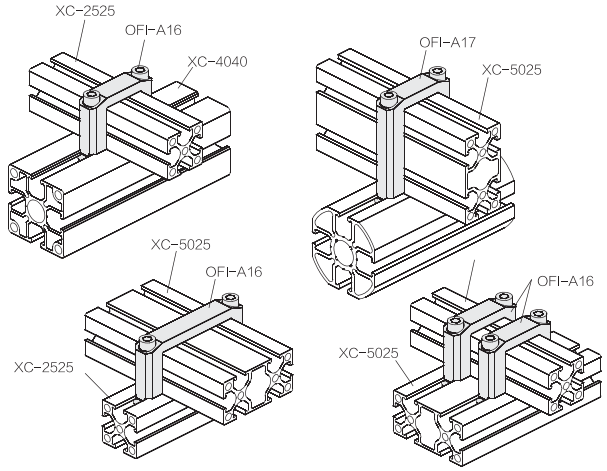

產品規格 PRODUCT SPECIFICATIONS

OFI

型材的垂直緊固
Vertical fashtening of the profiles

尺寸(mm) *Dimensions (mm)*

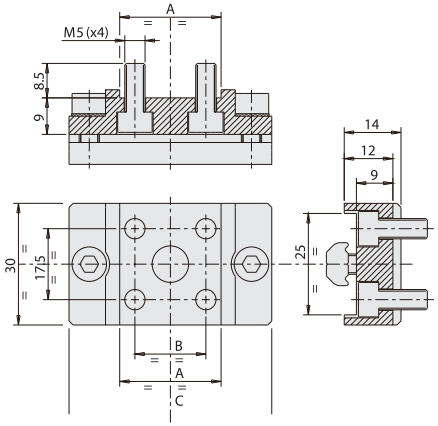

型號 Model	A (mm)	B (mm)	C (mm)	OMB XC		重量 Weight	單價(元) Price(yuan)
OFI-A217	25	17.5	50	2525	5025	65g	
OFI-A218	50	42.5	70	2525	5025	85g	

運用實例 APPLICATION EXAMPLE

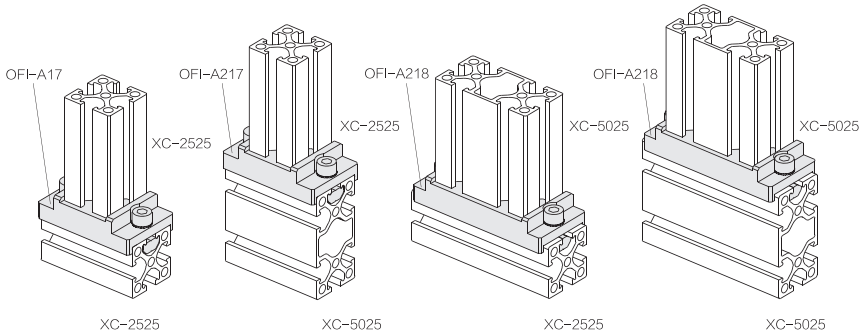

產品規格 PRODUCT SPECIFICATIONS

OFI

型材的垂直緊固
Vertical fashtening of the profiles

尺寸(mm) *Dimensions (mm)*

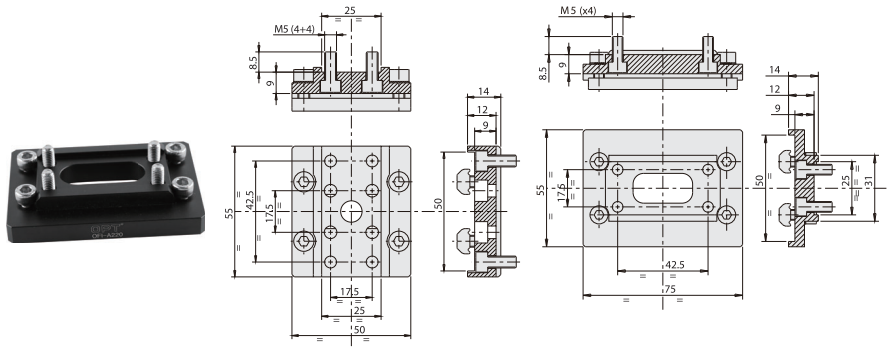

OFI-A219 OFI-A220

型號 Model	重量 Weight	單價(元) Price(yuan)
OFI-A219	110g	
OFI-A220	140g	

運用實例 APPLICATION EXAMPLE

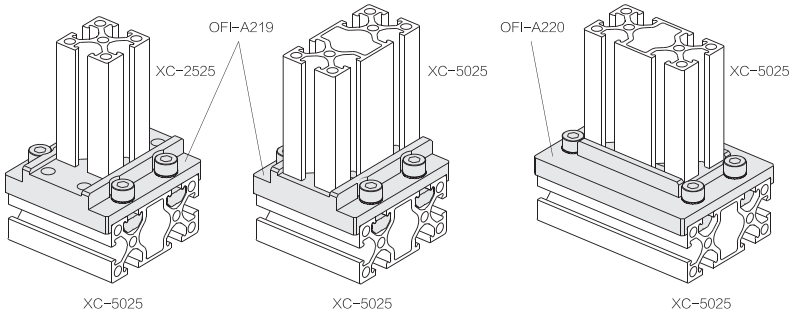

產品規格 PRODUCT SPECIFICATIONS

OFI

型材的交叉固定支架
（含螺釘套件）
Cross fixing brackets for profiles
(Including snail-cho kit)

尺寸(mm) *Dimensions (mm)*

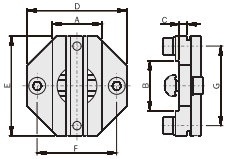

型號 Model	A (mm)	B (mm)	C (mm)	D (mm)	E (mm)	F (mm)	G (mm)	OMB/XC 1018	OMB/XC 1818	OMB/XC 2510	OMB/XC 2510	OMB/XC 2525	OMB/XC 5025	OMB/XC 4040	OMB/XC 8040	重量 Weight	單價(元) Price(yuan)
OFI-A175	18	18	2	38	38	28	28	☑	☑	□	□	□	□	□	□	51g	
OFI-A675	18	25	4	38	45	35	35	☑	☑	☑	☑	☑	☑	□	□	62g	
OFI-A11	25	25	4	45	45	35	35	□	□	☑	☑	☑	☑	□	□	69g	
OFI-A12	50	50	4	70	70	60	60	□	□	□	□	□	☑	□	□	175.1g	
OFI-A13	25	50	4	45	70	35	60	□	□	☑	☑	☑	☑	□	□	110.4g	
OFI-A14	50	40	4	70	70	60	60	□	□	□	□	□	☑	☑	☑	170g	
OFI-A29	40	40	4	60	60	50	50	□	□	□	□	□	□	☑	☑	92.3g	
OFI-A30	80	80	4	100	100	90	90	□	□	□	□	□	□	□	☑	269.1g	
OFI-A31	40	80	4	60	100	50	90	□	□	□	□	□	□	☑	☑	173.5g	
OFI-A32	25	80	4	45	100	35	35	□	□	☑	☑	☑	☑	□	☑	142g	
OFI-A33	25	40	4	45	60	35	35	□	□	☑	☑	☑	☑	□	□	83.4g	

運用實例 APPLICATION EXAMPLE

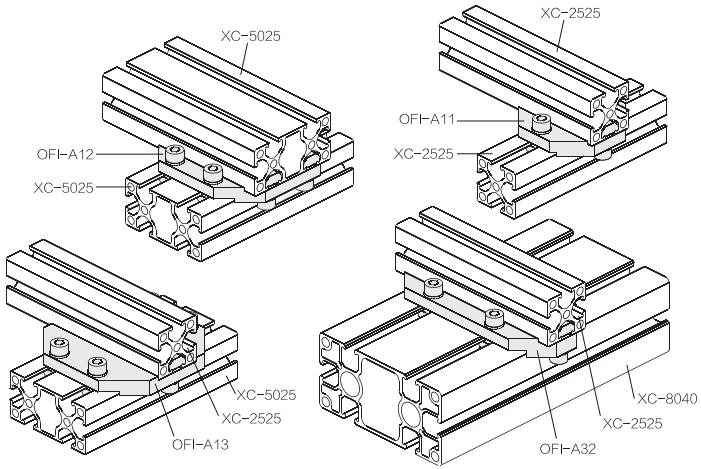

產品規格 PRODUCT SPECIFICATIONS

OFI

軟管固定支架
Hose fixing bracket

尺寸(mm) *Dimensions (mm)*

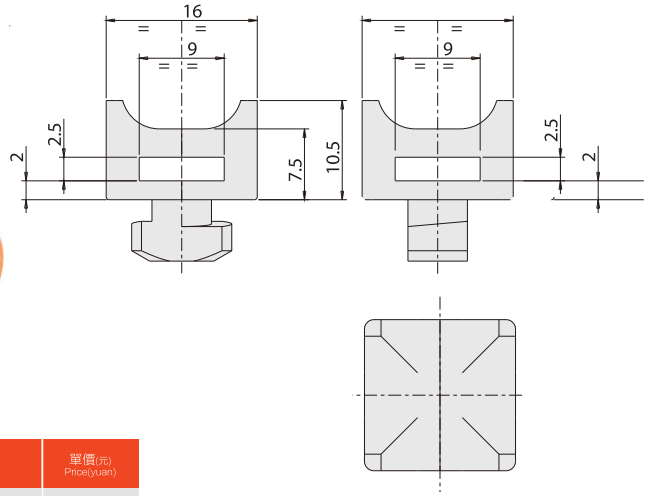

型號 Model	重量 Weight	單價(元) Price(yuan)
OFI-A239	20g	

運用實例 APPLICATION EXAMPLE

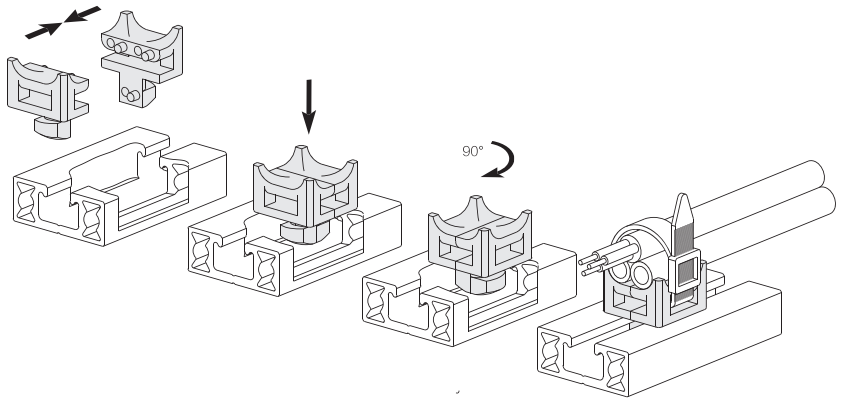

產品規格 PRODUCT SPECIFICATIONS

OFI

EOAT把手（配備緊急螺母的套件）
EOAT handle (kit with emergency nut)

尺寸(mm) *Dimensions (mm)*

OFM-A122

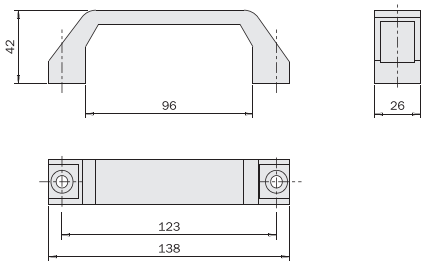

型號 Model	重量 Weight	單價(元) Price(yuan)
OFM-A122	60g	

運用實例 APPLICATION EXAMPLE



產品規格 PRODUCT SPECIFICATIONS

OFI

側邊多方位組（1個通道) Side manifold block(1 channel)

尺寸(mm) *Dimensions (mm)*

G1/8" (x9)

G1/8" (x5)

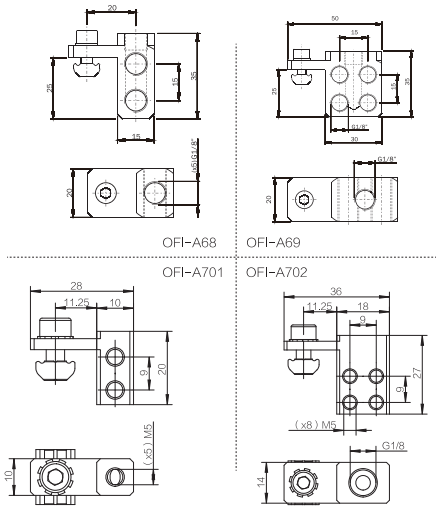

型號 Model	XC-...	重量 Weight	單價(元) Price(yuan)
OFI-A68	XC-2518 XC-2525 XC-5025	34.1g	
OFI-A69		54g	
OFI-A701		13g	
OFI-A702		25.3g	

運用實例 APPLICATION EXAMPLE

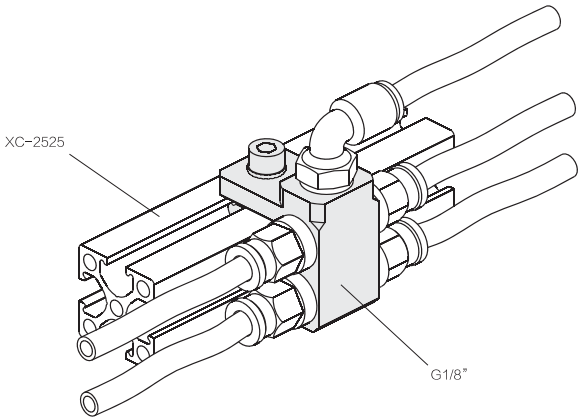

產品規格 PRODUCT SPECIFICATIONS

OFI

側邊多方位組（2個通道) Side manifold block(2 channel)

尺寸(mm) *Dimensions (mm)*

G1/8" (5+5)

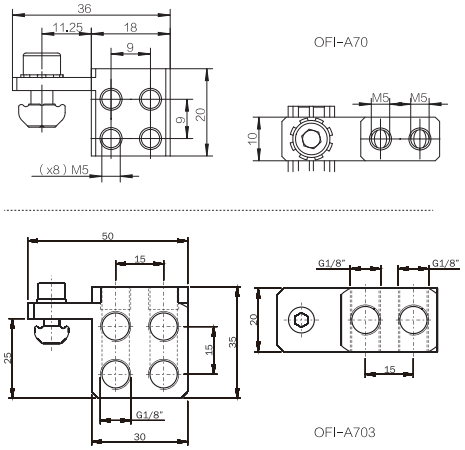

型號 Model	XC-...	重量 Weight	單價(元) Price(yuan)
OFI-A70	XC-2518、XC-2525 XC-5025	18.2g	
OFI-A703		48g	

運用實例 APPLICATION EXAMPLE

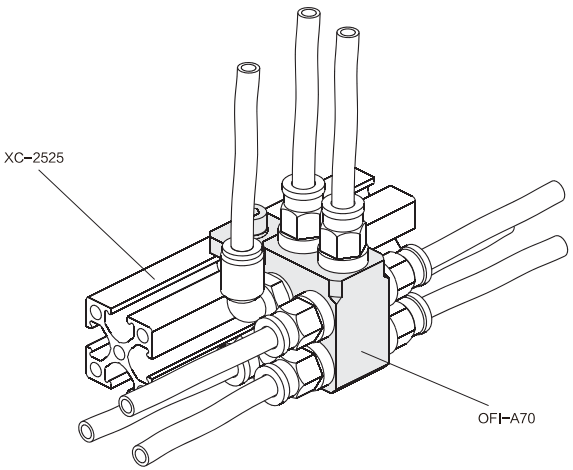

產品規格 PRODUCT SPECIFICATIONS

OFI

多方位組 Manifold block

尺寸(mm) *Dimensions (mm)*

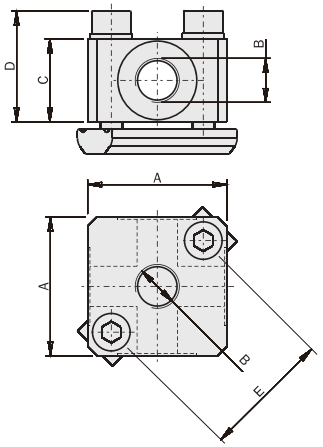

型號 Model	A (mm)	B (mm)	C (mm)	D (mm)	E (mm)	重量 Weight	單價(元) Price(yuan)
OFI-A66	30	(x5) G1/8"	18	24	28	53.6 g	
OFI-A67	40	(x5) G1/4"	20	23	35	88.3 g	
OFI-A704	25	(x5) m5	12	18	22	33 g	

運用實例 APPLICATION EXAMPLE

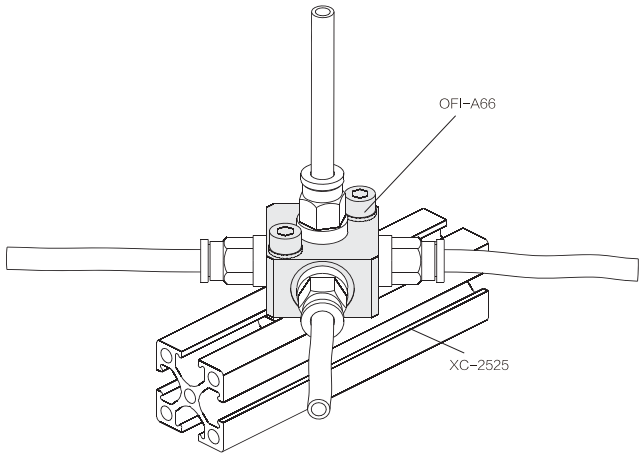

產品規格 PRODUCT SPECIFICATIONS

OFI

圓管轉換接頭 Round tube adapter

尺寸(mm) *Dimensions (mm)*

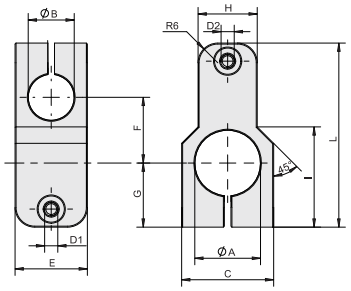

型號 Model	A (mm)	B (mm)	L (mm)	C (mm)	E (mm)	F (mm)	G (mm)	H (mm)	I (mm)	D1 (mm)	D2 (mm)	重量 Weight	單價(元) Price(yuan)
OFI-1014	Ø14	Ø10	49	22	16	18	18	18	24	M4	M4	35g	
OFI-1020	Ø20	Ø10	54	28	18	20	19.5	19.5	32	M4	M4	42.5g	
OFI-1420	Ø20	Ø14	56	28	22	20	19.5	19.5	30.5	M4	M4	49.9g	
OFI-1425	Ø25	Ø14	70	35	22	25	28.5	28.5	45	M8	M4	80.5g	
OFI-2025	Ø25	Ø20	76	35	28	28	28.5	28.5	45	M8	M4	112.3g	
OFI-2030	Ø30	Ø20	81	40	28	31.5	30	30	50	M8	M4	127.4g	
OFI-2530	Ø30	Ø25	91	40	35	32.5	30	30	46	M8	M8	168.8g	
OFI-2540	Ø40	Ø25	105	50	50	40.75	36	36	50	M8	2-M6	287.2g	
OFI-3040	Ø40	Ø30	104	50	50	30	42	42	36	2-M8	2-M6	302g	

運用實例 APPLICATION EXAMPLE

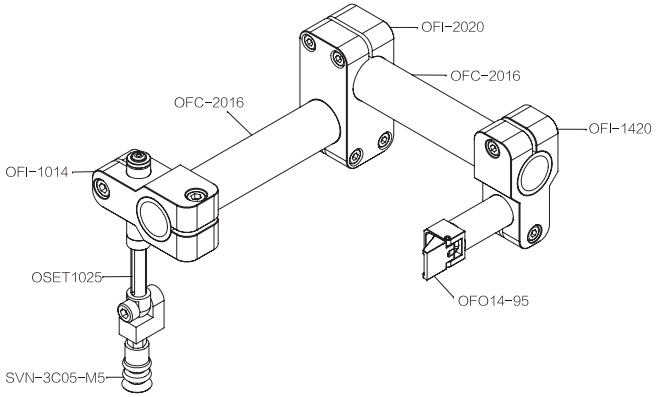

產品規格 PRODUCT SPECIFICATIONS

OFI

圓管直聯接頭 Round pipe straight joint

尺寸(mm) *Dimensions (mm)*

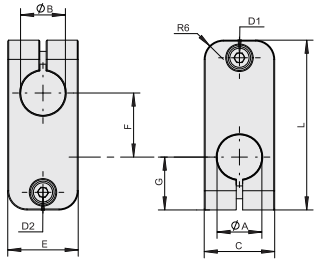

型號 Model	A (mm)	B (mm)	L (mm)	C (mm)	E (mm)	F (mm)	G (mm)	D1 (mm)	D2 (mm)	重量 Weight	單價(元) Price (yuan)
OFI-1010	Ø10	Ø10	45	18	18	16	14.5	M4	M4	30g	
OFI-1414	Ø14	Ø14	53	22	22	20	16.5	M4	M4	51.2g	
OFI-2020	Ø20	Ø20	61	28	28	22	19.5	M4	M4	86.5g	
OFI-2525	Ø25	Ø25	85	35	35	28.5	28.25	M8	M8	170g	
OFI-3030	Ø30	Ø30	95	40	40	35	30	2-M6	2-M6	224g	
OFI-4040	Ø40	Ø40	105	50	50	43	31	2-M6	2-M6	330g	

運用實例 APPLICATION EXAMPLE

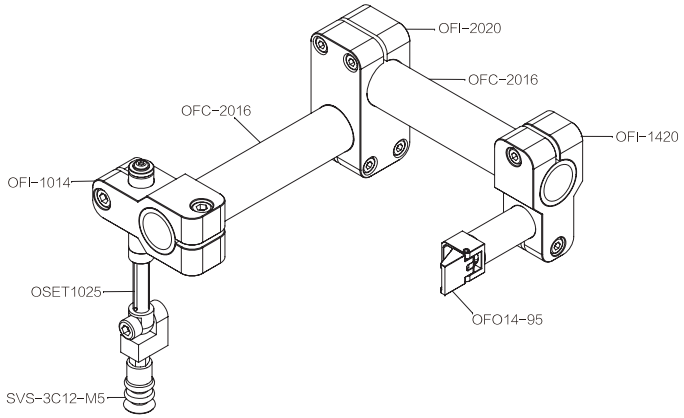

產品規格 PRODUCT SPECIFICATIONS

OFI

交叉（圓型）速接器 Cross(Round) joint connector

尺寸(mm) *Dimensions (mm)*

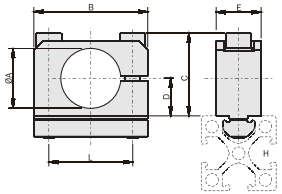

型號 Model	A (mm)	B (mm)	C (mm)	D (mm)	E (mm)	XC											L (mm)	重量 Weight	單價(元) Price（yuan）
OFI-A37	Ø14	32	23	9	12	–	–	XC-2510	XC-2518	XC-2525	XC-5025	XC-4040	XC-8040	–	XC-3026	XC-5045	22	20g	
OFI-A38	Ø20	38	28	12.5	15	–	–	–	–	XC-2525	XC-5025	XC-4040	XC-8040	–	XC-3026	XC-5045	28	45g	
OFI-A39	Ø30	50	34	17	20	–	–	–	–	XC-2525	XC-5025	XC-4040	XC-8040	–	XC-3026	XC-5045	40	80g	
OFI-A40	Ø40	60	46	23	22	–	–	–	–	XC-2525	–	–	XC-8040	–	XC-3026	XC-5045	40	120g	
OFI-A178	Ø50	70	56	28	25	–	–	–	–	XC-2525	XC-5025	XC-4040	XC-8040	–	–	–	60	140.7g	

運用實例 APPLICATION EXAMPLE

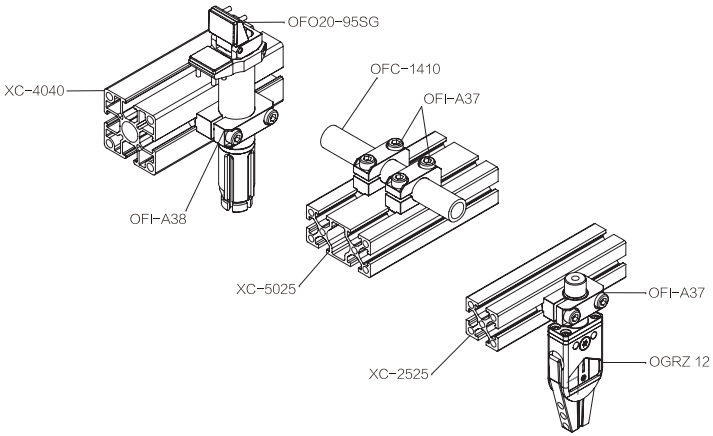

產品規格 PRODUCT SPECIFICATIONS

OFI

固定支架 Mounting bracket

尺寸(mm) *Dimensions (mm)*

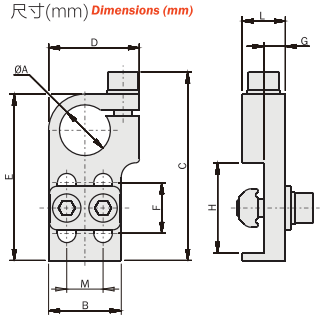

型號 Model	A (mm)	B (mm)	C (mm)	D (mm)	E (mm)	F (mm)	G (mm)	H (mm)	L (mm)	M (mm)	XC-...				重量 Weight	單價(元) Price（yuan）
OFI-A01	Ø10	16	43	20	38	10	4.5	18	8	8	–	XC-1018	XC-1818	–	22g	
OFI-A270	Ø10	16	49	20	44	14	4.5	25	8	8	XC-2510	XC-2518	XC-2525	XC-5025	22.2g	
OFI-A02	Ø14	20	52.1	25	46	14	6	25	12	10	XC-2510	XC-2518	XC-2525	XC-5025	35g	
OFI-A204	Ø20	25	57.1	30	51.5	14	6.2	25	12	15	XC-2510	XC-2518	XC-2525	XC-5025	45g	
OFI-A03	Ø20	25	74.1	30	68	22	6	40	12	15	–	XC-4040	XC-8040	–	47.9g	

運用實例 APPLICATION EXAMPLE

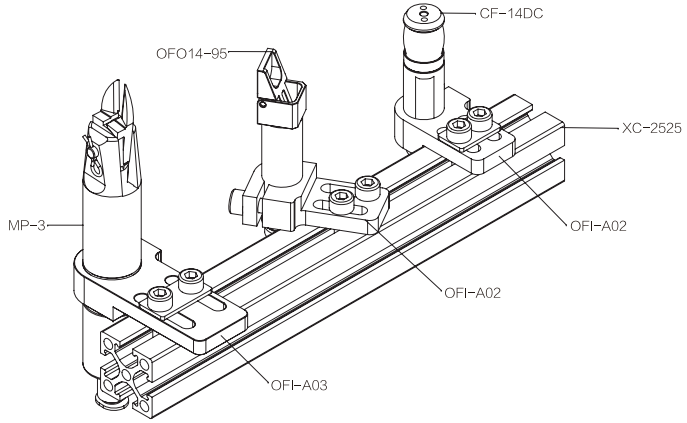

產品規格 PRODUCT SPECIFICATIONS

OFI

固定支架 Mounting bracket

尺寸(mm) *Dimensions (mm)*

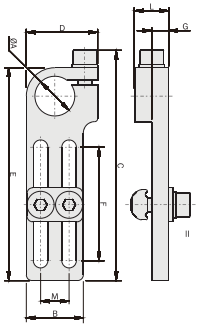

型號 Model	A (mm)	B (mm)	C (mm)	D (mm)	E (mm)	F (mm)	G (mm)	L (mm)	M (mm)	XC											重量 Weight	單價(元) Price (yuan)
OFI-A04	Ø10	16	75	20	70	40	4.5	8	8	XC-1018	XC-1818	XC-2510	XC-2518	XC-2525	XC-5025	XC-4040	XC-8040	XC-2017	XC-3026	XC-5045	25.4g	
OFI-A05	Ø14	20	81.1	25	75	40	6	12	10	XC-1018	XC-1818	XC-2510	XC-2518	XC-2525	XC-5025	XC-4040	XC-8040	XC-2017	XC-3026	XC-5045	40.9g	
OFI-A06	Ø14	20	91.1	25	85	50	6	12	10	XC-1018	XC-1818	XC-2510	XC-2518	XC-2525	XC-5025	XC-4040	XC-8040	XC-2017	XC-3026	XC-5045	42.2g	
OFI-A07	Ø20	25	111.1	30	105	60	6	12	15	–	–	XC-2510	XC-2518	XC-2525	XC-5025	XC-4040	XC-8040	–	XC-3026	XC-5045	60g	
OFI-A08	Ø30	35	121.1	40	115	60	8	12	22	–	–	XC-2510	XC-2518	XC-2525	XC-5025	XC-4040	XC-8040	–	XC-3026	XC-5045	82.8g	

運用實例 APPLICATION EXAMPLE

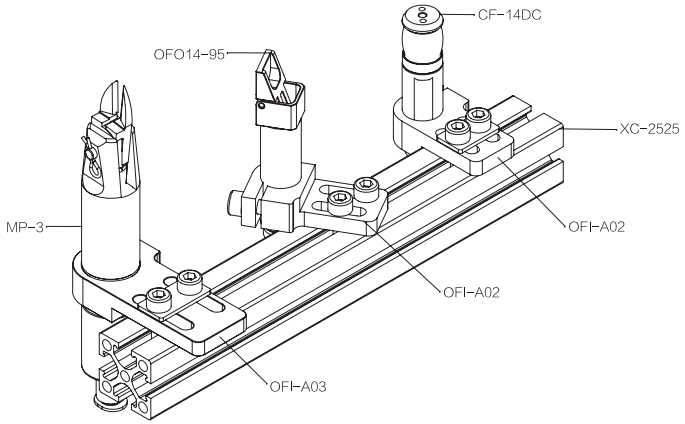

產品規格 PRODUCT SPECIFICATIONS

OFI

重型固定支架 Heavy duty mounting bracket

尺寸(mm) *Dimensions (mm)*

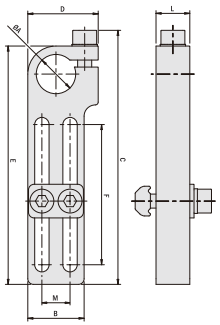

型號 Model	A (mm)	B (mm)	C (mm)	D (mm)	E (mm)	F (mm)	L (mm)	M (mm)	重量 Weight	單價(元) Price (yuan)
OFI-A207	Ø10	16	75	20	70	40	8.3	8	30g	
OFI-A209	Ø14	20	90.6	25	85	50	12	10	55.1g	
OFI-A205	Ø20	25	110.6	30	105	60	15	15	96.1g	
OFI-A206	Ø30	35	122.2	42	115	60	20	22	181.3g	

運用實例 APPLICATION EXAMPLE

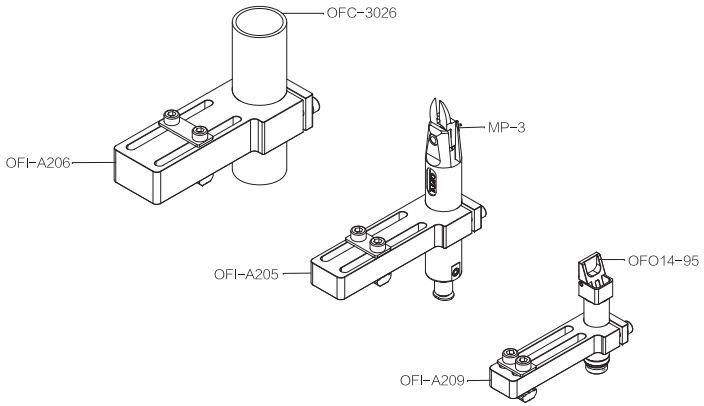

產品規格 PRODUCT SPECIFICATIONS

OFI

帶有球關節的重型安裝支架 Heavy-duty mounting bracket with ball joint

尺寸(mm) *Dimensions (mm)*

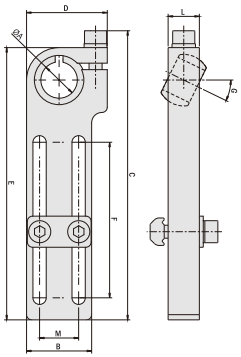

型號 Model	A (mm)	B (mm)	C (mm)	D (mm)	E (mm)	F (mm)	L (mm)	M (mm)	重量 Weight	單價(元) Price(yuan)
OFI-A348	10	20	89.5	25	85	50	0-26°	10	54.5g	
OFI-A349	14	25	111.5	31	105	60	0-26°	15	86.6g	
OFI-A350	20	35	121.8	42	115	60	0-26°	22	150.4g	

運用實例 APPLICATION EXAMPLE

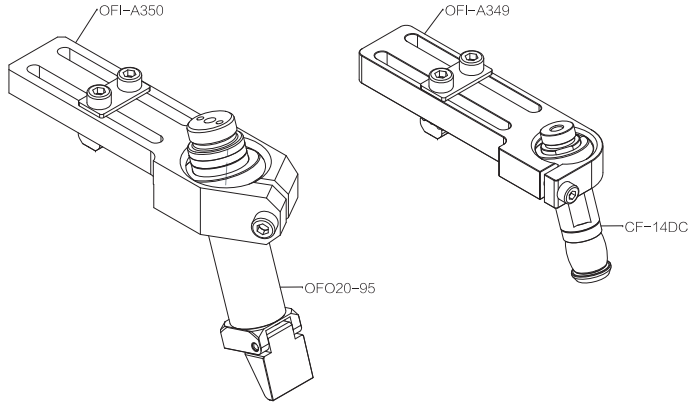

產品規格 PRODUCT SPECIFICATIONS

OFI

開槽角支架 Slotted angular bracket

尺寸(mm) *Dimensions (mm)*

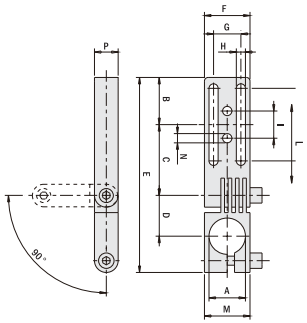

型號 Model	A (mm)	B (mm)	C (mm)	D (mm)	E (mm)	F (mm)	G (mm)	H (mm)	I (mm)	L (mm)	M (mm)	N (mm)	P (mm)	重量 Weight	單價(元) Price(yuan)
OFI-A250	Ø10	15	23	14	64.5	16	8	4.1	-	20	16	-	9	31g	
OFI-A251	Ø14	21	31	17.5	85.5	25	15	5.1	15	30	20	Ø5.1	11	71.4g	
OFI-A252	Ø20	26	39	22.5	107.5	25	15	5.1	15	40	25	Ø5.1	13	80.3g	
OFI-A253	Ø30	32	49	29	136.5	36	22	5.1	22	50	36	Ø5.1	16	187.7g	

運用實例 APPLICATION EXAMPLE

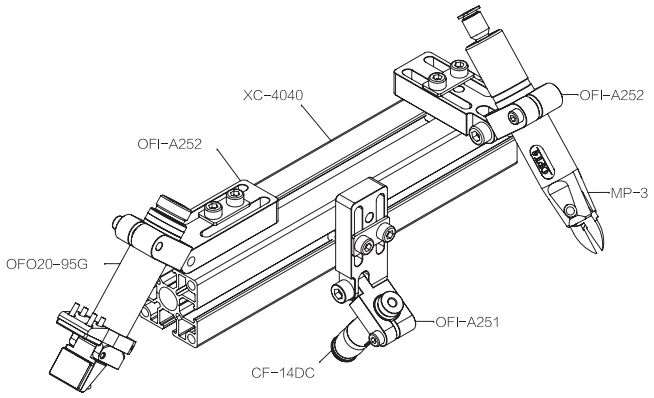

產品規格 PRODUCT SPECIFICATIONS

OFI

固定支架 Mounting bracket

尺寸(mm) *Dimensions (mm)*

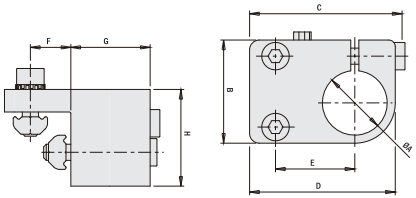

型號 Model	A (mm)	B (mm)	C (mm)	D (mm)	E (mm)	F (mm)	G (mm)	H (mm)	XC-...		重量 Weight	單價(元) Price(yuan)
OFI-A09	Ø14	25	42.6	40	22	12.5	19.5	25	XC-2525	XC-5025	48.5g	
OFI-A10	Ø20	32	47.6	45	24.5	12.5	24.5	30	XC-2525	XC-5025	64.7g	
OFI-A36	Ø20	35	54.1	54.5	33	20	26.5	35	XC-4040	XC-8040	91.1g	
OFI-A34	Ø30	40	53.1	55	29.5	12.5	34.5	30	XC-2525	XC-5025	84.1g	
OFI-A35	Ø30	45	64.1	65.5	39	20	37.5	40	XC-4040	XC-8040	1138g	

運用實例 APPLICATION EXAMPLE

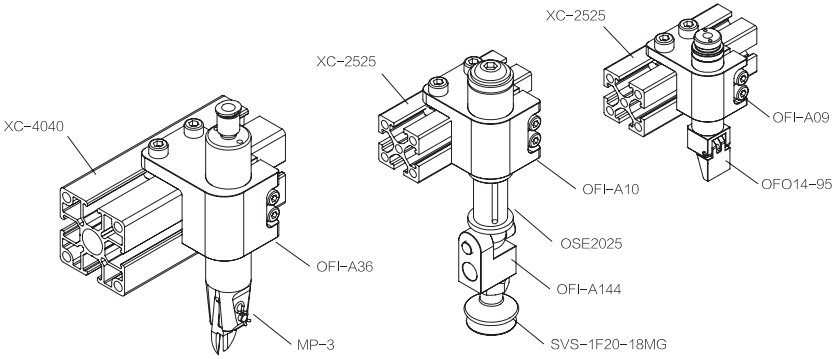

產品規格 PRODUCT SPECIFICATIONS

OFI

固定支架 Mounting bracket

尺寸(mm) *Dimensions (mm)*

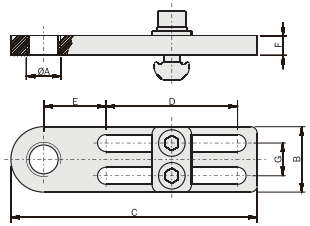

型號 Model	A (mm)	B (mm)	C (mm)	D (mm)	E (mm)	F (mm)	G (mm)	重量 Weight	單價(元) Price(yuan)
OFI-A104	G1/8"	20	75	40	19	6	10	25g	
OFI-A105	G1/8"	25	105	60	26.5	6	15	42g	
OFI-A106	M10X1	20	75	40	19	6	10	30g	
OFI-A107	M10x1	25	105	60	26.5	6	15	40g	
OFI-A266	Ø12	20	750	40	19	6	10	31.4g	
OFI-A267	Ø12	25	105	60	26.5	6	15	49g	
OFI-A108	M14x1	20	75	40	19	6	10	20g	
OFI-A109	M14x1	25	105	60	26.5	6	15	40g	
OFI-A210	M14x1.5	25	75	40	19	6	10	20g	
OFI-A211	M14x1.5	25	105	60	26.5	6	15	40g	
OFI-A110	M16x1	20	75	40	19	6	10	20g	
OFI-A111	M16x1	25	105	60	26.5	6	15	40g	
OFI-A112	M20x1.5	25	75	40	19	6	15	30g	
OFI-A113	M20x1.5	25	105	60	26.5	6	15	35g	
OFI-A268	M20x1.5	30	85	40	19	6	15	52g	
OFI-A269	M20x1.5	30	115	60	26.5	6	15	67g	
OFI-A114	–	20	75	40	19	6	10	25g	
OFI-A115	–	25	105	60	26.5	6	15	40g	

運用實例 APPLICATION EXAMPLE

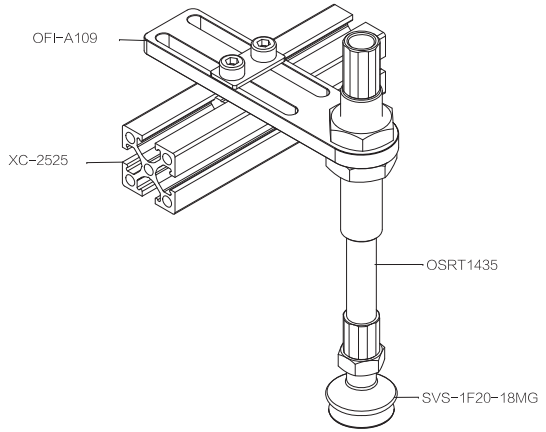

產品規格 PRODUCT SPECIFICATIONS

OFI

固定支架 Mounting bracket

尺寸(mm) *Dimensions (mm)*

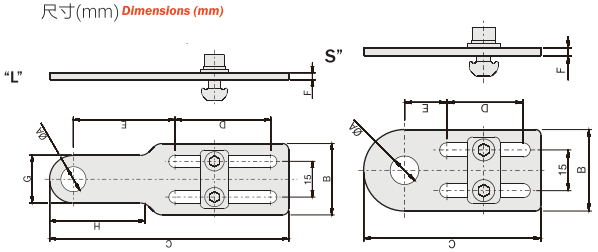

型號 Model	類型 Type	A (mm)	B (mm)	C (mm)	D (mm)	E (mm)	F (mm)	G (mm)	H (mm)	重量 Weight	單價(元) Price(yuan)
OFI-A116	L	Ø10.5	30	100	40	42.5	3	20	38	60g	
OFI-A117	L	Ø12.5	30	100	40	42.5	3	20	38	60g	
OFI-A118	L	Ø14.5	30	100	40	42.5	3	24	38	65.9g	
OFI-A119	L	Ø16.5	30	100	40	42.5	3	30	–	65g	
OFI-A120	L	Ø20.5	30	100	40	42.5	3	30	–	68.1g	
OFI-A181	L	Ø22.5	30	100	40	42.5	5	35	26	105g	
OFI-A182	L	Ø25.5	30	100	40	42.5	5	35	26	100g	
OFI-A121	S	Ø10.5	30	65	28	15.5	3	–	–	45g	
OFI-A122	S	Ø12.5	30	65	28	15.5	3	–	–	45g	
OFI-A123	S	Ø14.5	30	65	28	15.5	3	–	–	45g	
OFI-A124	S	Ø16.5	30	65	28	15.5	3	–	–	45g	
OFI-A125	S	Ø20.5	30	65	28	15.5	3	–	–	46.1g	
OFI-A183	S	Ø22.5	30	70	28	17	5	35	26	75g	
OFI-A184	S	Ø25.5	30	70	28	17	5	35	26	70g	

運用實例 APPLICATION EXAMPLE

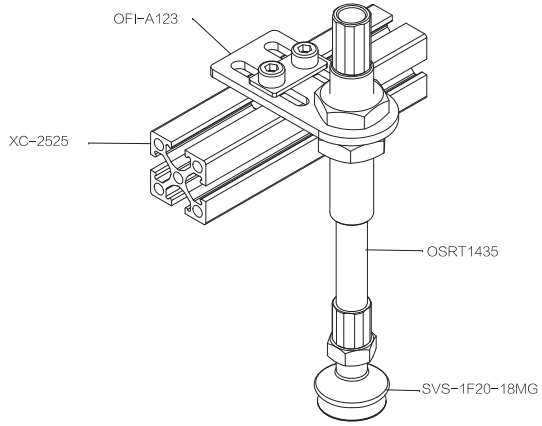

產品規格 PRODUCT SPECIFICATIONS

OFI

夾腿 Clamp leg

尺寸(mm) *Dimensions (mm)*

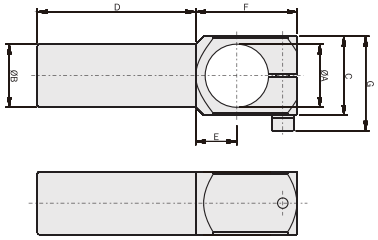

型號 Model	A (mm)	B (mm)	C (mm)	D (mm)	E (mm)	F (mm)	G (mm)	重量 Weight	單價(元) Price(yuan)
OFI-A158A	Ø10	Ø10	14	30	7	19	19	12.2g	
OFI-A158B	Ø10	Ø10	14	60	7	19	19	13.9g	
OFI-A158C	Ø10	Ø10	14	90	7	19	19	20g	
OFI-A157A	Ø14	Ø14	18	40	10	26	24	20g	
OFI-A157B	Ø14	Ø14	18	60	10	26	24	26.3g	
OFI-A157C	Ø14	Ø14	18	80	10	26	24	37.9g	
OFI-A157D	Ø14	Ø14	18	120	10	26	24	66.3g	
OFI-A94A	Ø20	Ø20	25	50	13	32	32	55.1g	
OFI-A94B	Ø20	Ø20	25	75	13	32	32	65.2g	
OFI-A94C	Ø20	Ø20	25	100	13	32	32	77.3g	
OFI-A94D	Ø20	Ø20	25	150	13	32	32	102.2g	
OFI-A164	Ø30	Ø30	40	80	19	44	46	170g	
OFI-A165	Ø30	Ø30	40	140	19	44	46	230g	
OFI-A166	Ø30	Ø30	40	200	19	44	46	300g	

運用實例 APPLICATION EXAMPLE

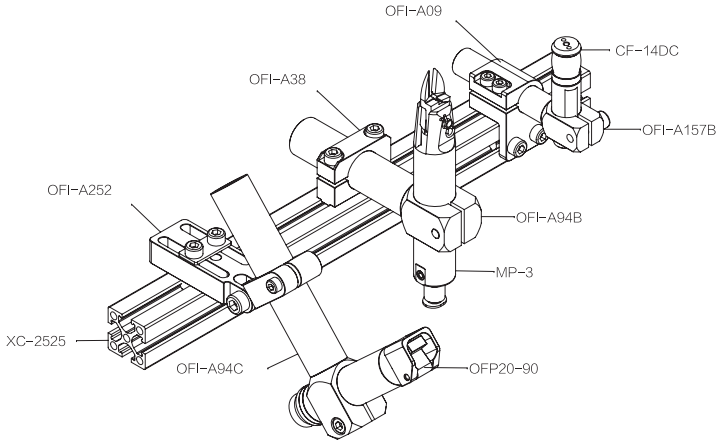

產品規格 PRODUCT SPECIFICATIONS

OFI

夾腿 Clamp leg

尺寸(mm) *Dimensions (mm)*

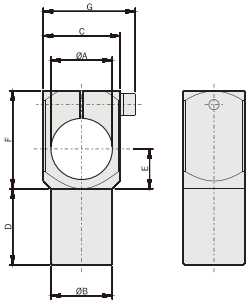

型號 Model	A (mm)	B (mm)	C (mm)	D (mm)	E (mm)	F (mm)	G (mm)	重量 Weight	單價(元) Price(yuan)
OFI-A93	Ø10	Ø10	14x10	15	7	19	19	8g	
OFI-A157	Ø14	Ø14	18x14	20	10	26	24	15g	
OFI-A94	Ø20	Ø20	25x20	25	13	32	30	35g	
OFI-A95	Ø30	Ø20	40x20	25	19	44	45	60g	
OFI-A203	Ø30	Ø30	40x30	40	19	44	47	130g	

運用實例 APPLICATION EXAMPLE

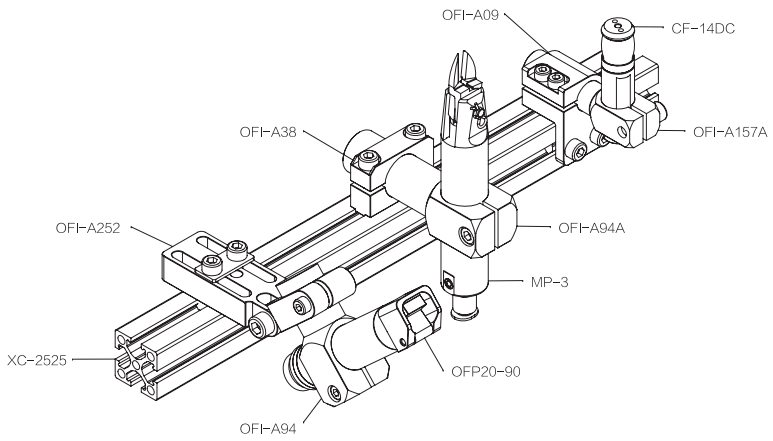

產品規格 PRODUCT SPECIFICATIONS

OFI

重型應用夾腿 Heavy duty clamp leg

尺寸(mm) *Dimensions (mm)*

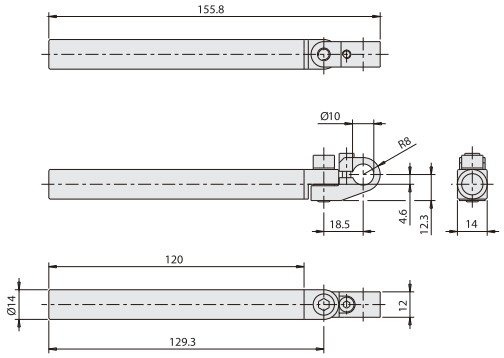

型號 Model	重量 Weight	單價(元) Price(yuan)
OFI-A332	50g	

運用實例 APPLICATION EXAMPLE

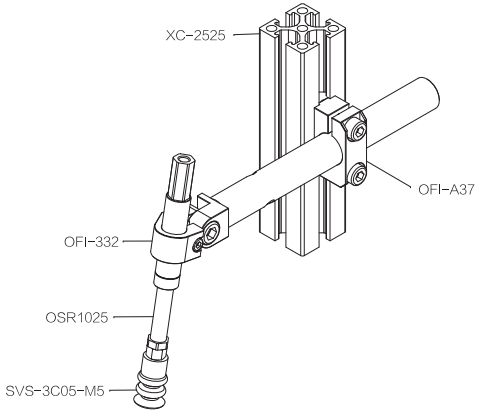

產品規格 PRODUCT SPECIFICATIONS

OFI

重型彎臂 Heavy duty elbow arm

尺寸(mm) *Dimensions (mm)*

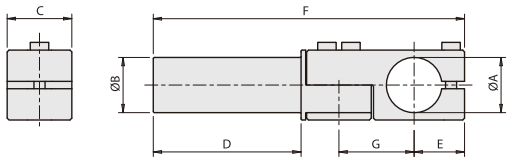

型號 Model	A (mm)	B (mm)	C (mm)	D (mm)	E (mm)	F (mm)	G (mm)	重量 Weight	單價(元) Price(yuan)
OFI-A195A	Ø20	Ø20	25	50	19.5	113.5	28.7	112.1g	
OFI-A195B	Ø20	Ø20	25	75	19.5	138.5	28.7	121.8g	
OFI-A195C	Ø20	Ø20	25	100	19.5	163.5	28.7	136.7g	
OFI-A195D	Ø20	Ø20	25	150	19.5	213.5	28.7	155g	
OFI-A196A	Ø30	Ø30	35	80	27.3	168.5	40.7	330g	
OFI-A196B	Ø30	Ø30	35	140	27.3	228.5	40.7	380g	
OFI-A196C	Ø30	Ø30	35	200	27.3	288.5	40.7	435g	

運用實例 APPLICATION EXAMPLE

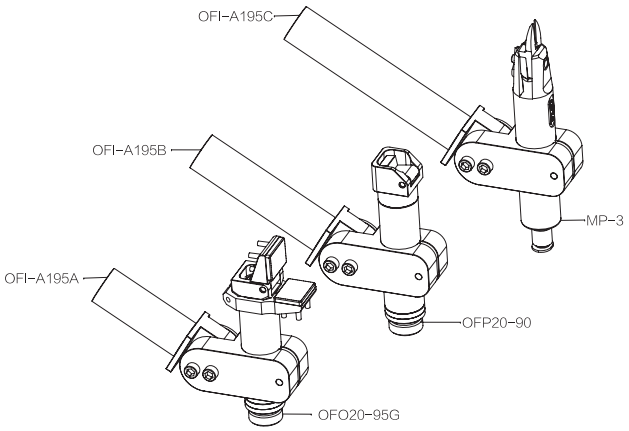

產品規格 PRODUCT SPECIFICATIONS

OFI

旋轉支撐 Swivelling support

尺寸(mm) *Dimensions (mm)*

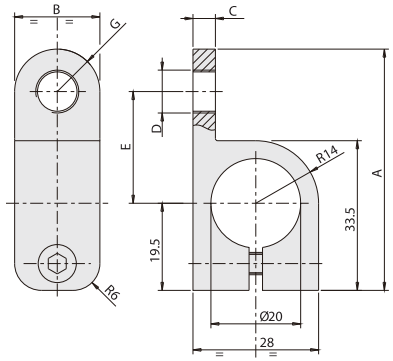

型號 Model	A (mm)	B (mm)	C (mm)	D (mm)	E (mm)	G (mm)	重量 Weight	單價(元) Price(yuan)
OFI-A212	53.5	19	5	G1/8"	25	R9.5	34.2g	
OFI-A213	60.5	24	6	M16x1	29	R12	44.7g	

運用實例 APPLICATION EXAMPLE

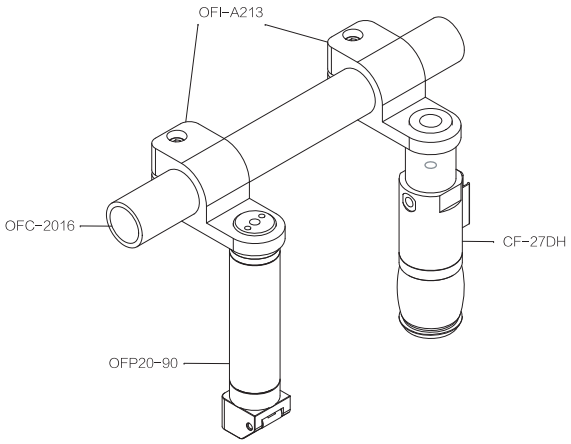

產品規格 PRODUCT SPECIFICATIONS

OFI

彎臂 Elbow arm

尺寸(mm) *Dimensions (mm)*

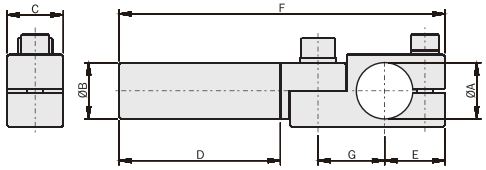

型號 Model	A (mm)	B (mm)	C (mm)	D (mm)	E (mm)	F (mm)	G (mm)	重量 Weight	單價(元) Price(yuan)
OFI-A59A	Ø10	Ø10	10	60	13	93	12.5	24g	
OFI-A60A	Ø14	Ø14	14	40	16	82	16.5	36.1g	
OFI-A60B	Ø14	Ø14	14	60	16	103	16.5	41.8g	
OFI-A60C	Ø14	Ø14	14	80	16	122	16.5	49.7g	
OFI-A60D	Ø14	Ø14	14	120	16	162	16.5	62.1g	
OFI-A63A	Ø20	Ø20	20	50	19	104	22.5	83g	
OFI-A63B	Ø20	Ø20	20	75	19	131	22.5	96.1g	
OFI-A63C	Ø20	Ø20	20	100	19	154	22.5	134g	
OFI-A63D	Ø20	Ø20	20	150	19	204	22.5	131.8g	
OFI-A167A	Ø30	Ø30	30	80	27	160	34.8	231.2g	
OFI-A167B	Ø30	Ø30	30	140	27	220	34.8	275.4g	
OFI-A167C	Ø30	Ø30	30	200	27	280	34.8	317.2g	

運用實例 APPLICATION EXAMPLE

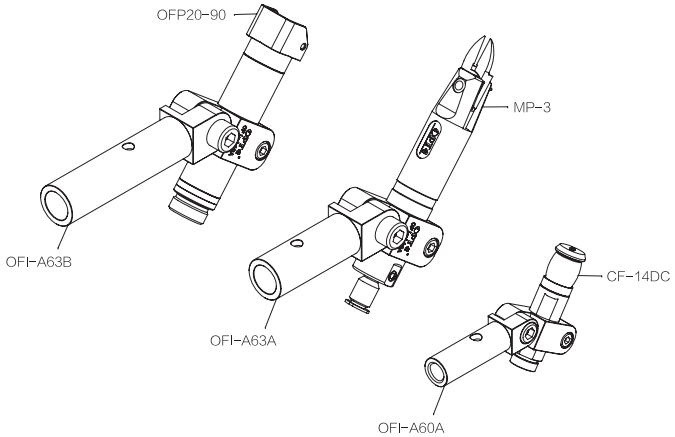

產品規格 PRODUCT SPECIFICATIONS

OMK

通用懸件 Universal suspensions

非可旋轉的通用懸件

- 所有促動器和支架都需配備14mm, 20mm 和 30mm
- 穿過空氣輸送孔 。
- 安裝夾具
- 可選的磁性傳感器。
- 可選的感應傳感器(OMK14不適用)。
- 食物級潤滑油FDA-H1.

Non-rotative universal suspensions

- For all actuators and brackets with 14mm, 20mm and 30mm tang.
- With through hole for air hoses
- Clamp mounting
- Optional magnetic sensor.
- Optional inductive sensor (not for OMK14).
- FDA-H1 food-grade grease.

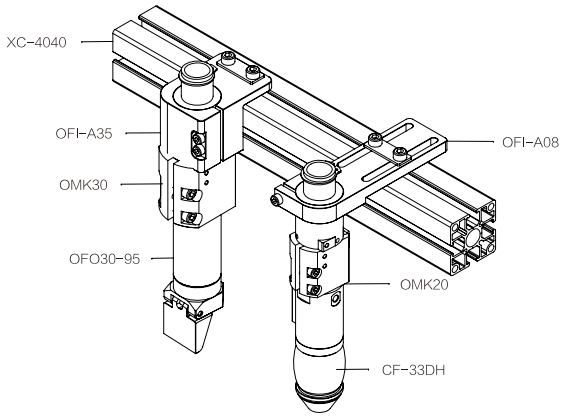

型號 Model	彈簧的反作用力 Spring reaction force	懸件行程(s) Suspension stroke	重量 (Weight)	單價(元) Price(yuan)
OMK14	5 ÷ 6 N	10 mm	55g	
OMK20	7 ÷ 10 N	13 mm	160g	
OMK30	7 ÷ 10 N	16 mm	250g	

產品規格 PRODUCT SPECIFICATIONS

通用懸件 Universal suspensions

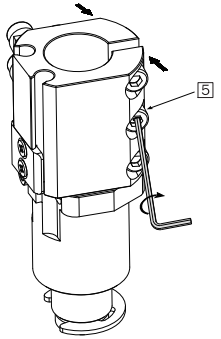

尺寸(mm) ***Dimensions (mm)***

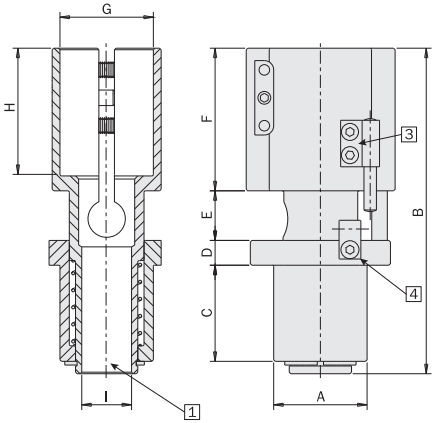

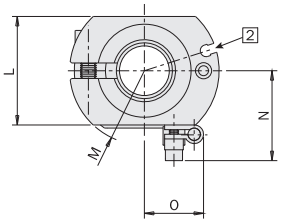

- **E** 懸件行程 Suspension stroke
- **1** 過孔 Through hole for hoses
- **2** 磁性傳感器槽 Slot for magnetic sensor
- **3** 感應傳感器固定支架 (OMK14不適用) Inductive sensor fastening bracket (not for OMK14)
- **4** 金屬銷的支架 (OMK14不適用) Bracket for metal pin (not for OMK14)
- **5** 打開鉗夾的平頭螺絲 Grub screw for clamp opening

型號 Model	A (mm)	B (mm)	C (mm)	D (mm)	E (mm)	F (mm)	G (mm)	H (mm)	I (mm)	L (mm)	M (mm)	N (mm)	O (mm)
OMK14	Ø20	67	21	5	10	28	Ø14	14	Ø6	22	Ø27	22	16
OMK20	Ø30	86	27	7	13	35	Ø20	31.5	Ø16	30	Ø37	26.5	16.5
OMK30	Ø30	105	31	8	16	46	Ø30	41.2	Ø16	35	Ø48	29	19

產品規格 PRODUCT SPECIFICATIONS

OAC

彎臂 Elbow arms

- 不適應壓縮空氣（僅真空可用）。
- 安裝在真空吸盤及兩個凹形螺栓之間。
- 預先設定好角度後可支持真空吸盤傾斜。
- 可設定連續的角度從0° 到 +/−90° 。
- 通過擰螺絲來固定角度。
- 集成真空通道。

- Not for compressed air (only vacuum).
- They are mounted between the vacuum cup and its support by two female threads.
- They are used to tilt the vacuum cup with respect to the support under a predefined angle.
- It is possible to set continuously the angle from 0° to +/−90° .
- By tightening one screw the angle is fixed.
- Integrated vacuum channel.

尺寸 (mm) / ***Dimensions (mm)***

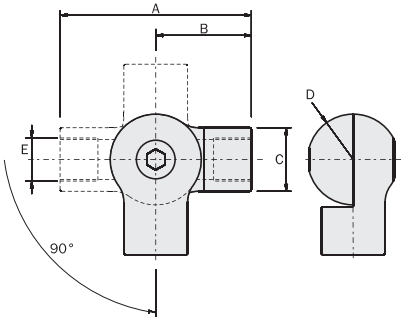

型號 Model	F	G	重量 Weight	單價(元) Price(yuan)
OAC05F05F	M5	M5	10g	
OAC18F18F	G1/8"	G1/8"	15g	
OAC14F14F	G1/4"	G1/4"	40g	

型號 Model	A	B	C	D	E
OAC05F05F	33	16.5	Ø10	R8	M5
OAC18F18F	42	21	Ø14	R10	G1/8"
OAC14F14F	56	28	Ø20	R14	G1/4"

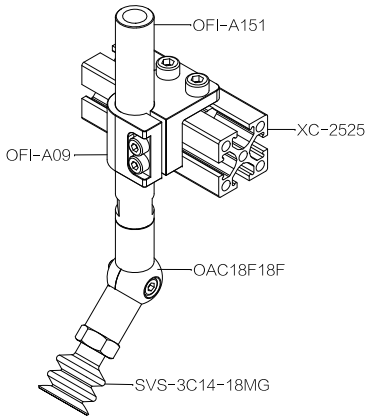



四、夾具組件 *Fixture Component*

▶ 選型規則 SELECTION RULES

備註：所有水口夾產品采用航空鋁件制作，均已陽極處理，如有質量問題本公司承擔一切責任；如有特殊要求可定制。

Remarks: All nozzle clamp products are made of aviation aluminum parts, which have been anodized. If there is quality problem, the company will bear all responsibility; if there are special requirements, it can be customized.

OGRZ 12 PC MS I | OGRZ 12 SR MS I | ODD 20 S | ODD 20 A | OGRA 12 S MI | OGRA 12 SM

OGRZ – 12 – SR – MSI

類型 Type

- OGRZ
- ODD
- OGRA

規格 Model

- 12 12系列
- 14 14系列
- 20 20系列

爪型 Claw

- A 擴展爪
- AE 爪夾可調角度
- EP 包覆膠墊
- PC 帶膠墊感應夾頭雙邊
- PE 鑲嵌式膠墊
- PU 普通膠墊
- R 鑽石齒網紋
- S 粗直齒
- SL 加長粗直齒
- SM 細直齒
- SR SM
- Z 內弧口直齒

開關類型 Switch

- MS I / MI 磁性開關
- CS I 光性開關

所有產品規格及墊片可按客戶需求定制。

All product specifications and gaskets can be customized according to customer requirements.

產品概述 OVERVIEW

OGRZ 12 系列 Series

彈簧開啟的單壹動作，多種安裝附件。
鋼制鉗口，塑料、鋼與鋁復合機械。
食用級潤滑脂。
Single acting with spring opening,
Several mounting accessories.
Steel jaws,Plastic-steel-aluminium composite body.
Food-grade grease.

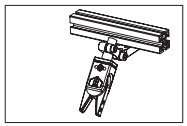



OGRZ 12 S　OGRZ 12 PU　OGRZ 12 S MS I　OGRZ 12 R　OGRZ 12 R MS I

OGRZ 12 PU MS I　OGRZ 12 PC MS I　OGRZ 12 SR MS I　OGRZ 12 SM　OGRZ 12 SM MS I

型號 Model	介質 Medium	壓力範圍 Pressure range	行程(±2°) Stroke	每一鉗口在6bar壓力下的關閉扭矩 Closing gripping torque (at 6 bar each jaw	每一鉗口在6bar壓力下的打開扭矩 Opening gripping torque (at 6 bar) each jaw	最大工作頻率 Maximum working frequency	循環空氣消耗量 Cycle air consumption	空載關閉時間 Closing time without load	進氣口 Air inlet	重量 Weight	單價(元) Price(yuan)
OGRZ 12 A	已過濾、潤滑的未潤滑的壓縮空氣 Filtered lubricated/non lubricated compressed air	2.5~8 bar	2x14°	80Ncm	5Ncm	3Hz	1.2cm³	0.01s	M5	72g	
OGRZ 12 AE		2.5~8 bar	2x14°	80Ncm	5Ncm	3Hz	1.2cm³	0.01s	M5	78g	
OGRZ 12 PU MS I		2.5~8 bar	2x14°	80Ncm	5Ncm	3Hz	1.2cm³	0.01s	M5	62g	
OGRZ 12 PU		2.5~8 bar	2x14°	80Ncm	5Ncm	3Hz	1.2cm³	0.01s	M5	61g	
OGRZ 12 R MS I		2.5~8 bar	2x14°	80Ncm	5Ncm	3Hz	1.2cm³	0.01s	M5	63g	
OGRZ 12 R		2.5~8 bar	2x14°	80Ncm	5Ncm	3Hz	1.2cm³	0.01s	M5	61g	
OGRZ 12 S MS I		2.5~8 bar	2x14°	80Ncm	5Ncm	3Hz	1.2cm³	0.01s	M5	84g	
OGRZ 12 S		2.5~8 bar	2x14°	80Ncm	5Ncm	3Hz	1.2cm³	0.01s	M5	59g	
OGRZ 12 SM		2.5~8 bar	2x14°	80Ncm	5Ncm	3Hz	1.2cm³	0.01s	M5	63g	
OGRZ 12 SR MS I		2.5~8 bar	2x14°	80Ncm	5Ncm	3Hz	1.2cm³	0.01s	M5	86g	
OGRZ 12 PC MS I		2.5~8 bar	2x14°	80Ncm	5Ncm	3Hz	1.2cm³	0.01s	M5	62g	
OGRZ 12 EP		2.5~8 bar	2x14°	80Ncm	5Ncm	3Hz	1.2cm³	0.01s	M5	63g	

產品規格 PRODUCT SPECIFICATIONS

OGRZ 12 A

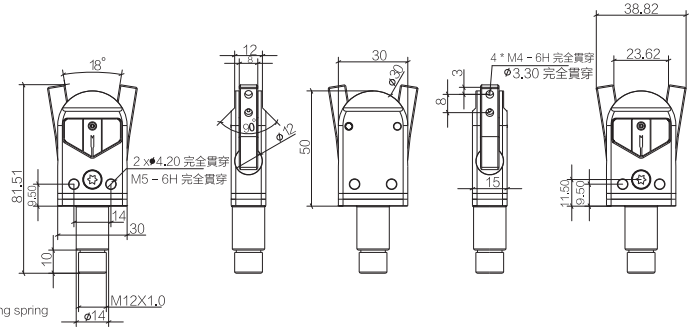

- 活塞孔：12mm
- 打開彈簧的單一動作
- 定制鉗口
- Piston bore:12mm
- Single-acting with opening spring
- Cuntom jaws

OGRZ 12 AE

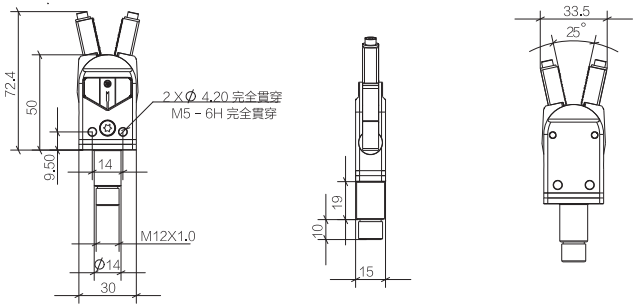

- 活塞孔：12mm
- 打開彈簧的單一動作
- 圓錐形夾取的可轉動鉗口
- Piston bore:12mm
- Single-acting with opening spring
- Swivelling jaws for comical sprues.

OGRZ 12 PU MS I

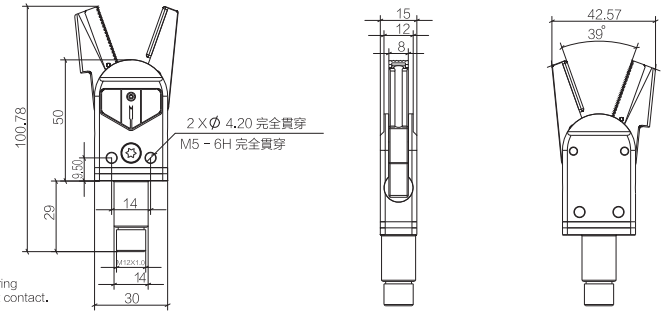

- 活塞孔：12mm
- 打開彈簧的單一動作
- 橡膠墊（HNBR）軟接觸
- 鉗口有傳感器
- Piston bore:12mm
- Single-acting with opening spring
- Rubber(HNBR) pads for a soft contact.
- Sensor on the jaw.

產品規格 PRODUCT SPECIFICATIONS

OGRZ 12 PU

- 活塞孔：12mm
- 打開彈簧的單一動作
- 橡膠墊（HNBR）軟接觸
- Piston bore:12mm
- Single-acting with opening spring
- Rubber(HNBR) pads for a soft contact.

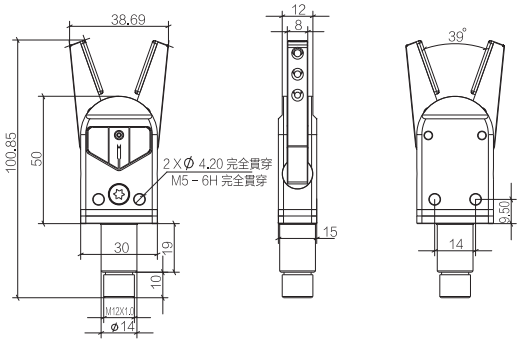

OGRZ 12 R MS I

- 活塞孔：12mm
- 打開彈簧的單一動作
- 鉗口處有傳感器
- Piston bore:12mm
- Single-acting with opening spring
- Sensor on the jaw

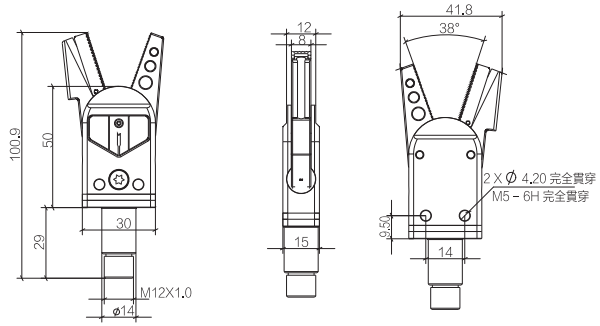

OGRZ 12 R

- 活塞孔：12mm
- 打開彈簧的單一動作
- 常規鉗口
- Piston bore:12mm
- Single-acting with opening spring
- Custom jaws

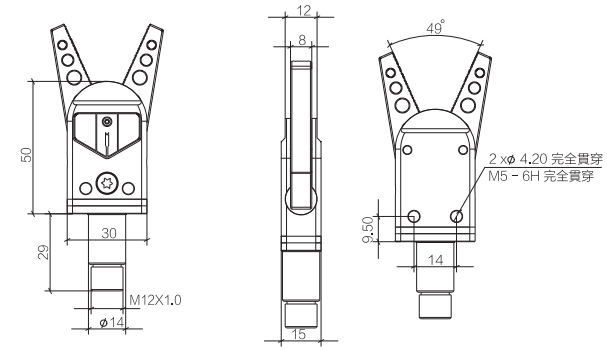

產品規格 PRODUCT SPECIFICATIONS

OGRZ 12 S MS I

- 活塞孔：12mm
- 打開彈簧的單一動作
- 鋼制鉗口
- 鉗口處有傳感器
- Piston bore:12mm
- Single-acting with opening spring
- Steel jaw and probe
- Sensor on the jaw

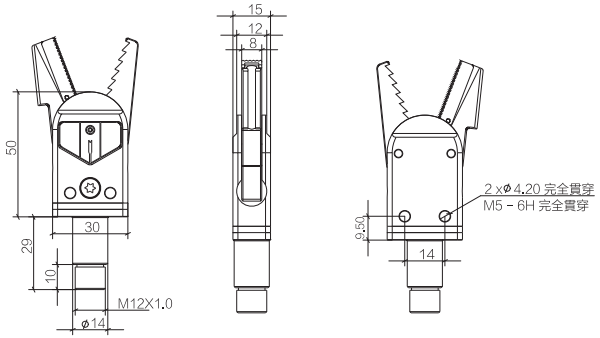

OGRZ 12 S

- 活塞孔：12mm
- 打開彈簧的單一動作
- 常規鉗口
- Piston bore:12mm
- Single-acting with opening spring
- Custom jaws

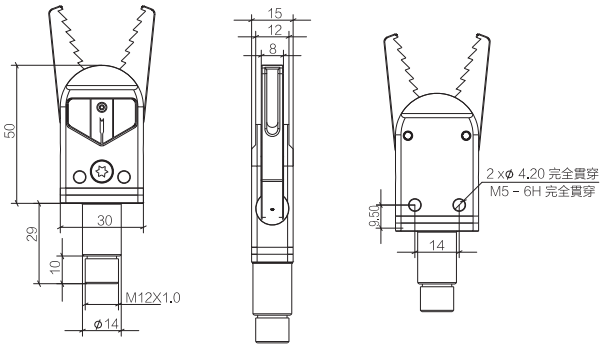

OGRZ 12 SM

- 活塞孔：12mm
- 打開彈簧的單一動作
- 常規鉗口
- Piston bore:12mm
- Single-acting with opening spring
- Custom jaws

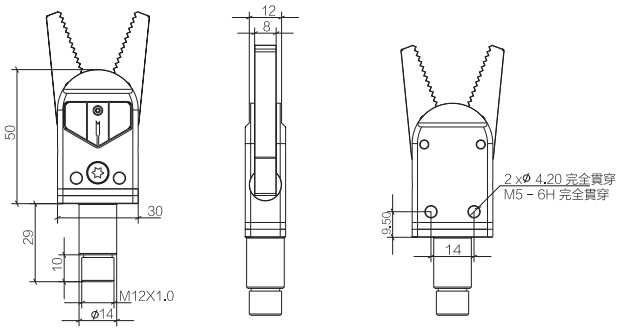

產品規格 PRODUCT SPECIFICATIONS

OGRZ 12 SR MS I

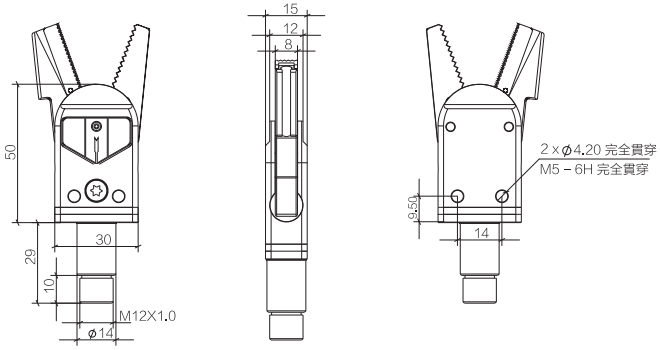

- 活塞孔：12mm
- 打開彈簧的單一動作
- 鉗口處有傳感器
- Piston bore:12mm
- Single-acting with opening spring
- Sensor on the jaw

OGRZ 12 PC MS I

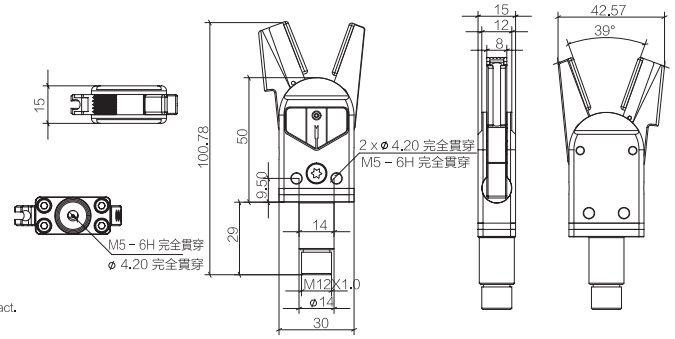

- 活塞孔：12mm
- 打開彈簧的單一動作
- 橡膠墊（HNBR）軟接觸
- 鉗口有傳感器
- Piston bore:12mm
- Rubber(HNBR)pads for a soft contact.
- Sensor on the jaw.

OGRZ 12 EP

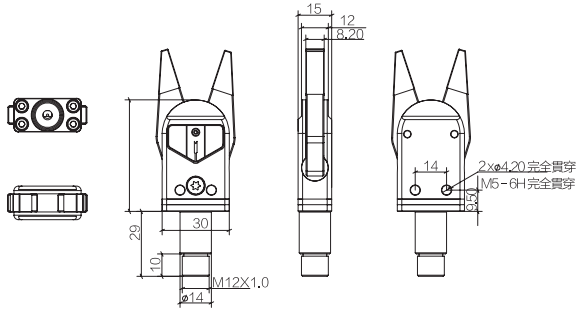

- 活塞孔：12mm
- 打開彈簧的單一動作
- 橡膠墊（HNBR）軟接觸
- Piston bore:12mm
- Single-acting with opening spring
- Rubber(HNBR)pads for a soft contact

產品規格 PRODUCT SPECIFICATIONS

OGRZ 14 系列

彈簧開啓的單一動作，多種安裝附件。
鋼制鉗口，塑料、鋼與鋁復合機械。
食用級潤滑脂。
Single acting with spring opening,Several mounting accessories.
Steel jaws,Plastic-steel-aluminium composite body.
Food-grade grease.



OGRZ 14 PE　OGRZ 14 S　OGRZ 14 R　OGRZ 14 R CSI

型號 Model	介質 Medium	壓力範圍 Pressure range	行程(±2°) Stroke	每一鉗口在6bar壓力下的關閉扭矩 Closing gripping torque at 6 bar each jaw	每一鉗口在6bar壓力下的打開扭矩 Opening gripping torque (at 6 bar) each jaw	最大工作頻率 Maximum working frequency	循環空氣消耗量 Cycle air consumption	空載關閉時間 Closing time without load	進氣口 Air Inlet	重量 Weight	單價(元) Price(yuan)
OGRZ 14 S CS I	已過濾、潤滑型/未潤滑型壓縮空氣 Filtered,lubricated/non lubricated compressed air	2.5~8 bar	2x14°	105Ncm	5Ncm	3Hz	1.4cm³	0.2s	M5	100g	
OGRZ 14 A		2.5~8 bar	2x14°	105Ncm	5Ncm	3Hz	1.4cm³	0.2s	M5	100g	
OGRZ 14 EP		2.5~8 bar	2x14°	105Ncm	5Ncm	3Hz	1.4cm³	0.2s	M5	82g	
OGRZ 14 PE		2.5~8 bar	2x14°	105Ncm	5Ncm	3Hz	1.4cm³	0.2s	M5	71g	
OGRZ 14 R		2.5~8 bar	2x14°	105Ncm	5Ncm	3Hz	1.4cm³	0.2s	M5	70g	
OGRZ 14 S		2.5~8 bar	2x14°	105Ncm	5Ncm	3Hz	1.4cm³	0.2s	M5	68g	
OGRZ 14 R CS I		2.5~8 bar	2x14°	105Ncm	5Ncm	3Hz	1.4cm³	0.2s	M5	80g	

產品規格 PRODUCT SPECIFICATIONS

OGRZ 14 S CS I

- 活塞孔：14mm
- 打開彈簧的單一動作
- 鉗口處有傳感器
- Piston bore:14mm
- Single-acting with opening spring
- Sensor on the jaw.

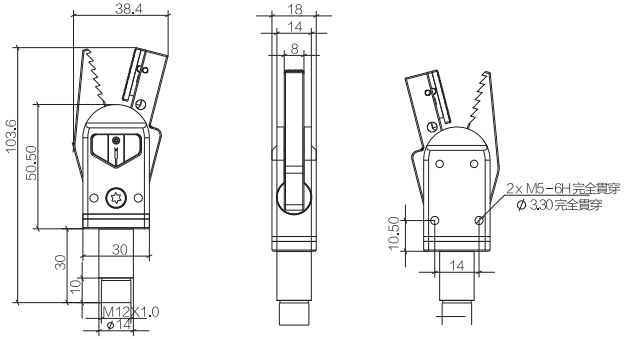

OGRZ 14 A

- 活塞孔：14mm
- 打開彈簧的單一動作
- 常規鉗口
- Piston bore:14mm
- Single-acting with opening spring
- Custom jams

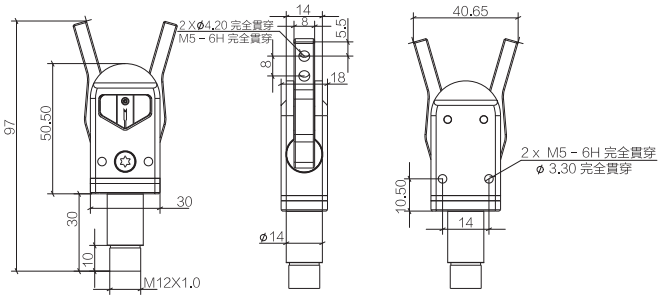

OGRZ 14 EP

- 活塞孔：14mm
- 打開彈簧的單一動作
- 橡膠墊（HNBR）軟接觸
- Piston bore:14mm
- Single-acting with opening spring
- Rubber (HNBR) pads for a soft contact.

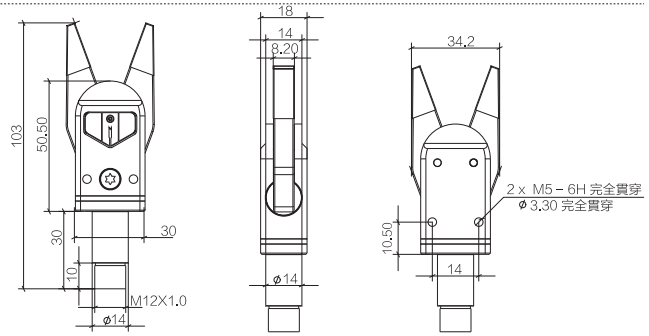

產品規格 PRODUCT SPECIFICATIONS

OGRZ 14 PE

- 活塞孔：14mm
- 打開彈簧的單壹動作
- 橡膠墊（HNBR）軟接觸
- Piston bore:14mm
- Single-acting with opening spring
- Rubber (HNBR) pads for a soft contact.

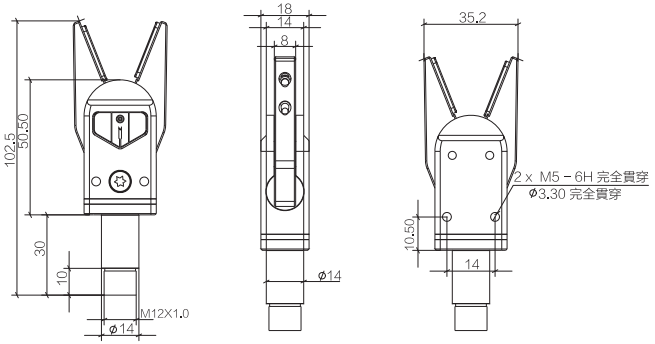

OGRZ 14 R

- 活塞孔：14mm
- 打開彈簧的單壹動作
- 常規鉗口
- Piston bore:14mm
- Single-acting with opening spring
- Custom jams.

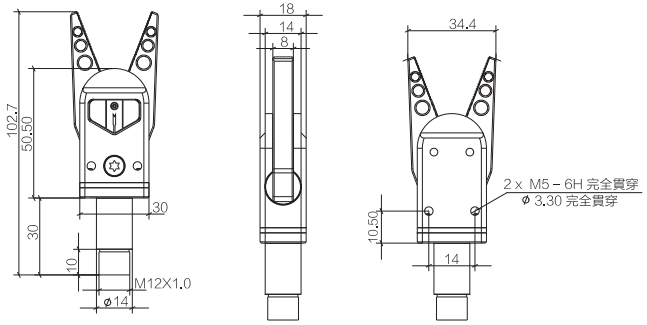

OGRZ 14 S

- 活塞孔：14mm
- 打開彈簧的單一動作
- 常規鉗口
- Piston bore:14mm
- Single-acting with opening spring
- Custom jams

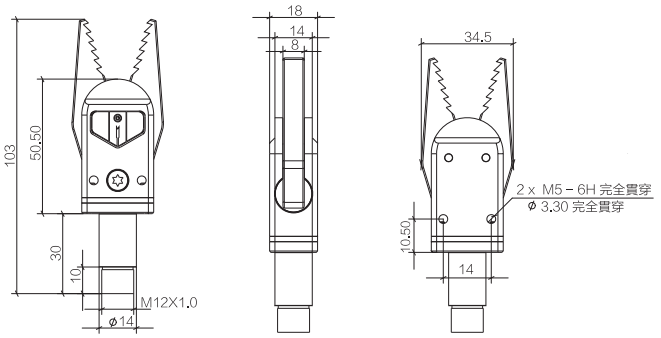

產品規格 PRODUCT SPECIFICATIONS

OGRZ 14 R CS I

- 活塞孔：14mm
- 打開彈簧的單壹動作
- 鉗口處有傳感器
- Piston bore:14mm
- Single-acting with opening spring
- Sensor on the jaw.

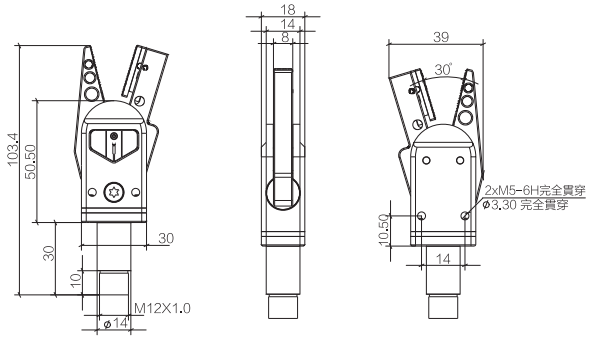

運用實例 APPLICATION EXAMPLE

產品規格 PRODUCT SPECIFICATIONS

OGRZ 20 系列

彈簧開啟的單壹動多，多種安裝附件。
鋼制鉗口，塑料、鋼與鋁復合機械。
食用級潤滑脂。
Single acting with spring opening,
Several mounting accessories.
Steel jaws,Plastic-steel-aluminium composite body.
Food-grade grease.





OGRZ 20 PE　OGRZ 20 R CS I　OGRZ 20 R　OGRZ 20 S CS I　OGRZ 20 PU CS I　OGRZ 20 Z

OGRZ 20 EP　OGRZ 20 EP CS I　OGRZ 20 A　OGRZ 20 S　OGRZ 20 5L　OGRZ 20 Z CS I

型號 Model	介質 Medium	壓力範圍 Pressure range	行程(±2°) Stroke	每一鉗口在6bar壓力下的關閉扭矩 Closing gripping torque at 6 bar each jaw	每一鉗口在6bar壓力下的打開扭矩 Opening gripping torque (at 6 bar) each jaw	最大工作頻率 Maximum working frequency	循環空氣消耗量 Cycle air consumption	空載關閉時間 Closing time without load	進氣口 Inlet	重量 Weight	單價 Price
OGRZ 20 EP CSI	已過濾、潤滑型/未潤滑型壓縮空氣 Filtered lubricated/non lubricated compressed air	2.5~8 bar	2x14°	210Ncm	10Ncm	2Hz	2.7cm³	0.01s	M5	153g	
OGRZ 20 EP		2.5~8 bar	2x14°	210Ncm	10Ncm	2Hz	2.7cm³	0.01s	M5	139g	
OGRZ 20 PE		2.5~8 bar	2x14°	210Ncm	10Ncm	2Hz	2.7cm³	0.01s	M5	141g	
OGRZ 20 PU		2.5~8 bar	2x14°	210Ncm	10Ncm	2Hz	2.7cm³	0.01s	M5	141g	
OGRZ 20 R		2.5~8 bar	2x14°	210Ncm	10Ncm	2Hz	2.7cm³	0.01s	M5	134g	
OGRZ 20 A		2.5~8 bar	2x14°	210Ncm	10Ncm	2Hz	2.7cm³	0.01s	M5	145g	
OGRZ 20 PE CSI		2.5~8 bar	2x14°	210Ncm	10Ncm	2Hz	2.7cm³	0.01s	M5	146g	
OGRZ 20 PU CSI		2.5~8 bar	2x14°	210Ncm	10Ncm	2Hz	2.7cm³	0.01s	M5	155g	
OGRZ 20 R CS I		2.5~8 bar	2x14°	210Ncm	10Ncm	2Hz	2.7cm³	0.01s	M5	151g	
OGRZ 20 S CSI		2.5~8 bar	2x14°	210Ncm	10Ncm	2Hz	2.7cm³	0.01s	M5	153g	
OGRZ 20 SL		2.5~8 bar	2x14°	210Ncm	10Ncm	2Hz	2.7cm³	0.01s	M5	157g	
OGRZ 20 S		2.5~8 bar	2x14°	210Ncm	10Ncm	2Hz	2.7cm³	0.01s	M5	136g	
OGRZ 20 Z CSI		2.5~8 bar	2x14°	210Ncm	10Ncm	2Hz	2.7cm³	0.01s	M5	134g	
OGRZ 20 Z		2.5~8 bar	2x14°	210Ncm	10Ncm	2Hz	2.7cm³	0.01s	M5	137g	

產品規格 PRODUCT SPECIFICATIONS

OGRZ 20 EP CS I

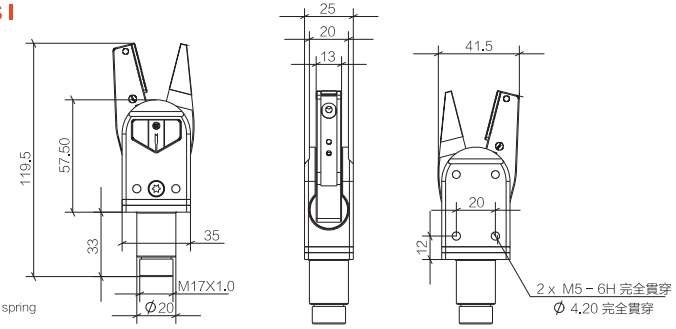

- 活塞孔：20mm
- 打開彈簧的單壹動作
- 鉗口處有傳感器
- Piston bore:20mm
- Single-acting with opening spring
- Sensor on the jaw.

OGRZ 20 EP

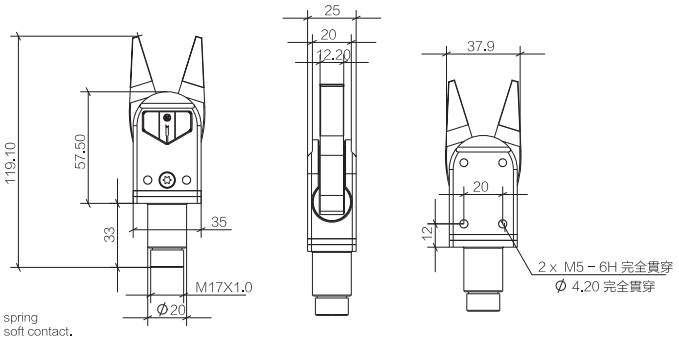

- 活塞孔：20mm
- 打開彈簧的單壹動作
- 橡膠墊（HNBR）軟接觸
- Piston bore:20mm
- Single-acting with opening spring
- Rubber (HNBR) pads for a soft contact.

OGRZ 20 PE

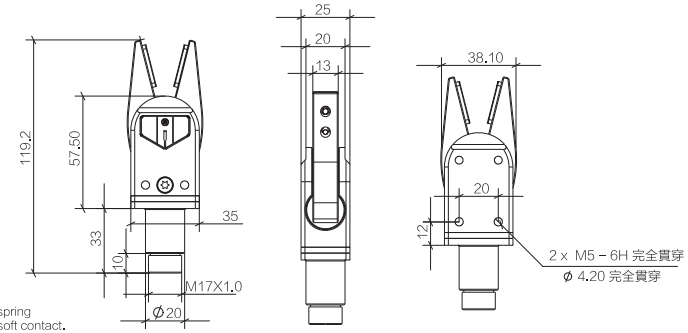

- 活塞孔：20mm
- 打開彈簧的單壹動作
- 橡膠墊（HNBR）軟接觸
- Piston bore:20mm
- Single-acting with opening spring
- Rubber (HNBR) pads for a soft contact.

產品規格 PRODUCT SPECIFICATIONS

OGRZ 20 PU

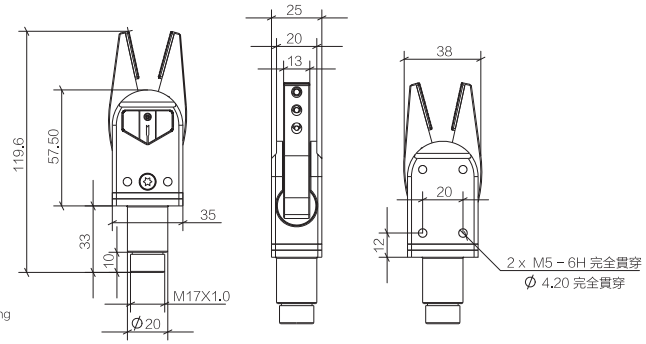

- 活塞孔：20mm
- 打開彈簧的單壹動作
- 常規鉗口
- Piston bore:20mm
- Single-acting with opening spring
- Custom jams

OGRZ 20 R

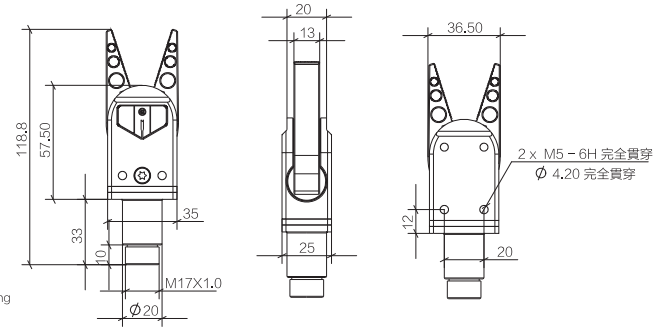

- 活塞孔：20mm
- 打開彈簧的單壹動作
- 常規鉗口
- Piston bore:20mm
- Single-acting with opening spring
- Custom jams

OGRZ 20 A

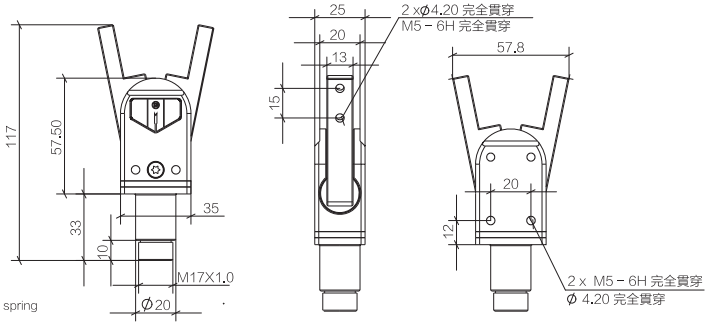

- 活塞孔：20mm
- 打開彈簧的單一動作
- 常規鉗口
- Piston bore:20mm
- Single-acting with opening spring
- Custom jams

產品規格 PRODUCT SPECIFICATIONS

OGRZ 20 PE CSI

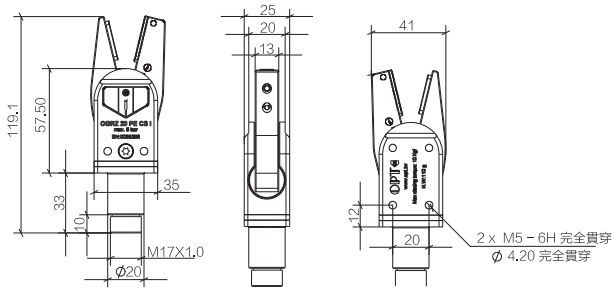

- 活塞孔：20mm
- 打開彈簧的單一動作
- 鉗口處有傳感器
- Piston bore:20mm
- Single-acting with opening spring
- Sensor on the jaw.

OGRZ 20 PU CS I

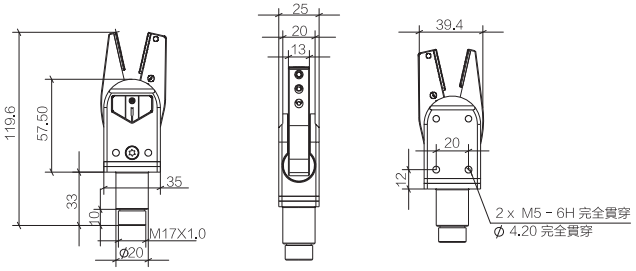

- 活塞孔：20mm
- 打開彈簧的單一動作
- 鉗口處有傳感器
- Piston bore:20mm
- Single-acting with opening spring
- Sensor on the jaw.

OGRZ 20 R CS I

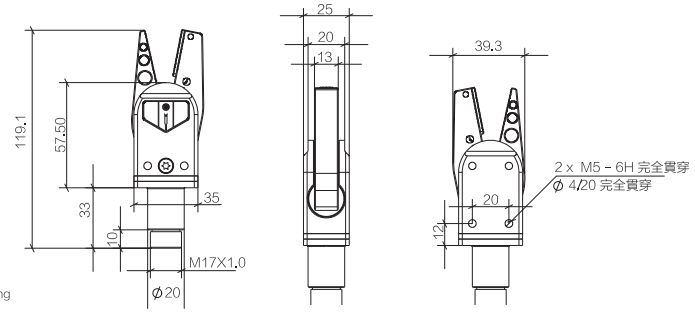

- 活塞孔：20mm
- 打開彈簧的單一動作
- 鉗口處有傳感器
- Piston bore:20mm
- Single-acting with opening spring
  Sensor on the jaw.

產品規格 PRODUCT SPECIFICATIONS

OGRZ 20 S CS I

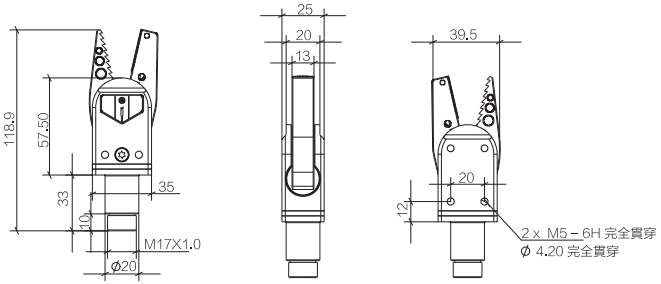

- 活塞孔：20mm
- 打開彈簧的單一動作
- 常規鉗口
- Piston bore:20mm
- Single-acting with opening spring
- Custom jams

OGRZ 20 SL

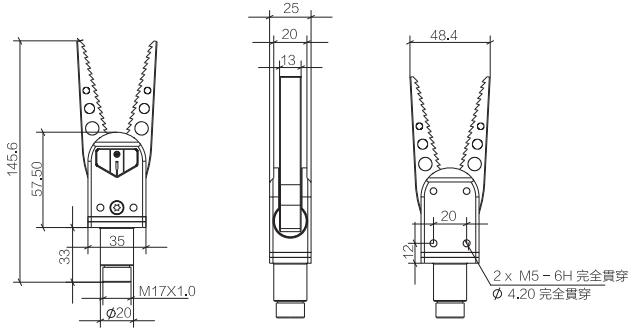

- 活塞孔：20mm
- 打開彈簧的單一動作
- 加長鉗口
- Piston bore:20mm
- Single-acting with opening spring
- Lengthen jaw.

OGRZ 20 S

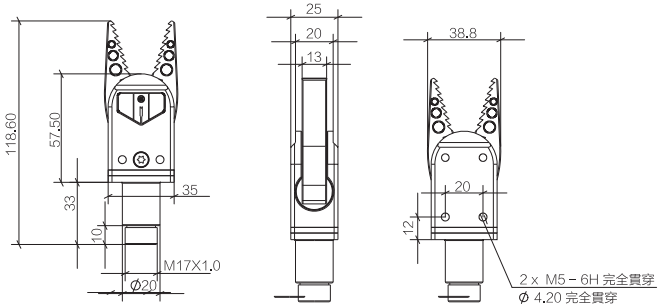

- 活塞孔：20mm
- 打開彈簧的單一動作
- 常規鉗口
- Piston bore:20mm
- Single-acting with opening spring
- Custom jams.

產品規格 PRODUCT SPECIFICATIONS

OGRZ 20 Z CS I

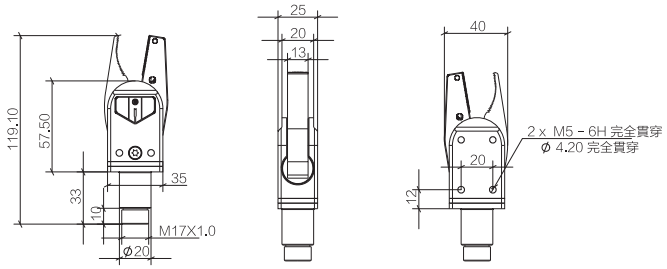

- 活塞孔：20mm
- 打開彈簧的單一動作
- 鉗口處有傳感器
- Piston bore:20mm
- Single-acting with opening spring
- Sensor on the jaw.

OGRZ 20 Z

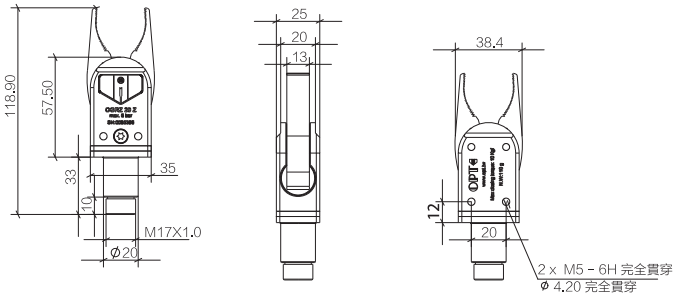

- 活塞孔：20mm
- 打開彈簧的單一動作
- 常規鉗口
- Piston bore:20mm
- Single-acting with opening spring
- Custom jams

運用實例 APPLICATION EXAMPLE





產品規格 PRODUCT SPECIFICATIONS

ODD 20 系列

彈簧開啟的單壹動作，多種安裝附件。
鋼制鉗口，塑料、鋼與鋁復合機械。
食用級潤滑脂。
Single acting with spring opening,Several mounting accessories.
Steel jaws,Plastic-steel-aluminium composite body.
Food-grade grease.

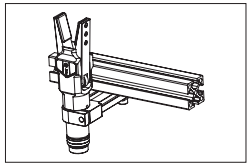

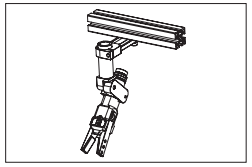

ODD 20 S　ODD 20 A　ODD 20 PU CS I　ODD 20 PU　ODD 20 R MS I　ODD 20 S CS I　ODD 20 R CS I

型號 Model	介質 Medium	壓力範圍 Pressure range	行程(±2°) Stroke	每一鉗口在6bar壓力下的關閉扭矩 Closing gripping torque at 6 bar each jaw	每一鉗口在6bar壓力下的打開扭矩 Opening gripping torque (at 6 bar) each jaw	最大工作頻率 Maximum working frequency	循環空氣消耗量 Cycle air consumption	空載關閉時間 Closing time without load	進氣口 Air Inlet	重量 Weight	單價(元) Price(yuan)
ODD 20 R CS I	已過濾、潤滑型/未潤滑型壓縮空氣 Filtered lubricated/non lubricated compressed air	2.5~8 bar	2x14°	300Ncm	20Ncm	2Hz	2.7cm³	0.01s	M5	123.4g	
ODD 20 S CS I		2.5~8 bar	2x14°	300Ncm	20Ncm	2Hz	2.7cm³	0.01s	M5	123.5g	
ODD 20 S		2.5~8 bar	2x14°	300Ncm	20Ncm	2Hz	2.7cm³	0.01s	M5	120.5g	
ODD 20 A		2.5~8 bar	2x14°	300Ncm	20Ncm	2Hz	2.7cm³	0.01s	M5	143g	
ODD 20 PU CS I		2.5~8 bar	2x14°	300Ncm	20Ncm	2Hz	2.7cm³	0.01s	M5	124.6g	
ODD 20 PU MS I		2.5~8 bar	2x14°	300Ncm	20Ncm	2Hz	2.7cm³	0.01s	M5	127.4g	
ODD 20 PU		2.5~8 bar	2x14°	300Ncm	20Ncm	2Hz	2.7cm³	0.01s	M5	116.5g	
ODD 20 R MS I		2.5~8 bar	2x14°	300Ncm	20Ncm	2Hz	2.7cm³	0.01s	M5	131.3g	
ODD 20 R		2.5~8 bar	2x14°	300Ncm	20Ncm	2Hz	2.7cm³	0.01s	M5	121.6g	
ODD 20 S MS I		2.5~8 bar	2x14°	300Ncm	20Ncm	2Hz	2.7cm³	0.01s	M5	126g	

產品規格 PRODUCT SPECIFICATIONS

ODD 20 R CS I

- 活塞孔：16mm
- 打開彈簧的單壹動作
- 鉗口處有傳感器

- Piston bore:16mm
- Single-acting with opening spring
- Sensor on the jaw.

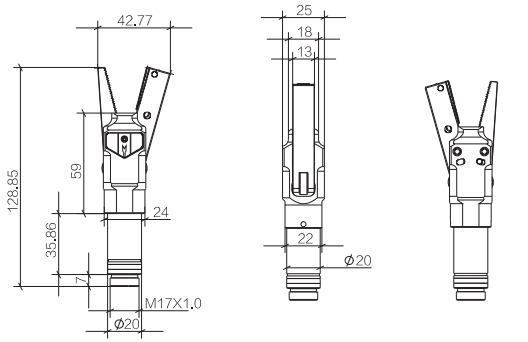

ODD 20 S CS I

- 活塞孔：16mm
- 打開彈簧的單壹動作
- 鉗口處有傳感器

- Piston bore:16mm
- Single-acting with opening spring
- Sensor on the jaw.

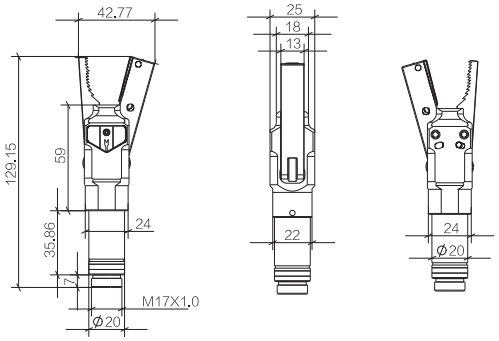

ODD 20 S

- 活塞孔：16mm
- 打開彈簧的單壹動作
- 常規鉗口

- Piston bore:16mm
- Single-acting with opening spring
- Standard jaw

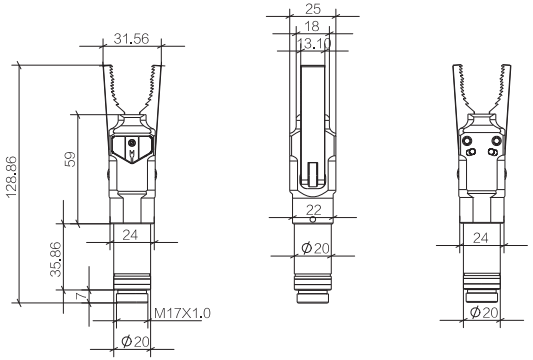

產品規格 PRODUCT SPECIFICATIONS

ODD 20 A

- 活塞孔：16mm
- 打開彈簧的單壹動作
- 定制鉗口

- Piston bore:16mm
- Single-acting with opening spring
- Custom jaws.

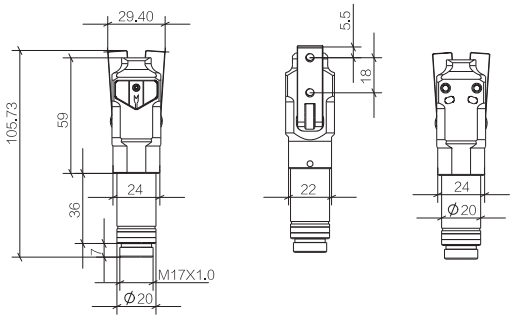

ODD 20 PU CS I

- 活塞孔：16mm
- 打開彈簧的單壹動作
- 鉗口處有傳感器

- Piston bore:16mm
- Single-acting with opening spring
- Sensor on the jaw.

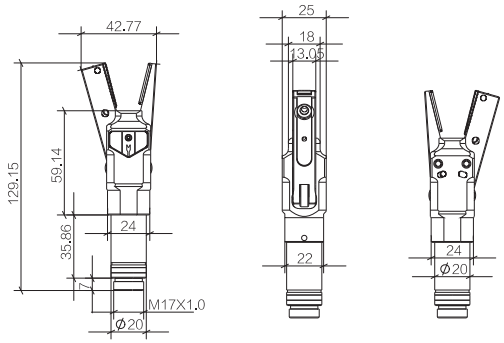

ODD 20 PU MS I

- 活塞孔：16mm
- 打開彈簧的單壹動作
- 鉗口處有傳感器

- Piston bore:16mm
- Single-acting with opening spring
- Sensor on the jaw.

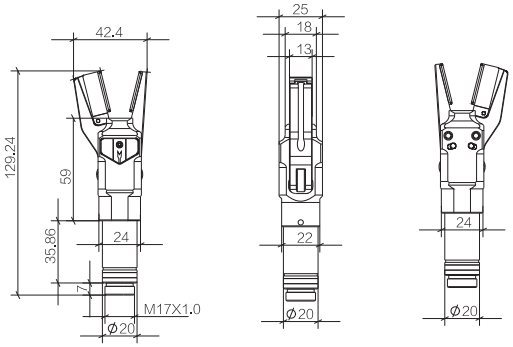

產品規格 PRODUCT SPECIFICATIONS

ODD 20 PU

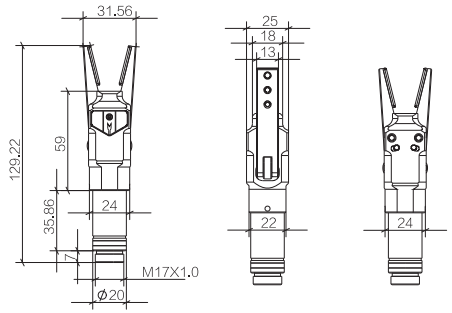

- 活塞孔：16mm
- 打開彈簧的單壹動作
- 常規鉗口
- Piston bore:16mm
- Single-acting with opening spring
- Standard jaw

ODD 20 R MS I

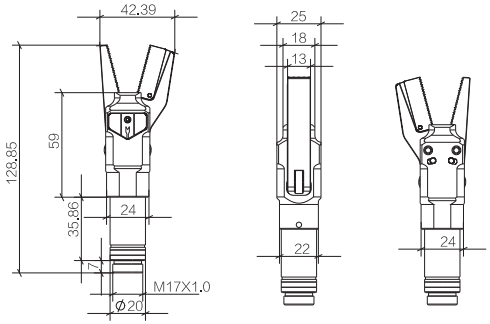

- 活塞孔：16mm
- 打開彈簧的單壹動作
- 鉗口處有傳感器
- Piston bore:16mm
- Single-acting with opening spring
- Sensor on the jaw.

ODD 20 R

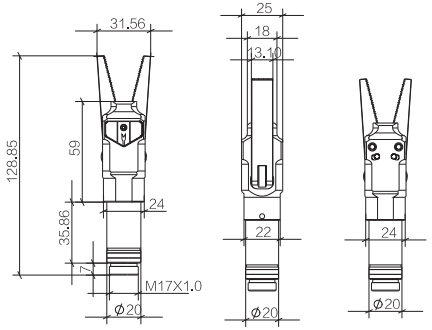

- 活塞孔：16mm
- 打開彈簧的單壹動作
- 常規鉗口
- Piston bore:16mm
- Single-acting with opening spring
- Standard jaw

產品規格 PRODUCT SPECIFICATIONS

ODD 20 S MS I

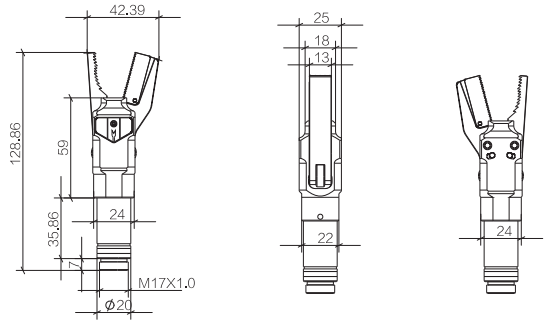

- 活塞孔：16mm
- 打開彈簧的單一動作
- 鉗口處有傳感器
- Piston bore:16mm
- Single-acting with opening spring
- Sensor on the jaw.

運用實例 APPLICATION EXAMPLE

產品規格 PRODUCT SPECIFICATIONS

OGRA 12 系列

彈簧開啟、氣動開啟雙選擇，控制更簡便穩定；
液態合金壹體成型技術，更耐用，品質穩定；
產品鏤空結構設計，外形美觀；
鋼與鋁復合機械，食用級潤滑脂；

Double choice of spring opening and pneumatic opening, the control is more convenient and stable;
Liquid alloy integral molding technology, more durable and stable quality;
Product hollow structure design, nice appearance;
Steel and aluminum composite machinery, food grade grease;

經濟型
Economical

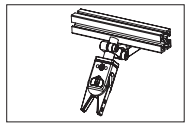



OGRA 12 PU

OGRA 12 R

OGRA 12 S MI

OGRA 12 R CSI

OGRA 12 S

OGRA 12 SM

OGRA 12 SL

型號 Model	介質 Medium	壓力範圍 Pressure range	行程(±2°) Stroke	每一鉗口在6bar壓力下的關閉扭矩 Closing gripping torque at 6 bar each jaw	每一鉗口在6bar壓力下的打開扭矩 Opening gripping torque (at 6 bar) each jaw	最大工作頻率 Maximum working frequency	循環空氣消耗量 Cycle air consumption	空載關閉時間 Closing time without load	進氣口 Air Inlet	重量 Weight	單價(元) Price(yuan)
OGRA 12 PU	已過濾、潤滑型/未潤滑型壓縮空氣 Filtered Lubricated/non lubricated compressed air	2.5~8 bar	2x14°	300Ncm	20Ncm	2Hz	2.7cm³	0.01s	M5	129g	
OGRA 12 R		2.5~8 bar	2x14°	300Ncm	20Ncm	2Hz	2.7cm³	0.01s	M5	129g	
OGRA 12 R CSI		2.5~8 bar	2x14°	300Ncm	20Ncm	2Hz	2.7cm³	0.01s	M5	115g	
OGRA 12 S		2.5~8 bar	2x14°	300Ncm	20Ncm	2Hz	2.7cm³	0.01s	M5	143g	
OGRA 12 S MI		2.5~8 bar	2x14°	300Ncm	20Ncm	2Hz	2.7cm³	0.01s	M5	128g	
OGRA 12 SL		2.5~8 bar	2x14°	300Ncm	20Ncm	2Hz	2.7cm³	0.01s	M5	130g	
OGRA 12 SM		2.5~8 bar	2x14°	300Ncm	20Ncm	2Hz	2.7cm³	0.01s	M5	114g	

產品規格 PRODUCT SPECIFICATIONS

OGRA 12 PU

- 活塞孔：12mm
- 橡膠墊（HNBR）軟接觸
- 定制鉗口
- Piston bore:12mm
- Rubber(HNBR) pads for a soft contact.
- Cuntom jaws

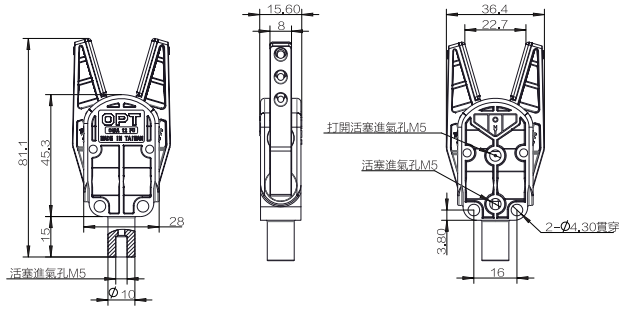

OGRA 12 R

- 活塞孔：12mm
- 常規鉗口
- Piston bore:12mm
- Custom jaws

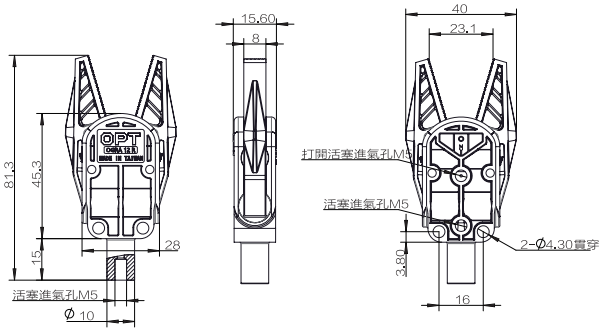

OGRA 12 R CSI

- 活塞孔：12mm
- 鉗口有傳感器
- Piston bore:12mm
- Sensor on the jaw.

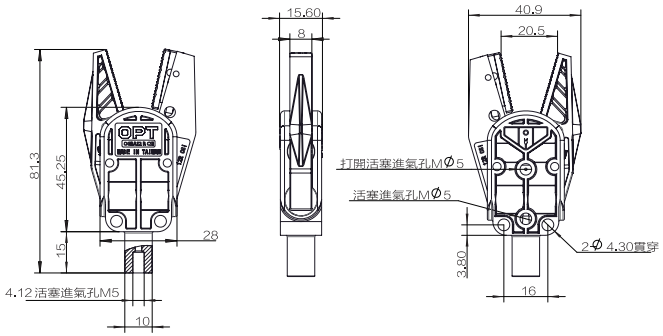

產品規格 PRODUCT SPECIFICATIONS

OGRA 12 S

- 活塞孔：12mm
- 常規鉗口
- Piston bore:12mm
- Custom jaws

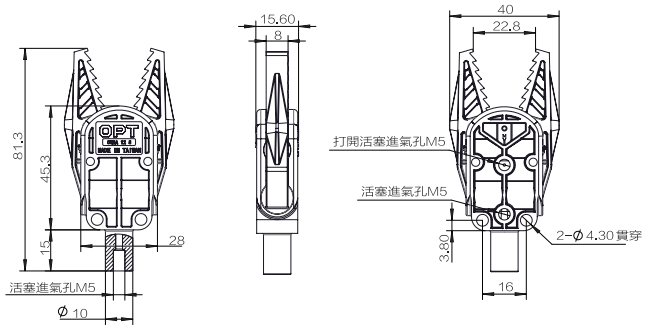

OGRA 12 S MI

- 活塞孔：12mm
- 鉗口有傳感器
- Piston bore:12mm
- Sensor on the jaw.

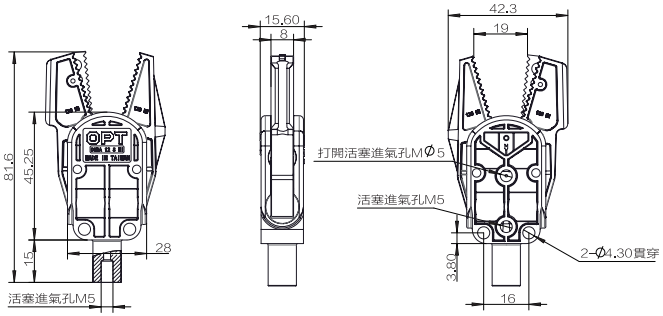

OGRA 12 SL

- 活塞孔：12mm
- 定制鉗口
- Piston bore:12mm
- Sensor on the jaw

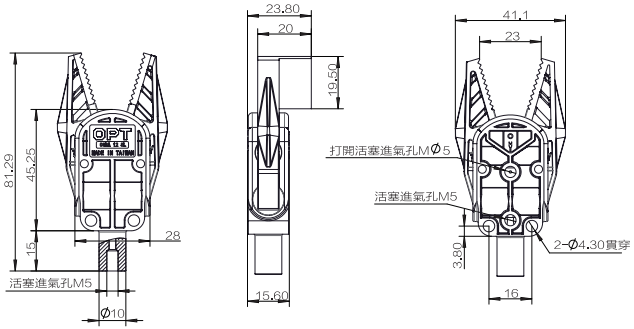

產品規格 PRODUCT SPECIFICATIONS

OGRA 12 SM

- 活塞孔：12mm
- 常規鉗口
- Piston bore:12mm
- Custom jaws

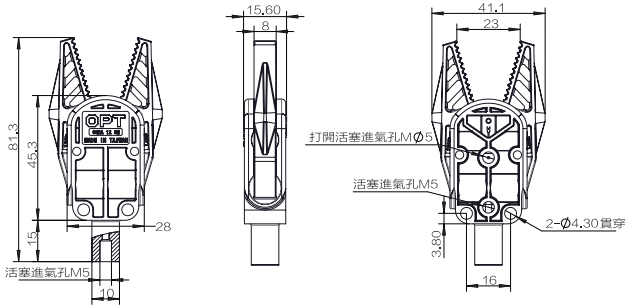

運用實例 APPLICATION EXAMPLE

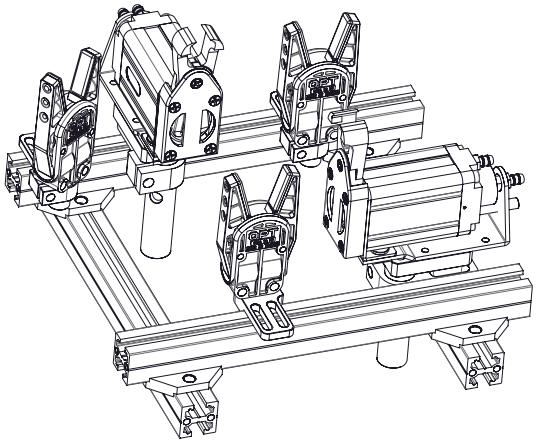

選型規則 SELECTION RULES

OGS-10

OGS-20

OGX-20S

OGS – 6 – A

類型 Type	規格 Model	其他 Other
OGS 二指平行打開	06	A 小型
OGX 180° 開閉	10	D 雙作用
	16	S OGX專用
	20	

運用實例 APPLICATION EXAMPLE

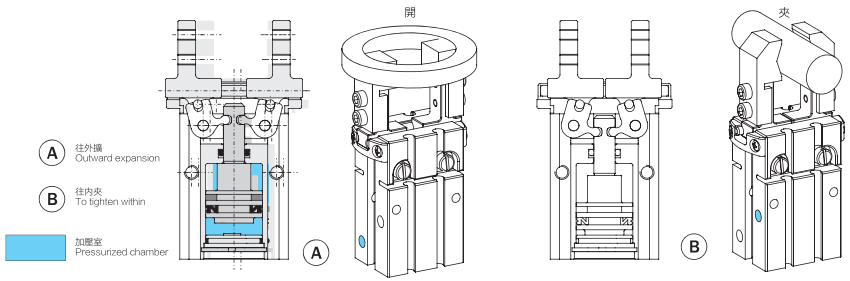

產品規格 PRODUCT SPECIFICATIONS

OGS

雙鉗口平行自動校準氣動夾具GS系列

- 雙動作
- 側隙專利調節系統。
- 壽命長，可靠性強，免維護。
- 不同的緊固選項。
- 可選的類磁傳感器。
- 彈簧關閉（-NC）或彈簧打開（-NO）選項。
- 食物級潤滑油FDA-H1。

2-jaw parallel-acting self-centering pneumatic gripper series GS

- Double action.
- Exclusive backlash adjusting system.
- Long life and reliability,maintenance free.
- Different options for fastening.
- Optional proximity magnetic sensors.
- Spring closed(-NC) or spring open (-NO) option.
- FDA-H1 food-grade grease.

OGS-06A OGS-06D OGS-10 OGS-16 OGS-20

型號 Model	介質 Medium	壓力範圍 Pressure range	溫度範圍 Pressure range	每一鉗口在6bar壓力下的打開夾力 Opening gripping force at 6 bar each jaw	6bar壓力下的打開總夾力 Opening total gripping force at 6 bar	每一鉗口在6bar壓力下的關閉夾力 Closing gripping force at 6 bar each jaw	6bar壓力下的關閉 Closing total gripping force at 6 bar	總行程 Total stroke	最大工作頻率 Maximum working frequency	循環空氣消耗量 Cycle air consumption	空載關閉時間 Closing time without load	重復精度 Repetition accuracy	重量 Weight	單價(元) Price(yuan)
OGS-06A	Filtered lubricated(non lubricated) compressed air 已過濾、潤滑型/未潤滑型壓縮空氣	1.5~7bar	5° ~60° C	6.1N	12.2N	1.7N	3.4N	4mm	3Hz	0.7cm³	0.01s	0.02mm	21.9g	
OGS-06D		1.5~7bar	5° ~60° C	6.1N	12.2N	1.7N	3.4N	4mm	3Hz	0.7cm³	0.01s	0.01mm	27.8g	
OGS-10		2.5~8bar	5° ~60° C	18N	36N	14N	28N	4.6mm	3Hz	0.7cm³	0.01s	0.02mm	45g	
OGS-16		1.5~8bar	5° ~60° C	50N	100N	43N	86N	6.8mm	3Hz	3cm³	0.02s	0.02mm	129.1g	
OGS-20		1.5~8bar	5° ~60° C	106N	212N	93N	186N	10.4mm	2Hz	7cm³	0.05s	0.02mm	241.5g	

運用實例 APPLICATION EXAMPLE

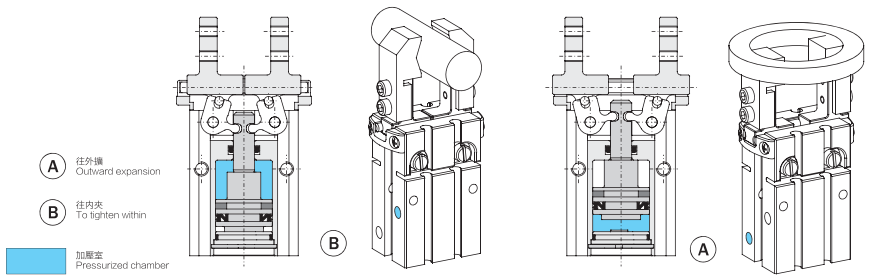

產品規格 PRODUCT SPECIFICATIONS

OGS-06A

尺寸(mm) ***Dimensions (mm)***

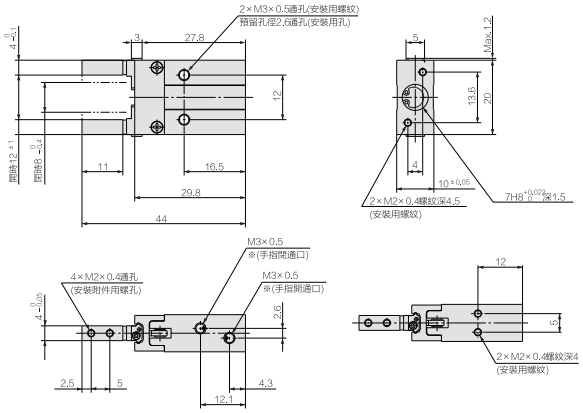

※單作用的場合，一側通口變成呼吸孔。

OGS-06D

尺寸(mm) ***Dimensions (mm)***

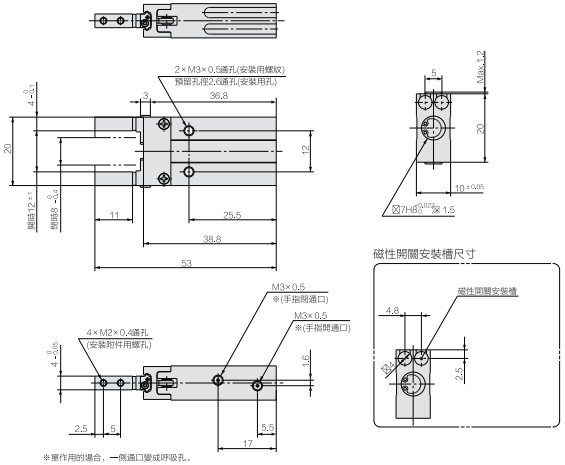

※單作用的場合，一側通口變成呼吸孔。

產品規格 PRODUCT SPECIFICATIONS

OGS-10

尺寸(mm) ***Dimensions (mm)***

A态下压缩空气：夹具打开。
B态下压缩空气：夹具关闭。

Compressed air in A: gripper opening.
Compressed air in B: gripper closing.

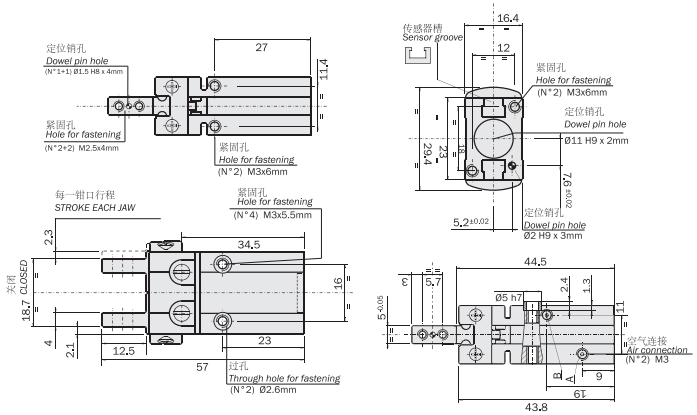

OGS-16

尺寸(mm) ***Dimensions (mm)***

A态下压缩空气：夹具打开。
B态下压缩空气：夹具关闭。

Compressed air in A: gripper opening.
Compressed air in B: gripper closing.

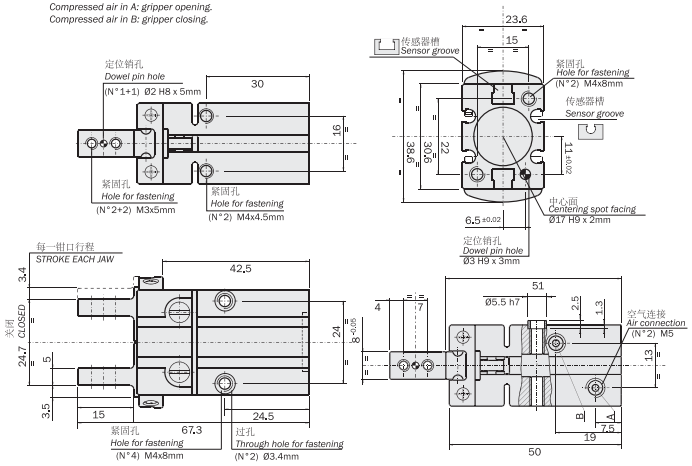

產品規格 PRODUCT SPECIFICATIONS

OGS-20

尺寸(mm) *Dimensions (mm)*

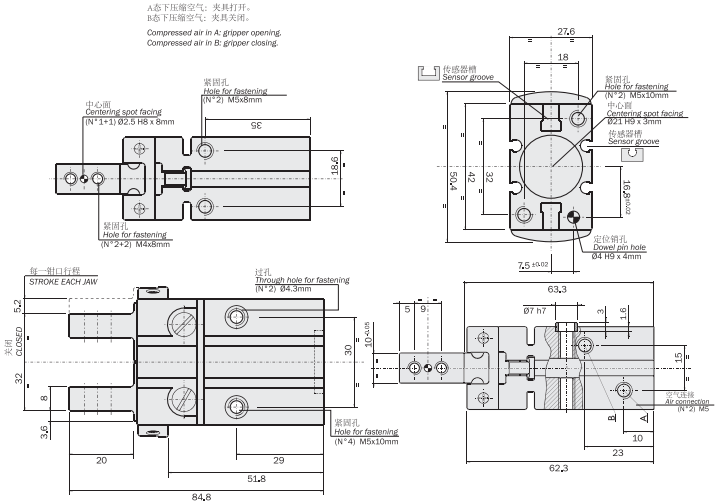

運用實例 APPLICATION EXAMPLE

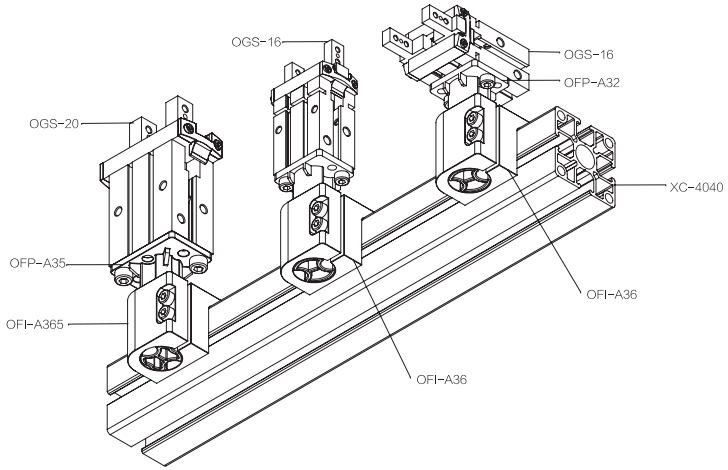

產品規格 PRODUCT SPECIFICATIONS

OGX 系列

雙鉗口平行自動校準氣動夾具OGX系列

- 雙動作
- 側隙專利調節系統。
- 壽命長，可靠性强，免維護。
- 不同的緊固選項。
- 可選的類磁傳感器。
- 彈簧關閉（-NC）或彈簧打開（-NO）選項。
- 食物級潤滑油FDA-H1。

2-jaw parallel-acting self-centering pneumatic gripper series OGX

- Double action.
- Exclusive backlash adjusting system.
- Long life and reliability,maintenance free.
- Different options for fastening.
- Optional proximity magnetic sensors.
- Spring closed(-NC) or spring open (-NO) option.
- FDA-H1 food-grade grease.

OGX-10S

OGX-16S

OGX-20S

型號 Model	介質 Medium	壓力範圍 Pressure range	溫度範圍 Pressure range	每一鉗口在6bar壓力下的打開夾力 Opening gripping force at 6 bar each jaw	8bar壓力下的打開總夾力 Opening total gripping force at 6 bar	每一鉗口在6bar壓力下的關閉夾力 Closing gripping force at 6 bar each jaw	6bar壓力下的關閉 Closing total gripping force at 6 bar	總行程 Total stroke	最大工作頻率 Maximum working frequency	循環空氣消耗量 Cycle air consumption	空載關閉時間 Closing time without load	重復精度 Repetition accuracy	重量 Weight	單價(元) Price(yuan)
OGX-10S	清潔壓縮空氣 Filtered Unlubricated Compressed air	2~8bar	5° ~60° C	11Ncm	22Ncm	8Ncm	16Ncm	2x20°	3Hz	0.7cm³	0.005s	0.04°	67.9g	
OGX-16S		2~8bar	5° ~60° C	45Ncm	90Ncm	36Ncm	72Ncm	2x20°	2Hz	3cm³	0.005s	0.04°	88g	
OGX-20S		2~8bar	5° ~60° C	89Ncm	178Ncm	78Ncm	156Ncm	2x20°	2Hz	6cm³	0.005s	0.04°	171g	

運用實例 APPLICATION EXAMPLE

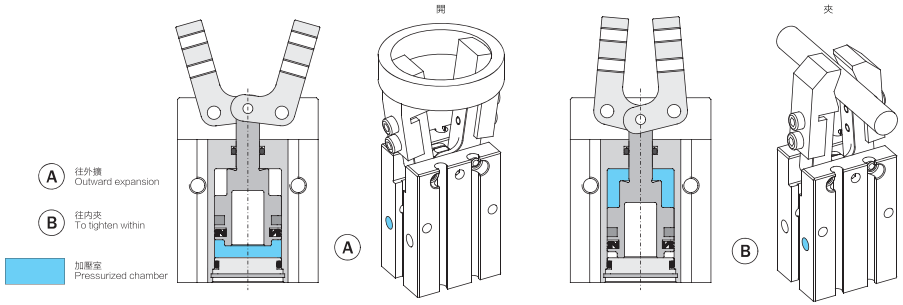

產品規格 PRODUCT SPECIFICATIONS

OGX-10S

尺寸(mm) ***Dimensions (mm)***

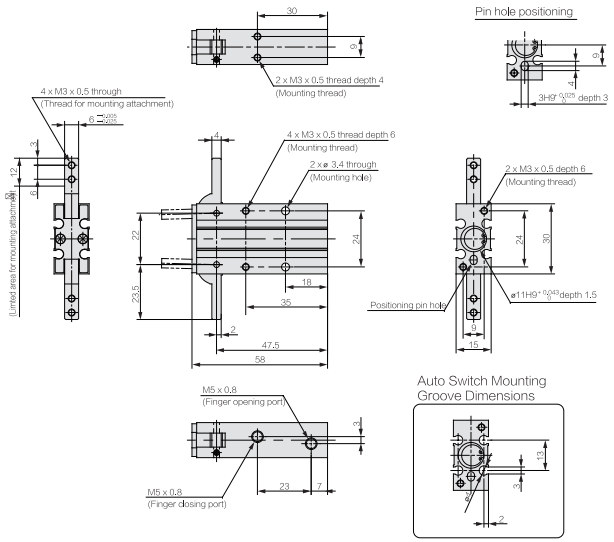

OGX-16S

尺寸(mm) ***Dimensions (mm)***

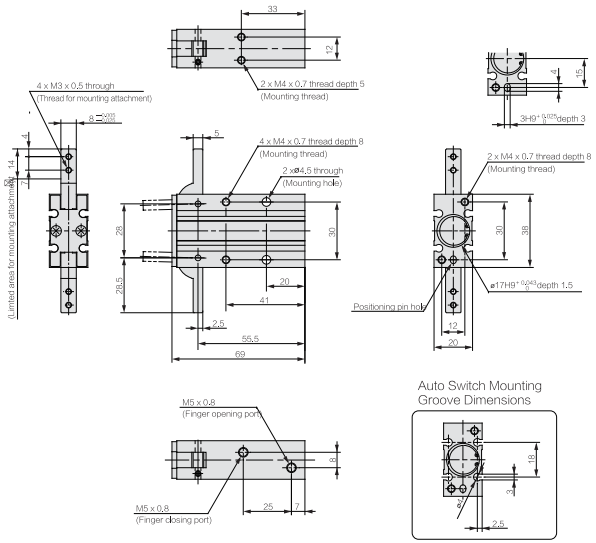

產品規格 PRODUCT SPECIFICATIONS

OGX-20S

尺寸(mm) ***Dimensions (mm)***

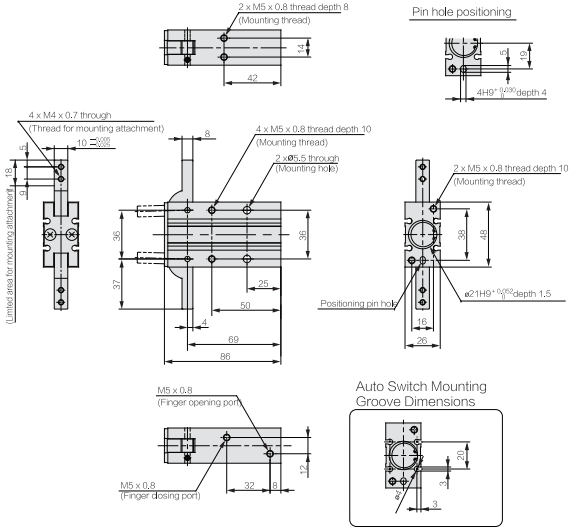

安裝實例 INSTALLATION EXAMPLE

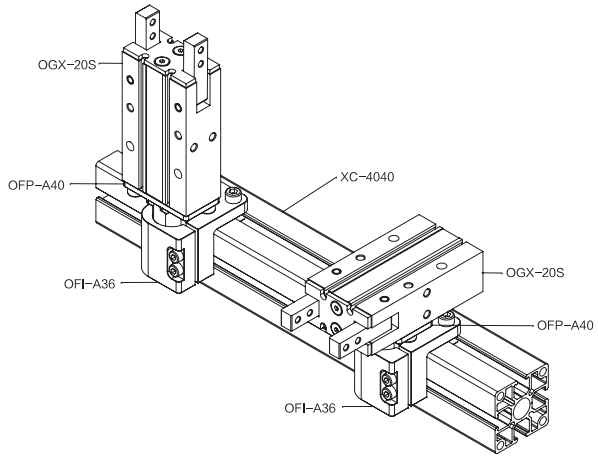

選型規則 SELECTION RULES

气球夹 Balloon clip

- 新型專利概念：手動空氣。
- 下行(CF-D) 或上行(CF-U)。
- 橡皮圈部分可由矽或EPDM制成。
- 夾取尺寸可從8 到 85 mm不等。
- 可選頂錐做中心。
- 可選的類磁傳感器。
- 多種安裝附件

- New concept for innovative air hands.
- Downward movement (CF-D), or Upward movement (CF-U).
- The elastic part can be in Silicone or EPDM.
- Grip diameters from 8 to 85 mm.
- Optional nose cones for centering.
- Optional proximity magnetic sensors.
- Several mounting accessories.

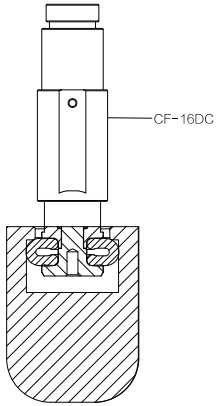

C	F	–	0	8	–	D	–	C	–	0	1

基本尺寸 Base diameter
08
10
12
14
16
18
22
27
33

動作方向 Actuation direction
D - 向下
U - 向上

空氣輸送 Air feeding
C-同軸空氣配備
L-側邊空氣配備

橡膠圈部分 Elastic part
01-白色硅膠
02-黑色橡膠

產品規格 PRODUCT SPECIFICATIONS

气球夹CF-D/CF-U系列 Balloon clip CF-D/CF-U series

型號 Model	CF-D/CF-U	T	單價(元) Price(yuan)
CF08-01	Φ8	-70° C-200° C	
CF08-02	Φ8		
CF10-01	Φ10		
CF10-02	Φ10		
CF12-01	Φ12		
CF12-02	Φ12		
CF14-01	Φ14		
CF14-02	Φ14		
CF16-01	Φ16		
CF16-02	Φ16		
CF18-01	Φ18		
CF18-02	Φ18		
CF22-01	Φ22		
CF22-02	Φ22		
CF27-01	Φ27		
CF27-02	Φ27		
CF33-01	Φ33		
CF33-02	Φ33		

矽橡膠或EPDM

- 彈性部件為白色矽膠或黑色 EPDM材質。
- 矽橡膠可提供較高的溫度範圍，確保較長的使用壽命。但是，有些場合卻不適用，由於他很難油漆和套在把柄部位。
- EPDM無需標記且耐摩擦。
- 采用矽橡膠或EPDM的橡膠圈可作為備件，磨損後可替換。
- EPDM制成的橡膠圈預計可使用50萬次。
- 矽橡膠制成的橡膠圈預計可使用100萬次。

Silicone or EPDM

- The elastic part can be in white silicone or black EPDM.
- Silicone can be used over a wider temperature range and assures a longer life time, but it is not suitable in some industries, because it makes it difficult to paint or to coat the parts that are touched.
- EPDM is mark-free and provides a higher coefficient of friction.
- The elastic part in Silicone or EPDM is available as a spare part and can be replaced, when worn out.
- The expected medium life time of the elastic part in EPDM is about 0.5 million cycles.
- The expected medium life time of the elastic part in Silicone is about 1 million cycles.

氣球夾具

硅橡膠或EPDM(橡膠圈部件)

核心椎體

- 核心椎體由尼龍制成，帶不銹鋼螺釘，作為可選備件。
- 尺寸大於33時，將會提供壹個過孔。

Centering cones

- Centering cones in nylon with the stainless screw, are available as an option.
- For the sizes larger than 33, they are also provided with a through hole.

型號 Model	ΦAD	ΦAE	ΦAG	MFD	MFU	重量 Weight	單價(元) Price(yuan)
CFC10	7.8	-	2.9	Φ10	Φ10	0.5g	
CFC12	10	-	3.5	Φ12	Φ12	1g	
CFC14	11.8	-	4.5	Φ14	Φ16	1g	
CFC18	15.5	-	6.5	Φ18	Φ18	1.5g	
CFC22	18.8	-	8	Φ22	Φ22	2g	
CFC27	21.3	-	9.5	Φ27	Φ27	5g	

CF-D/CF-U

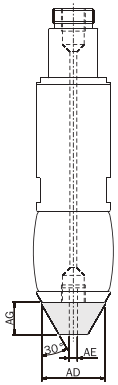

產品規格 PRODUCT SPECIFICATIONS

气球夹具CF-D系列 Balloon clip CF-D series

尺寸(mm) *Dimensions (mm)*

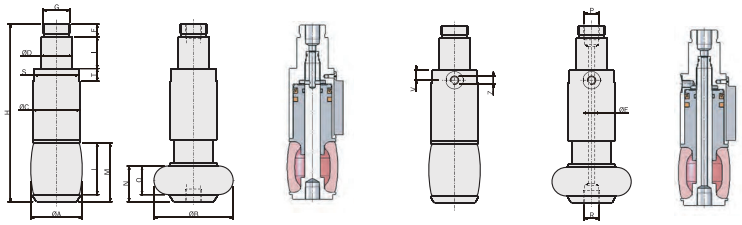

m [重量 - Weight]

型號 Model	m	ΦA	ΦB	ΦC	ΦD	ΦE	F	G	H	I	L	M	N	O	P	R	S	T	V	Z	X	ΦY	單價(元) Price(yuan)
CF-08DC01 CF-08DC02 CF-08DL01 CF-08DL02	15g 15g 15g 15g	8	11	14	14	- 15	5.5	M12x1	59.2	14	7	9.2	5.7	3.5	M5	M2	13	6	- 4.5	- M3	14.7	7.6	
CF-10DC01 CF-10DC02 CF-10DL01 CF-10DL02	16g 16g 16g 16g	10.5	13.5	14	14	- 15	5.5	M12x1	60.7	14	8.5	10.7	6.7	4.5	M5	M2	13	6	- 4.5	- M3	16.2	9.5	
CF-12DC01 CF-12DC02 CF-12DL01 CF-12DL02	17g 17g 17g 17g	13	17	14	14	- 2	5.5	M12x1	62	14	10.5	13	7.5	5	M5	M3	13	6	- 4.5	- M3	16.8	11.8	
CF-14DC01 CF-14DC02 CF-14DL01 CF-14DL02	17g 17g 17g 17g	15	19.5	14	14	- 2	5.5	M12x1	62.3	14	13	15.8	8.8	6	M5	M3	13	6	- 4.5	- M3	-	-	
CF-16DC01 CF-16DC02 CF-16DL01 CF-16DL02	17g 17g 17g 17g	18	21.5	14	14	- 2	5.5	M12x1	62.3	14	13	15.8	8.8	6	M5	M3	13	6	- 4.5	- M3	-	-	
CF-18DC01 CF-18DC02 CF-18DL01 CF-18DL02	28g 28g 28g 28g	19.5	24.5	18	14	- 2.5	5.5	M12x1	70.5	14	16.5	19.5	12	9	M5	M3	16	6	- 5.3	- M5	-	-	
CF-22DC01 CF-22DC02 CF-22DL01 CF-22DL02	43g 43g 43g 43g	24	31.5	21.5	14	- 2.5	5.5	M12x1	80	14	21	24.2	12.2	11	M5	M3	19	7	- 5.5	- M5	-	-	
CF-27DC01 CF-27DC02 CF-27DL01 CF-27DL02	79g 79g 79g 79g	28	37	25	20	- 3	8	M17x1	98	20	26	30	18	14	G1/8	M5	22	8	- 7	- M5	-	-	
CF-33DC01 CF-33DC02 CF-33DL01 CF-33DL02	118g 118g 118g 118g	34	45	30	20	- 4	8	M17x1	112	20	32.5	37	22.5	18	G1/8	G1/8	28	8	- 6.5	- M5	-	-	

產品規格 PRODUCT SPECIFICATIONS

气球夹具CF-U系列 Balloon clip CF-U series

尺寸(mm) *Dimensions (mm)*

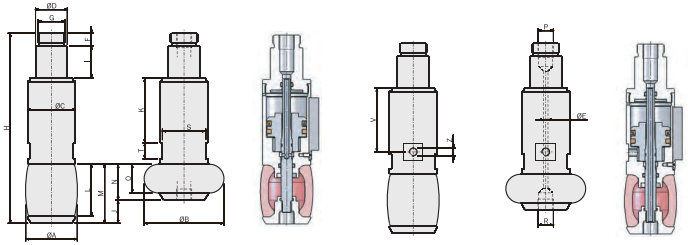

m [重量 - Weight]

型號 Model	m	ΦA	ΦB	ΦC	ΦD	ΦE	F	G	H	I	J	K	L	M	N	O	P	R	S	T	V	Z	X	ΦY	單價(元) Price(yuan)
CF-08UC01 CF-08UC02 CF-08UL01 CF-08UL02	16g 16g 16g 16g	8	11	14	14	- 1.1	5.5	M12x1	61.5	14	3.5	4	7	9.2	5.7	3.5	M5	M2	13	6	- 20	- M3	16.3	7.6	
CF-10UC01 CF-10UC02 CF-10UL01 CF-10UL02	17g 17g 17g 17g	10.5	13.5	14	14	- 1.1	5.5	M12x1	62.5	14	4	4	8.5	10.7	6.7	4.5	M5	M2	13	6	- 20.5	- M3	17.7	9.5	
CF-12UC01 CF-12UC02 CF-12UL01 CF-12UL02	18g 18g 18g 18g	13	17	14	14	- 1.3	5.5	M12x1	65	14	5.5	4	10.5	13	7.5	5	M5	M3	13	6	- 21.5	- M3	20	11.8	
CF-14UC01 CF-14UC02 CF-14UL01 CF-14UL02	20g 20g 20g 20g	15	19.5	14	14	- 1.3	5.5	M12x1	68.5	14	7	24.2	13	15.8	8.8	6	M5	M3	13	6	- 23.2	- M3	-	-	
CF-16UC01 CF-16UC02 CF-16UL01 CF-16UL02	20g 20g 20g 20g	18	21.5	14	14	- 1.3	5.5	M12x1	68.5	14	7	24.2	13	15.8	8.8	6	M5	M3	13	6	- 23.2	- M3	-	-	
CF-18UC01 CF-18UC02 CF-18UL01 CF-18UL02	35g 35g 35g 35g	19.5	24.5	18	14	- 1.3	5.5	M12x1	78	14	7.5	29	16.5	19.5	12	9	M5	M3	16	7	- 28	- M5	-	-	
CF-22UC01 CF-22UC02 CF-22UL01 CF-22UL02	50g 50g 50g 50g	24	31.5	21.5	14	- 1.8	5.5	M12x1	86.5	14	10	31.8	21	24.2	14.2	11	M5	M3	20	8	- 31.5	- M5	-	-	
CF-27UC01 CF-27UC02 CF-27UL01 CF-27UL02	100g 100g 100g 100g	28	37	25	20	- 2.5	8	M17x1	108	20	12	37.5	26	30	18	14	G1/8	M5	22	9	- 37	- M5	-	-	
CF-33UC01 CF-33UC02 CF-33UL01 CF-33UL02	130g 130g 130g 130g	34	45	30	20	- 2.8	8	M17x1	119	20	14.5	40.5	32.5	37	22.5	18	G1/8	G1/8	28	10	- 40	- M5	-	-	

產品規格 PRODUCT SPECIFICATIONS

夾具直径 Grip diameters

- 夾具尺寸可通過橡膠圈部件的公稱直徑的夾具代碼進行顯示。
- 每壹型號可在直徑最小值和最大值的範圍內工作。
- The gripper size is indicated in the gripper code with a nominal diameter of the elastic part.
- Each model can work in a diameter range between a minimum and a maximum value.

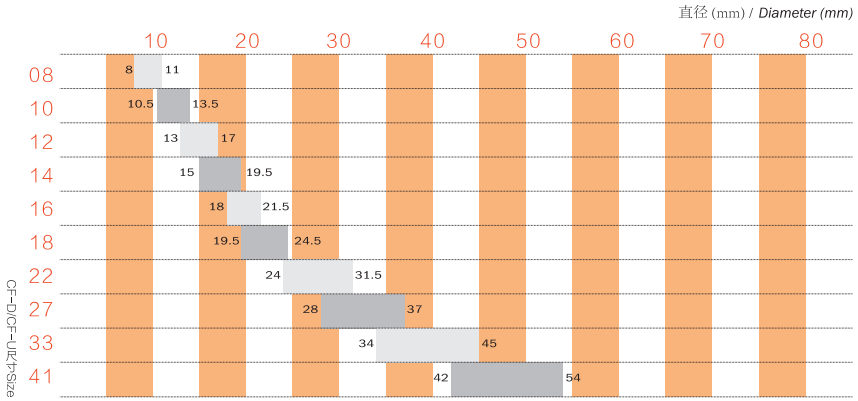

夾緊力Gripping force

- CF-D/CF-U夾具的力的輸出取決於幾個變量。
- 主要取決於拾取對象的直徑，同時也受表面修飾，摩擦系數及空氣壓力的影響。
- 圖表顯示了直徑(d)作用下的夾取對象的取出力(F)。
- 該數據是當夾具在6 bar空氣壓力供給下通過表面粗糙度為0,8 的鋁制環測得。
- 黑線代表的是EPDM材質的夾具，紅線代表的是矽膠材質的夾具。

- The force output of an CF-D/CF-U gripper depends on several variables.
- Mainly on the diameter of the picked object, but also on the surface finishing, the coefficient of friction and the air pressure.
- The graphs show the extraction force (F) on the gripped object as a function of its diameter (d).
- Measurements were performed with aluminum rings, with roughness Ra=0.8 while the grippers were fed with 6 bar compressed air.
- The black lines refer to the grippers in EPDM, while the red ones to the grippers in Silicone.

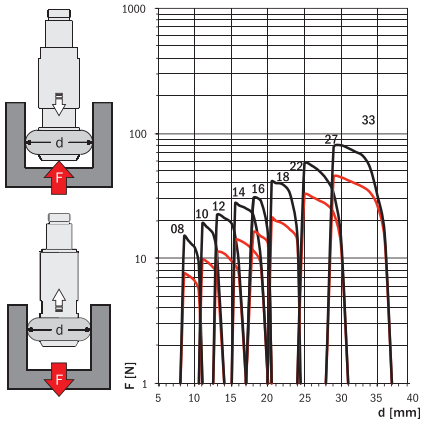

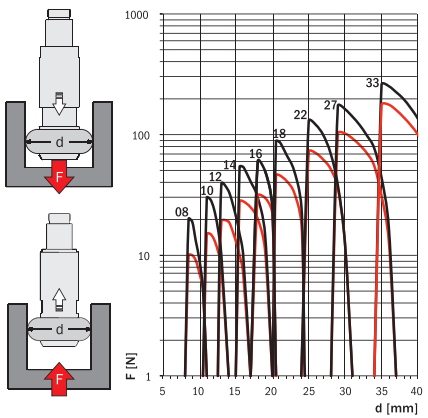

選型規則 SELECTION RULES

氣動撥指 Pneumatic finger

OFT OFP OFO OFO...G

型號訂購碼

OFT – 14 – 35 – S

類型 Type	外直徑 Diameter	行程 Trip	是否帶感應或膠墊 Other
OFT：行程35°	14：Φ14mm	35：35°	无：不帶感应
OFP：内藏式行程90°	20：Φ20mm	90：90°	S：带感应
OFO：行程95°	30：Φ30mm	95：95°	G：带胶垫
	50：Φ50mm		GS：带胶垫又带感应

所有產品規格及墊片可按客戶需求定制。
All product specifications and gaskets can be customized according to customer requirements.

產品規格 PRODUCT SPECIFICATIONS

OFT

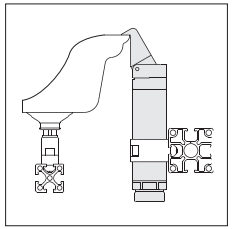

特點

- 手指爪可以穩固的掀起或者接觸到部件;
- 特別為難於抓取的部件設計;
- 氣動單程,彈簧回程功能;
- 延長桿用於加長;
- 可與模塊抓手系統完全兼容。

Characteristics

- The finger claws can be securely picked up or contacted with the components;
- Especially for difficult-to-grab parts design;
- Pneumatic one-way, spring return function;
- The extension rod is used for lengthening;
- It is fully compatible with the module gripper system.

OFP

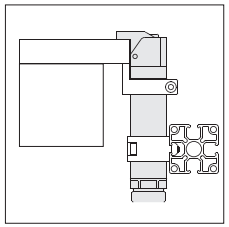

特點

- 抓手應用方案來穩定困難的部件;
- 通常用我們的ZTS和備用ANF手指導向來保護和定位。
- 氣動單程動作,彈簧復位功能;
- 延長桿用於加長;
- 可與模塊抓手系統完全兼容。

Characteristics

- Handle application to stabilize difficult parts;
- It is usually protected and positioned with our ZTS and alternate ANF finger guides.
- Pneumatic single-pass action, spring return function;
- The extension rod is used for lengthening;
- It is fully compatible with the module gripper system.

OFO

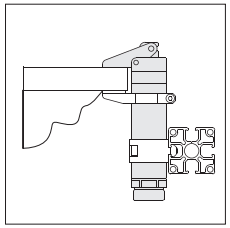

特點

- 為掀開和穩定厚邊而特別設計;
- 通常用ANS手指導向放在後面;
- 氣動單程,或者彈簧回程功能;
- 延長桿用於加長;
- 可與模塊化抓手系統完全兼容。

Characteristics

- Specially designed to open and stabilize thick edges;
- Usually with ANS finger guide placed behind;
- Pneumatic one-way, or spring return function;
- The extension rod is used for lengthening;
- Fully compatible with modular gripper systems.

OFO...G

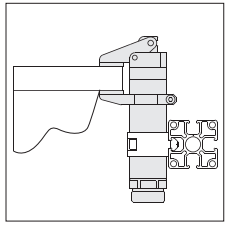

特點

- 為掀開和穩定厚邊而特別設計;
- 通常用ANS手指導向放在後面;
- 氣動單程,或者彈簧回程功能;
- 延長桿用於加長;
- 可與模塊化抓手系統完全兼容;
- 帶有膠墊，保護產品外觀。

Characteristics

- Specially designed to open and stabilize thick edges;
- Usually with ANS finger guide placed behind;
- Pneumatic one-way, or spring return function;
- The extension rod is used for lengthening;
- Fully compatible with modular gripper systems;
- With a rubber pad to protect the appearance of the product.

產品規格 PRODUCT SPECIFICATIONS

可單指操作的斜口氣動夾具OF系列
Oblique pneumatic clamp OF series capable of single finger operation

尺寸(mm) ***Dimensions (mm)***

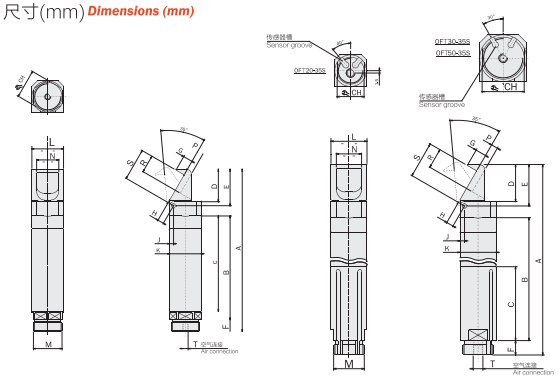

型號 Model	介質 Medium	夾具體 Gripper body	壓力範圍 Pressure range	溫度範圍 Temperature range	行程(±2) Stroke	活塞孔 Piston bore	6bar 壓力下的關閉扭矩 Closing toreque at 6 bar	循環空氣消耗量 Cycle air consumption	重量 Weight	單價(元) Price(yuan)
OFT14-35	已過濾潤滑型/未潤滑型壓縮空氣 Filtered lubricated/non lubricated compressed air	鋁制品 Aluminium	2.5÷8 bar	5÷60 bar	35°	Ø10mm	26 Ncm	0.4 cm^3	25 g	
OFT20-35						Ø16mm	100 Ncm	1.24 cm^3	65 g	
OFT20-35S						Ø16mm	100 Ncm	1.24 cm^3	86 g	
OFT30-35						Ø25mm	430 Ncm	4.56 cm^3	206 g	
OFT30-35S						Ø25mm	430 Ncm	4.56 cm^3	272 g	
OFT50-35						Ø40mm	1900 Ncm	43 cm^3	860 g	
OFT50-35S						Ø40mm	1900 Ncm	43 cm^3	1060 g	

斜口氣動夾具尺寸Diagonal pneumatic clamp size

型號 Model	A	B	C	D	E	F	G	H	J	K	L	M	N	P	R	S	T	CH
OFT14-35	74	44	40	14	16	5.5	4.5	3.4	2	Ø14	14	M12x1	10	2	6	13.5	M5	12
OFT20-35	106	68.5	63.5	20.5	23	8	6	3.9	2.5	Ø20	20	M17x1	14	3	11.5	20.2	M5	17
OFT30-35	153	100	92	30	34	11	8	6	4	Ø30	30	M27x1.5	22	5	17	30.5	M5	27
OFT50-35	235.5	139	127	49.5	56	25	14	10	6.5	Ø50	50	M45x1.5	38	7	26	50	G1/8"	46
OFT20-35S	136	98.8	41	20.5	23	8	6	3.9	2.5	Ø20	20	M17x1	14	3	11.5	20.2	M5	17
OFT30-35S	189	136	53	30	34	11	8	6	4	Ø30	30	M27x1.5	22	5	17	30.5	M5	27
OFT50-35S	280.5	184	57	49.5	56	25	14	10	6.5	Ø50	50	M45x1.5	38	7	26	50	G1/8"	46

產品規格 PRODUCT SPECIFICATIONS

可單指操作的斜口氣動夾具OF系列
Oblique pneumatic clamp OF series
capable of single finger operation

尺寸(mm) ***Dimensions (mm)***

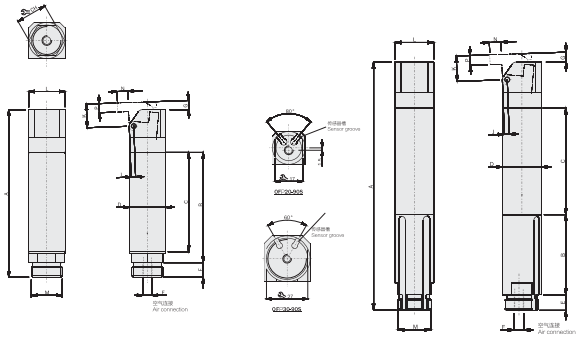

型號 Model	介質 Medium	夾具體 Gripper body	壓力範圍 Pressure range	溫度範圍 Temperature range	行程(±2°) Stroke	活塞孔 Piston bore	6bar 壓力下的關閉扭矩 Closing torque at 6 bar	循環空氣消耗量 Cycle air consumption	重量 Weight	單價(元) Price(yuan)
OFP14-90	已過濾潤滑型/未潤滑型壓縮空氣 Filtered lubricated/non lubricated compressed air	鋁制品 Aluminium	2.5÷8 bar	5÷60 bar	90°	Ø10mm	19 Ncm	1 cm^3	23 g	
OFP20-90						Ø16mm	70 Ncm	3.52 cm^3	60 g	
OFP30-90						Ø25mm	300 Ncm	12.9 cm^3	185 g	
OFP20-90S						Ø16mm	70 Ncm	3.52 cm^3	80 g	
OFP30-90S						Ø25mm	300 Ncm	12.9 cm^3	245 g	

斜口氣動夾具尺寸Diagonal pneumatic clamp size

型號 Model	A	B	C	D	E	F	G	J	K	L	M	N	P	CH
OFP14-90	63	42	38	Ø14	5.5	M5	8°	2	9	14	M12x1	4	04	12
OFP20-90	92	60.5	54.5	Ø20	8	M5	8°	2.5	13	20	M17x1	6	5	17
OFP30-90	134.5	90	82	Ø30	11	M5	8°	4	20	30	M27x1.5	11	6	27
OFP20-90S	122	41	49.5	Ø20	8	M5	8°	2.5	13	20	M17x1	6	5	17
OFP30-90S	170.5	53	73	Ø30	11	M5	8°	4	20	30	M27x1.5	11	6	27

產品規格 PRODUCT SPECIFICATIONS

可單指操作的斜口氣動夾具OF系列
Oblique pneumatic clamp OF series
capable of single finger operation

尺寸(mm) ***Dimensions (mm)***

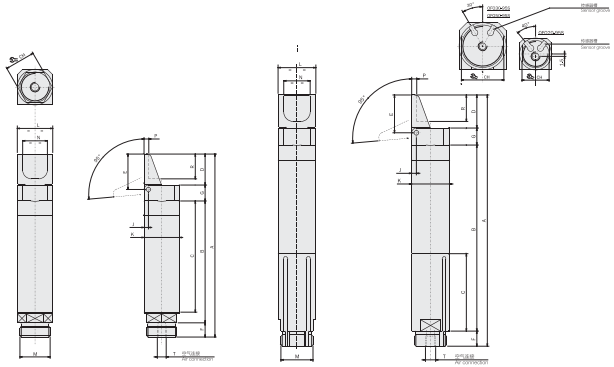

型號 Model	介質 Medium	夾具體 Gripper body	壓力範圍 Pressure range	溫度範圍 Temperature range	行程(±2°) Stroke	活塞孔 Piston bore	6bar 壓力下的關閉扭矩 Closing torque at 6 bar	循環空氣消耗量 Cycle air consumption	重量 Weight	單價(元) Price(yuan)
OFO08-95	已過濾潤滑型/未潤滑型壓縮空氣 Filtered lubricated/non lubricated compressed air	鋁制品 Aluminium	2.5÷8 bar	5÷60 bar	95°	Ø5.5mm	8 Ncm	0.4 cm^3	8g	
OFO10-95						Ø7mm	14 Ncm	0.7 cm^3	17g	
OFO14-95						Ø10mm	19 Ncm	1 cm^3	25 g	
OFO20-95						Ø16mm	70 Ncm	3.52 cm^3	60 g	
OFO20-95S						Ø16mm	70 Ncm	3.52 cm^3	81 g	
OFO30-95						Ø25mm	300 Ncm	12.9 cm^3	193 g	
OFO30-95S						Ø25mm	300 Ncm	12.9 cm^3	257 g	
OFO50-95						Ø40mm	1250 Ncm	80 cm^3	790 g	
OFO50-95S						Ø40mm	1250 Ncm	80 cm^3	990 g	

斜口氣動夾具尺寸Diagonal pneumatic clamp size

型號 Model	A	B	C	D	E	F	G	J	K	L	M	N	P	R	CH	T
OFO08-95	55.5	34	30	8.5	10	5	8	1.6	Ø8	8	M8x1	6	1.6	6	7	M5
OFO10-95	65	40	35	10	12	5	10	2	Ø10	10	M10x1	7	2	8	9	M5
OFO14-95	72	41	40	12	14	5.5	10.5	2	Ø14	14	M12x1	10	2	19	12	M5
OFO20-95	103	68.5	62.5	17.5	20	8	9	2.5	Ø20	20	M17x1	14	3	14	17	M5
OFO30-95	147	100	92	25	29	11	12	4	Ø30	30	M27x1.5	22	5	21	27	M5
OFO50-95	227.5	139	114	41.5	48	25	12	6.5	Ø50	50	M45x1.5	38	7	34	46	G1/8"
OFO20-95S	133	98.5	41	17.5	20	8	9	2.5	Ø20	20	M17x1	14	3	14	17	M5
OFO30-95	184	136	53	25	29	11	12	4	Ø30	30	M27x1.5	22	5	21	27	M5
OFO50-95S	272.5	184	57	41.5	48	25	12	6.5	Ø50	50	M45x1.5	38	7	34	46	G1/8"

產品規格 PRODUCT SPECIFICATIONS

可單指操作的斜口氣動夾具OF系列
Oblique pneumatic clamp OF series
capable of single finger operation

尺寸(mm) *Dimensions (mm)*

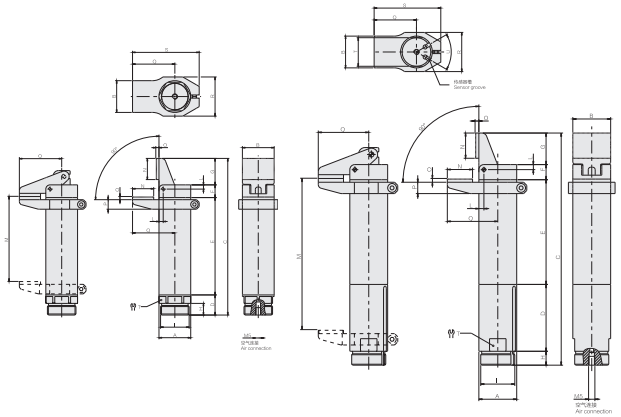

型號 Model	介質 Medium	夾具體 Gripper body	壓力範圍 Pressure range	溫度範圍 Temperature range	行程(±2°) Stroke	活塞孔 Piston bore	6bar 壓力下的關閉扭矩 Closing toreque at 6 bar	循環空氣消耗量 Cycle air consumption	重量 Weight	單價(元) Price(yuan)
OFO14-95G	已過濾潤滑型/未潤滑型壓縮空氣 Filtered lubricated/non lubricated compressed air	鋁制品 Aluminum	2.5÷8 bar	5÷60 bar	95°	Ø10mm	19 Ncm	1 cm^3	30 g	
OFO20-95G						Ø16mm	70 Ncm	3.52 cm^3	80 g	
OFO20-95GS						Ø16mm	70 Ncm	3.52 cm^3	100 g	
OFO30-95G						Ø25mm	300 Ncm	12.9 cm^3	230 g	
OFO30-95GS						Ø25mm	300 Ncm	12.9 cm^3	300 g	
OFO50-95G						Ø40mm	500 Ncm	16 cm^3	860 g	
OFO50-95GS						Ø40mm	500 Ncm	16 cm^3	1090 g	

斜口氣動夾具尺寸Diagonal pneumatic clamp size

型號 Model	A	B	C	D	E	F	G	H	I	L	M	N	O	P	Q	R	S	T	U
OFO14-95G	Ø14	14	72	9.5	40	10.5	12	5.5	M12x1	2	34	11	2.5	7.5	19	19	32	12	
OFO20-95G	Ø20	20	103	13	63.5	9	17.5	8	M17x1	2.5	53	15	2.5	7	27.5	25	43.5	17	
OFO20-95GS	Ø20	20	133	41	57.5	9	17.5	8	M17x1	2.5	88	15	2.5	7	27.5	25	43.5	17	
OFO30-95G	Ø30	30	148	19	92	12	25	11	M27x1.5	4	80	20	3	9	40	37	63	27	60°
OFO30-95GS	Ø30	30	184	53	83	12	25	11	M27x1.5	4	121	20	3	9	40	37	63	27	80°
OFO50-95G	Ø50	50	228.5	44	114	22	42	24	M45x1.5	6.5	128	35	4.5	12	66.5	58	102.5	30	
OFO50-95GS	Ø50	50	272.5	57	114	22	42	25	M45x1.5	6.5	172	35	4.5	12	66.5	58	102.5	46	60°

產品規格 PRODUCT SPECIFICATIONS

RFP系列

RFP

- 單動塑料手指。
- 通過HNBR的軟墊或者NBR、矽膠。
- 橡膠材質的O型圈與產品進行軟接觸。
- 若幹安裝附件。
- 磁傳感器和相應的安裝支架為可選項。
- 食物級潤滑油FDA-H1

- Single acting.
- Plastic finger.
- Soft contac by HNBR pads or O-Rings in NBR, Silicone or viton.
- Several mounting accessories.
- Magnetic sensors and relevant mounting brackets as option.
- Food grade grease FDA-H1.

RFPC20V RFP20S RFP20N RFP20P

尺寸(mm) *Dimensions (mm)*

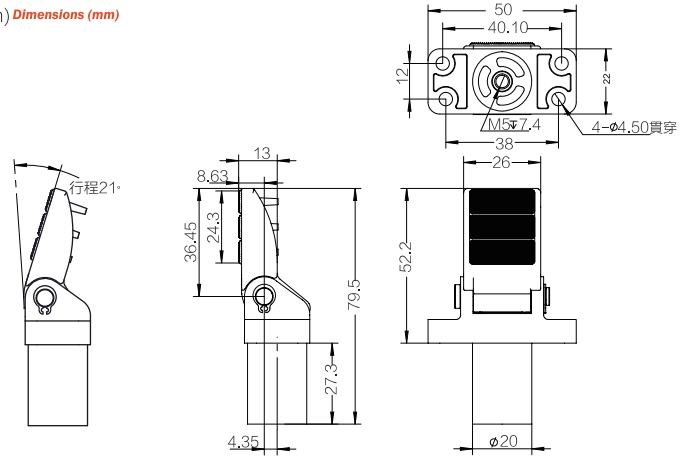

型號 Model	材質 Material	膠墊表面 Surface	介質 Medium	壓力範圍 Pressure range	溫度範圍 Temperature range	行程 Stroke	活塞孔 Piston bore	6 bar壓力下的關閉扭矩 Closing torque at 6 bar	循環空氣消耗量 Cycle air consumption	重量 Weight	單價(元) Price(yuan)
RFP20V-N/S	-N:NBR -S:矽橡膠 silicone	網面 Mesh	已過濾潤滑型/未潤滑型壓縮空氣 Filtered lubricated/non lubricated compressed air	2÷8bar	5° C÷60° C	21°	16mm	100Ncm	1.08cm^3	37g	
RFP20S-N/S		光面 Glossy				21°	16mm	100Ncm	1.08cm^3	37g	
RFP20N-N/S		網面 Mesh				21°	16mm	100Ncm	1.08cm^3	37g	
RFP20P-N/S		光面 Glossy				21°	16mm	100Ncm	1.08cm^3	37g	

產品規格 PRODUCT SPECIFICATIONS

RFP

- 單動塑料手指
- 通過HNBR的軟墊或者NBR、矽膠、
- 橡膠材質的O型圈與產品進行軟接觸。
- 若幹安裝附件。
- 磁傳感器和相應的安裝支架為可選項。
- 食物級潤滑油FDA-H1

- Single acting
- Plastic finger.
- Soft contac by HNBR pads or O-Rings in NBR, Silicone or viton.
- Several mounting accessories.
- Magnetic sensors and relevant mounting brackets as option.
- Food grade grease FDA-H1.

RFP21V RFP21S RFP21N RFP21P

尺寸(mm) ***Dimensions (mm)***

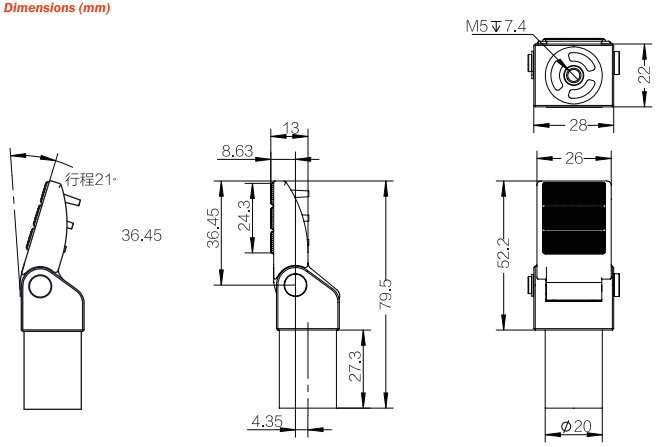

型號 Model	材質 Material	膠墊表面 Surface	介質 Medium	壓力範圍 Pressure range	溫度範圍 Temperature range	行程 Stroke	活塞孔 Piston bore	6 bar壓力下的關閉扭矩 Closing torque at 6 bar	循環空氣消耗量 Cycle air consumption	重量 Weight	單價(元) Price(yuan)
RFP21V-N/S	-N:NBR -S:矽橡膠 silcone	網面 Mesh	已過濾、潤滑型壓縮空氣 (未潤滑型需加裝油霧器) Filtered lubricated type compressed air (Non-lubricated type requires an oil mist lubricator)	2÷8bar	5° C÷60° C	21°	16mm	100Ncm	1.08cm³	35g	
RFP21S-N/S		光面 Glossy				21°	16mm	100Ncm	1.08cm³	35g	
RFP21N-N/S		網面 Mesh				21°	16mm	100Ncm	1.08cm³	35g	
RFP21P-N/S		光面 Glossy				21°	16mm	100Ncm	1.08cm³	35g	

選型規則 SELECTION RULES

OGR針式夾爪 OGR pin jaws

OGR 12 OGR 25 OGR 36

OGR – 12 – DS

類型 Type
OGR

規格 Specifications
12
15
25
28
42

其他 Other
DS帶伸縮杆 無

適用領域 APPLY TO

裝夾多孔的原材料和半成品
Clamping porous raw materials and semi-finished products

- 幹燥復合紡織物，如在RTM工藝中
- 粘性熱固性半固化片材料
- 剛性熱固短型和長型纖維材料，包括SMC、BMC、和LFT
- 熱塑性部件，包括有機片材
- 已固化的半成品和成品工件

- Dry composite textiles, as in the RTM process
- Viscous thermosetting prepreg material
- Rigid thermoset short and long fiber materials, including SMC, BMC, and LFT
- Thermoplastic parts, including organic sheets
- Cured semi-finished and finished parts

適合復合材料半成品和固化工件的搬運解決方案
Handling solutions for composite semi-finished and cured workpieces

- 針式吸盤適用於安全搬運多空、復合材料半成品以及預制件應用實例：從切割臺上取下疏松的堆疊件以及搬運預制件。
- 復合式吸盤內置真空發生裝置，抽吸速率大，可安全且輕柔地搬運多孔復合材料，不會影響纖維取向。應用實例：從切割臺上或預成型系統中吸取工件。

- Needle suction cups are suitable for safe handling of long and short, composite semi-finished products and prefabricated applications: removing loose stacks from the cutting table and handling preforms, for example in the automotive industry.
- The composite suction cup has a built-in vacuum generator that provides a high suction rate and safe and gentle handling of the porous composite without affecting fiber orientation. Application example: Extracting workpieces from a cutting table or a preforming system, for example application in the aerospace industry.

產品規格 PRODUCT SPECIFICATIONS

OGR 25

OGR 25

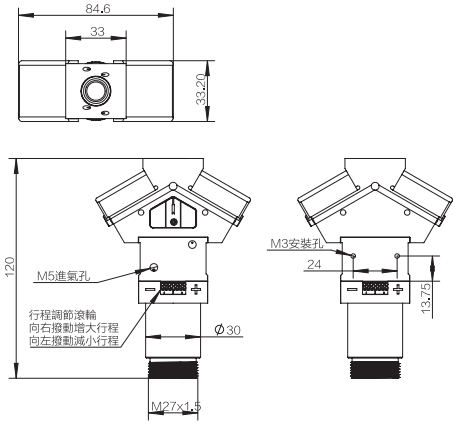

OGR 28

OGR 28

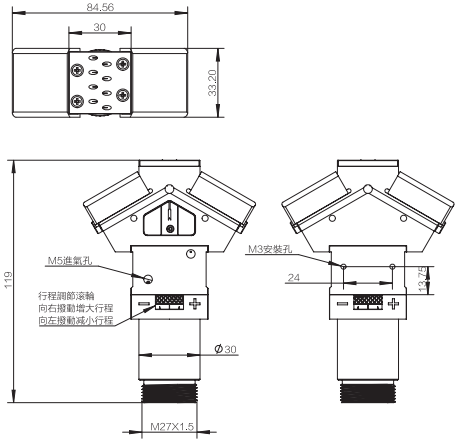

型號 Model	介質 Medium	壓力範圍 Pressure range	溫度範圍 Temperature range	6bar 壓力下打開總夾取力 Opening total gripping force at 6bar	針狀行程 Needle stroke	循環空氣消耗量 Cycle air consumption	重量 Weight	單價(元) Price (yuan)
OGR 25	已過濾，潤滑型/未潤滑型壓縮空氣 Filtered, lubricated/ unlubricated compressed air	3÷8bar	5° C~60° C	90N	1~7mm	3.5m³	165g	
OGR 28							270g	

產品規格 PRODUCT SPECIFICATIONS

OGR-10RT



- 带定位功能，可精准定位产品。
- 附加无接触吸盘功能，可平整吸附纺织品。
- 用于处理非刚性和高度多孔材料的针夹（主要是纺织品）。
- 处理使用真空难以握住的材料复合纺织品，羊毛，过滤材料，绝缘和泡沫材料等。

- With positioning function, can accurately locate the product.
- With the function of non-contact suction cup, it can flatly adsorb textiles.
- Needle clips for handling non-rigid and highly porous materials (mainly textiles).
- Processing using vacuum difficult to hold materials composite textiles, wool, filter materials, insulation and foam materials, etc.

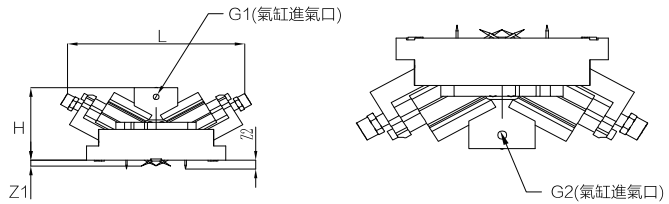

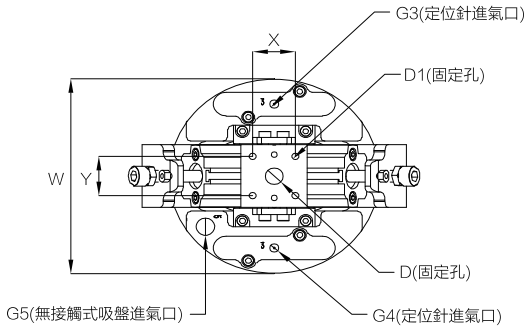

型號 model	尺寸 dimension (mm)													
	W	G1	G2	G3	G4	G5	D	D1	H	L	X	Y	Z1	Z2
OGR-10RT	100	M5	M5	M5	M5	G1/8	G1/8	M4	56	149	20	20	7	9

型號 Model	介質 Medium	壓力範圍 Pressure range	溫度範圍 Temperature range	6bar 壓力下打開總夾取力 Opening total gripping force at 6bar	針狀行程 Needle stroke	循環空氣消耗量 Cycle air consumption	重量 Weight	單價(元) Price (yuan)
OGR-10RT	已過濾，潤滑型/未潤滑型壓縮空氣 Filtered, lubricated/ unlubricated compressed air	3÷8bar	5° C~60° C	90N	1~7mm	3.5m³		

產品規格 PRODUCT SPECIFICATIONS

OGR 12

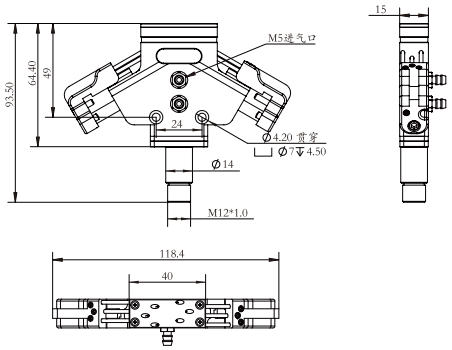

OGR 15

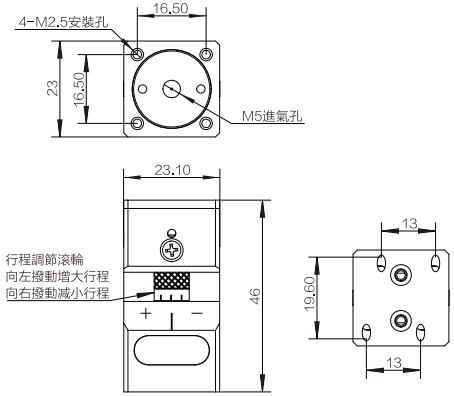

型號 Model	介質 Medium	壓力範圍 Pressure range	溫度範圍 Temperature range	6bar 壓力下打開總夾取力 Opening total gripping force at 6bar	針狀行程 Needle stroke	循環空氣消耗量 Cycle air consumption	重量 Weight	單價(元) Price (yuan)
OGR 12	已過濾，潤滑型/未潤滑型壓縮空氣 Filtered, lubricated/unlubricated compressed air	3÷8bar	5° C~60° C	60N	1-7mm	3.5m³	165g	
OGR 15		3÷8bar	5° C~60° C	400N	0-4mm	0.6m³		

產品規格 PRODUCT SPECIFICATIONS

OGR-36

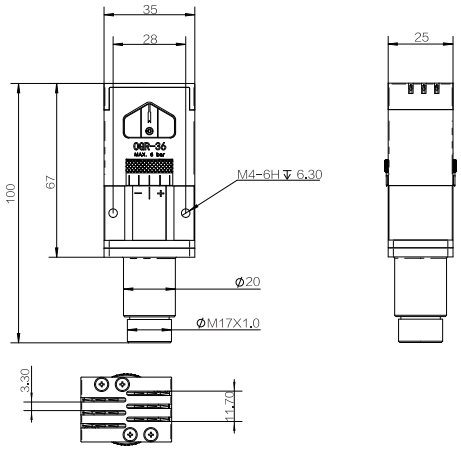

OGR-36-DS（带伸缩杆）

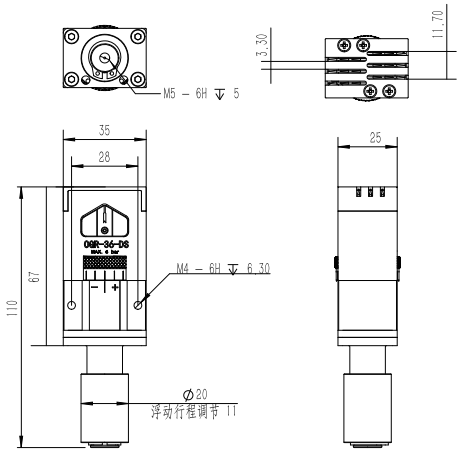

型號 Model	介質 Medium	壓力範圍 Pressure range	溫度範圍 Temperature range	6bar 壓力下打開總夾取力 Opening total gripping force at 6bar	針狀行程 Needle stroke	循環空氣消耗量 Cycle air consumption	重量 Weight	單價(元) Price (yuan)
OGR 36	已過濾，潤滑型/未潤滑型壓縮空氣 Filtered, lubricated/unlubricated compressed air	3÷8bar	5° C~60° C	400N	0-4mm	0.6m³		
OGR 36DS		3÷8bar	5° C~60° C	400N	0-4mm	0.6m³		

產品規格 PRODUCT SPECIFICATIONS

OGR 42

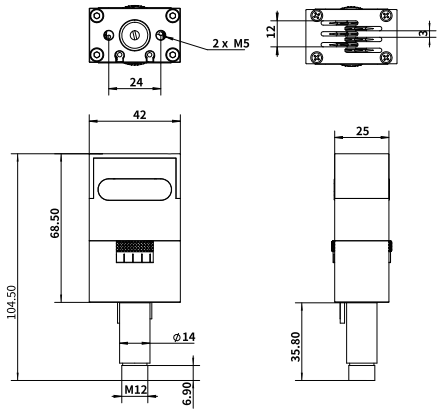

OGR 42DS（带伸缩杆）

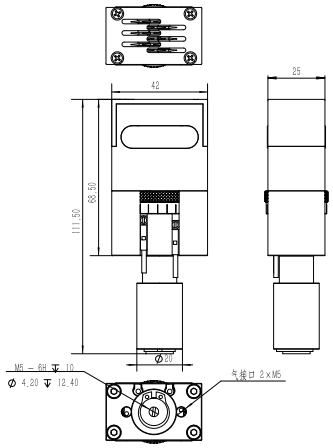

型號 Model	介質 Medium	壓力範圍 Pressure range	溫度範圍 Temperature range	6bar 壓力下打開總夾取力 Opening total gripping force at 6bar	針狀行程 Needle stroke	循環空氣消耗量 Cycle air consumption	重量 Weight	單價(元) Price（yuan）
OGR 42	已過濾，潤滑型/未潤滑型壓縮空氣 Filtered, lubricated/unlubricated compressed air	3÷8bar	5° C~60° C	110N	1~5mm	3.5m³		
OGR 42DS		3÷8bar	5° C~60° C	110N	1~5mm	3.5m³		

產品規格 PRODUCT SPECIFICATIONS

治具定位器 Die Positioner

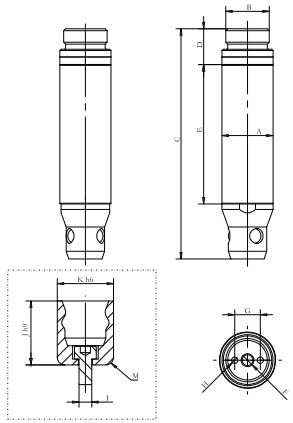

型號 Model	釋放前無壓縮空氣車時的最大軸向載荷 Maximum axial load without compressed air before releasing	破裂前有壓縮空氣時的最大軸向載荷 Maximum axial load without compressed air before releasing	壓力範圍 Pressure range	溫度範圍 Temperature range	單價(元) Price(yuan)
OGJ20-B	600N	750N	2÷8bar(NO)	5÷60° C	
OGJ30-B	1400N	1500N	4.5÷8bar(NC)		

型號 Model	A	B	C	D	E	F	G	H	單價(元) Price(yuan)
OGJ20-A	Ø20	M17x1.0	91	33	58	M5	16	Ø2.5↧2.5	
OGJ30-A	Ø30	M27x1.0	133.5	43.5	90	M6	26	Ø2.5↧2.5	

型號 Model	I	J	K	L	M	單價(元) Price(yuan)
OGJ20-C	G1/8	2.5	22	7.7	R3	
OGJ30-C	G1/8	3.2	34	9.0	R3	

運用實例 APPLICATION EXAMPLE



產品規格 PRODUCT SPECIFICATIONS

治具定位器 Die positioner





型號 Model	釋放前無壓縮空氣車時的最大軸向載荷 Maximum axial load without compressed air before releasing	破裂前有壓縮空氣時的最大軸向載荷 Maximum axial load without compressed air before releasing	壓力範圍 Pressure range	溫度範圍 Temperature range	單價(元) Price(yuan)
OGG19-B	0N	2000N	2÷8bar(NO)	5÷60° C	
OGG21-B	600N	2000N	4÷8bar(NC)		
OGG30-B	1400N	5000N	4.5÷8bar(NC)		

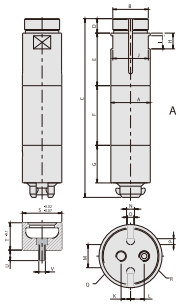

型號 Model	A	B	C	D	E	F	G	H	I	J	K	L	M	N	O	P	Q	R	重量 Weight	單價(元) Price(yuan)
OGG19-A	Ø20	M17x1	70.5	8	32	4	19.5	10	8	18	0	–	–	–	–	–	M5	–	85g	
OGG21-A	Ø20	M17x1	96.5	8	28	34	19.5	10	8	18	2.8	4.6	6	3.8	3	2.8	M3	M3	118g	
OGG30-A	Ø30	M27x1.5	136	11	40	45.4	28.6	12	10	27	4.5	6.5	11	3.8	3	2.8	M5	M5	390g	

產品規格 PRODUCT SPECIFICATIONS

可單指操作的彈性模塊 One fihger elastic module

RFD

- 帶彈簧復位功能的單壹動作。
- 可夾取直徑20mm的物件。
- 多種安裝組件，模塊化。

- Single acting with spring reset.
- Clamplble Φ20mm body.
- Several mounting accessories,modularity.

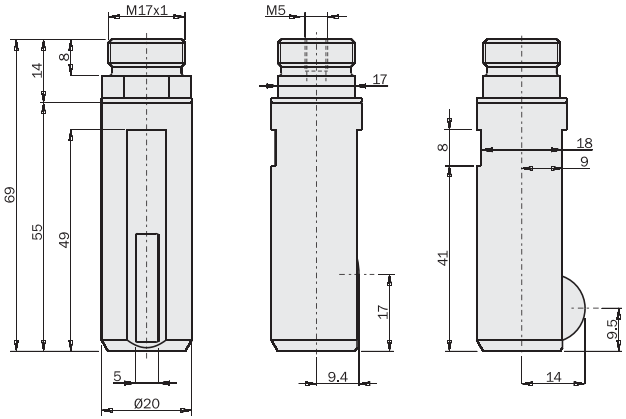

型號 Model	介質 Medium	壓力範圍 Pressure range	溫度範圍 Temperature range	拉力 Force	6 bar 壓力下的行程 6 bar stroke	最大工作頻率 Maximum working frequency	循環空氣消耗量 Cycle air consumption	重量 Weight	單價(元) Price (yuan)
RFD20	已过滤，润滑型/未润滑型压缩空气 Filtered,lubricated/non lubricated compressed air	3÷8bar	5° C÷60° C	0÷145N	4.5mm	2Hz	3cm³	40g	

運用實例 APPLICATION EXAMPLE







產品規格 PRODUCT SPECIFICATIONS

OFC

單一動作的不可旋轉迷你氣缸

- 活塞孔: 10mm, 16mm, 25mm.
- 行程: 10mm, 20mm, 30mm.
- 一些夾子用的配件如OFI等需要安裝在外部(1).
- 一些配件需要安裝在活塞杆上(2).
- 可選:傳感器和鉗夾(3).
- 食物級潤滑油FDA-H1.

General purpose, single-acting, anti-rotation mini cylinders

- Piston bore: 10mm, 16mm, 25mm.
- Stroke: 10mm, 20mm, 30mm.
- Several accessories OFI... for the clamp mounting on the external diameter (1).
- Several accessories to be mounted on the rod (2).
- Optional sensors and clamps (3).
- Food grade grease FDA-H1.


(1)


(2)

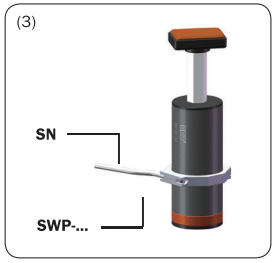

(3)



型號 Model	介質 Medium	壓力範圍 Pressure range	溫度範圍 Temperature range	行程 Stroke	活塞孔 Piston bore	0 bar壓力下的關閉扭矩 Closing force at 0 bar	6 bar壓力下的開啓扭矩 Opening force at 6 bar	循環空氣消耗量 Cycle air consumption	重量 Weight	單價(元) Price (yuan)
OFC14-10	已過濾、潤滑型/未潤滑型壓縮空氣 Filtered, lubricated or non lubricated compressed air	2 ÷ 8 bar	5° ÷ 60° C	10 mm	Ø10 mm	4 N	43N	1 cm^3	20g	
OFC20-20		2 ÷ 8 bar	5° ÷ 60° C	20 mm	Ø20 mm	8N	113N	4 cm^3	40g	
OFC30-30		2 ÷ 8 bar	5° ÷ 60° C	30 mm	Ø30 mm	23N	271N	15 cm^3	85g	

產品規格 PRODUCT SPECIFICATIONS

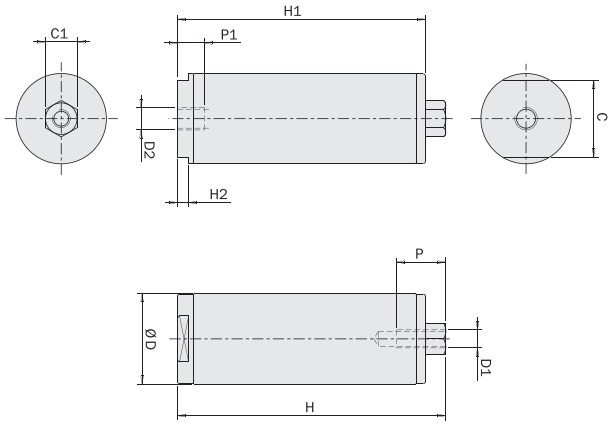

型號 Model	C (mm)	C1 (mm)	D (mm)	D1 (mm)	D2 (mm)	H (mm)	H1 (mm)	H2 (mm)	P (mm)	P1 (mm)	單價(元) Price(yuan)
OFC14-10	12	5.5	Ø14	M3	M5	50	45.5	2.5	7	6	
OFC20-20	17	7	Ø20	M4	M5	59.5	55	2.5	9	6	
OFC30-30	27	7	Ø30	M4	M5	75	70.5	2.5	9	6	

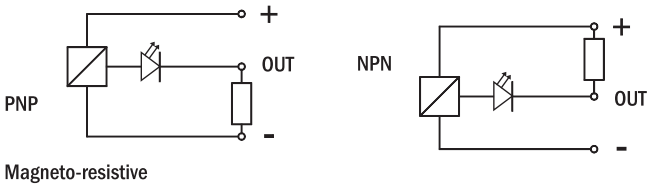

SN	
OSS203M-PNP	電纜 2.5m / 2.5m cable
OSS203M-NPN	電纜 2.5m / 2.5m cable
OSG203M-PNP	連接器 M8 / Snap M8 plug connector
OSG203M-NPN	連接器 M8 / Snap M8 plug connector

產品規格 PRODUCT SPECIFICATIONS

OFC	SWP
OFC14-10	SWP-014
OFC20-20	SWP-020
OFC30-30	SWP-030

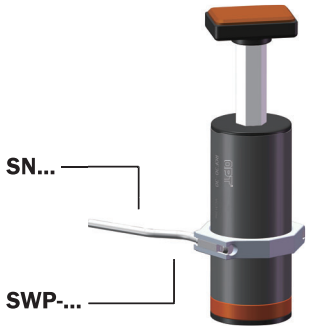

運用實例 APPLICATION EXAMPLE

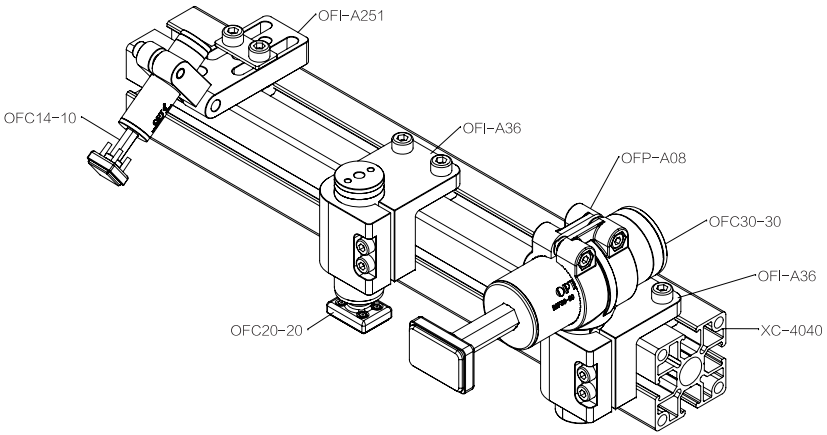

選型規則 SELECTION RULES



O	Z	3	2	R	P	U	0	1

产品系列号
Model
08-10-12-14-16-18-22-27-33

夾頭部分
Chuck part
PU
PUW
CSI
MSI帶电感线
SW
S
R
RR

尾座部分
Tailstock part
01
20
35

適用領域 APPLY TO

適用行業：注塑、汽車；
應 用 於：大型汽車內飾、板金的取件、固定、夾取等工作。
備　　註：外觀結構可根據客户需求而定制。

Applicable industries: injection molding, automotive;
Applicable to: large car interiors, sheet metal pick-up, fixing, clamping and so on.
Note: The appearance structure can be customized according to customer needs.

型號 Model	行程(±2°) Stroke	每一鉗口在6bar 壓力下的扭矩 gripping torque at 6 bar each jaw	氣動接口 Pneumatic interface	重量 Weight	單價 Price
OZ32R PU	-	375N	G1/8	567.4	
OZ32R PU-01	-	375N	G1/8	456	
OZ32R PU-20	20	375N	G1/8	1275.4	
OZ32R PU-35	35	375N	G1/8	1536.7	
OZ32R PUW	-	375N	G1/8	608.7	
OZ32R PUW-01	-	375N	G1/8	497.7	
OZ32R PUW-20	20	375N	G1/8	1316.7	
OZ32R PUW-35	35	375N	G1/8	1578	
OZ32R CSI	-	375N	G1/8	581	
OZ32R CSI-01	-	375N	G1/8	470	
OZ32R CSI-20	20	375N	G1/8	1286.4	
OZ32R CSI-35	35	375N	G1/8	1569	
OZ32R MSI	-	375N	G1/8	590	
OZ32R MSI-01	-	375N	G1/8	479	
OZ32R MSI-20	20	375N	G1/8	1298	
OZ32R MSI-35	35	375N	G1/8	1559.3	
OZ32R SW	-	375N	G1/8	578.7	
OZ32R SW-01	-	375N	G1/8	467.7	
OZ32R SW-20	20	375N	G1/8	1286.7	
OZ32R SW-35	35	375N	G1/8	1548	
OZ32R S	-	375N	G1/8	567.4	
OZ32R S-01	-	375N	G1/8	456.4	
OZ32R S-20	20	375N	G1/8	1275.4	
OZ32R S-35	35	375N	G1/8	1536.7	
OZ32R R	-	375N	G1/8	567.1	
OZ32R R-01	-	375N	G1/8	456.1	
OZ32R R-20	20	375N	G1/8	1275.1	
OZ32R R-35	35	375N	G1/8	1536.4	
OZ32R-01	-	375N	G1/8	458.6	
OZ32R	-	375N	G1/8	570	
OZ32R-20	20	375N	G1/8	1278	
OZ32R-35	35	375N	G1/8	1539.3	

產品規格 PRODUCT SPECIFICATIONS

01系列

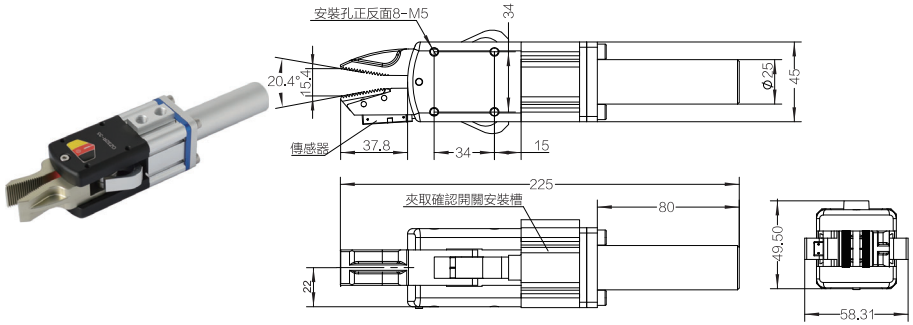

20系列

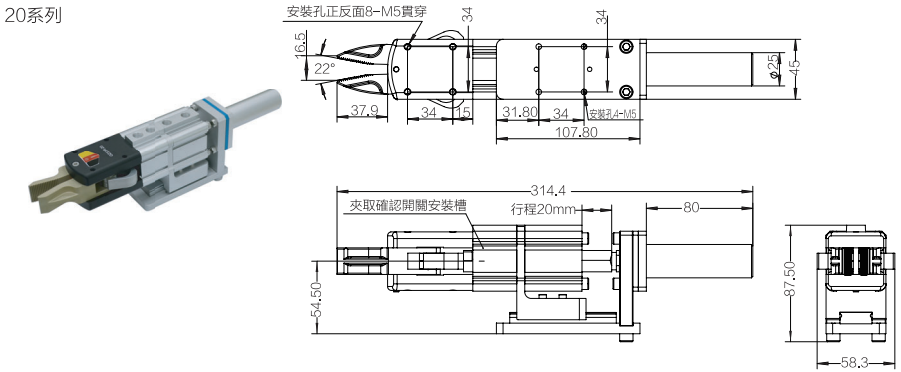

35系列

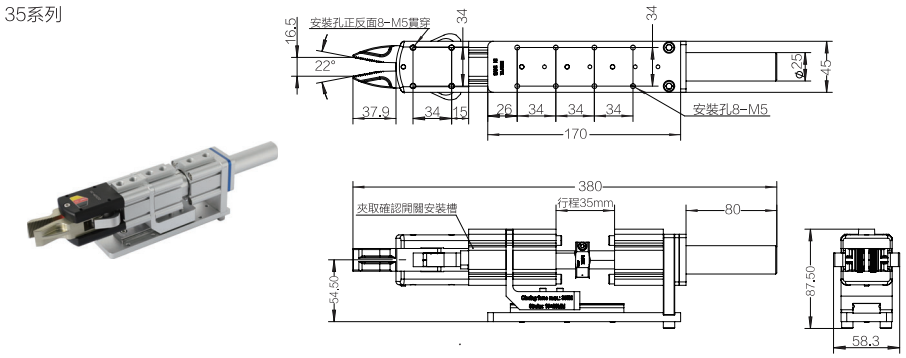

產品規格 PRODUCT SPECIFICATIONS

OZ32R R

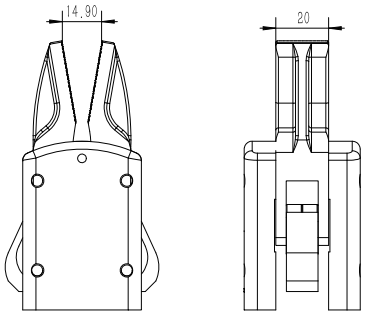

OZ32R

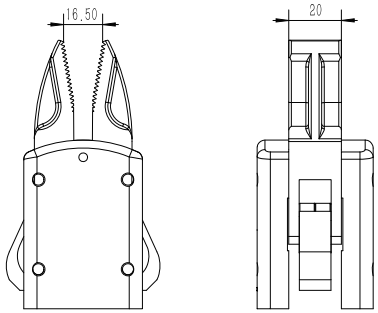

OZ32R R CSI

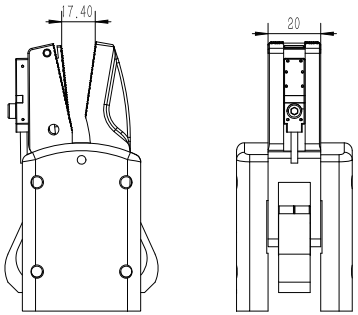

產品規格 PRODUCT SPECIFICATIONS

OZ32R PU

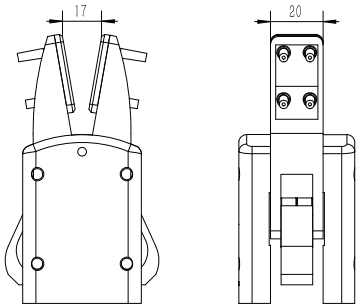

OZ32R PUW

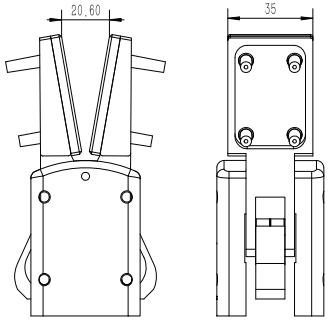

OZ32R CSI

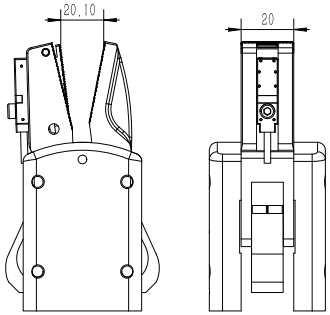

產品規格 PRODUCT SPECIFICATIONS

OZ32R MSI

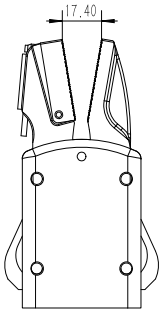

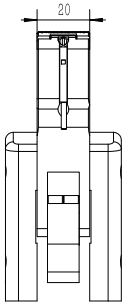

OZ32R SW

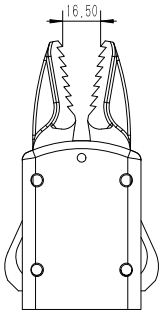

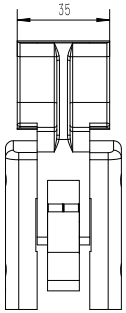

OZ32R S

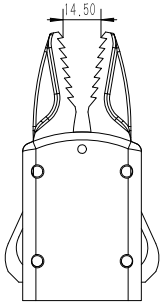

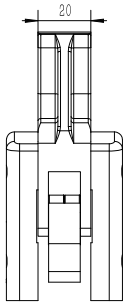

選型規則 SELECTION RULES

OWN

二指平行机械夹爪 2-jaw parallel grippers

OWN-型號-1/2
(標準本體)

OWN-型號-1/2-SD
(標準本體加防護)

OWN-型號-1/2-AS/IS
(本體帶夹持力)

OWN-型號-1/2-AS/IS-SD
(本體帶夹持力加防護配置)

OWN-40A-1/2-AS/IS-SD-HT
(本體帶夹持力加防護、加耐高溫配置)
(本體材質不一樣)

OWN	–	40A	–	1	–	AS	–	SD
類型 Type		型號 Model		系列 Series		夾持方向 Direction		加選外設 Other
OWN：二指夾爪		40A 50A 64A 80A …		1：1系列 2：2系列 字母：配件		AS：從外向內夾力 IS：從內向外夾力 無：標準件		SD：加防護 HT：加耐高溫配置 SD-HT：加防護、加耐高溫配置 無：無加外設

產品規格 PRODUCT SPECIFICATIONS

容許外力負載 Allow external force

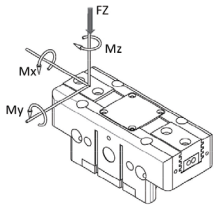

• 如果外力超過最大容許負載，產品使用壽命將會減少。
• If the external force exceeds the maximum allowable load, the service life of the product will be reduced.

型號 Model	靜態抗力矩			靜態力 Fz max [N]	建議抓取重量 Grab weight[kg]
	Mx max [Nm]	My max [Nm]	Mz max [Nm]		
OWN-40A-1	10	12	5	250	0.65
OWN-50A-1/2	22	25	10	500	0.8 / 1.65
OWN-64A-1/2	45	60	45	1200	1.35 / 2.8
OWN-80A-1/2	60	95	55	1500	1.8 / 3.72
OWN-100A-1/2	80	115	70	2000	3.45 / 7.15
OWN-110A-1	125	150	100	2800	5.25
OWN-125A-1/2	120	145	100	2800	6.25 / 12.95
OWN-160A-1/2	170	180	130	4300	8.55 / 17.75
OWN-200A-1/2	180	200	140	5000	14 / 28.5
OWN-220A-1	160	170	125	4500	18.5
OWN-240A-1/2	260	250	160	6200	22.5 / 34.8
OWN-300A-1/2	400	400	250	8000	31 / 52
OWN-380A-1/2	560	560	370	10000	50.5 / 86.5

外形尺寸 OVERALL DIMENSIONS

配件 Accessories

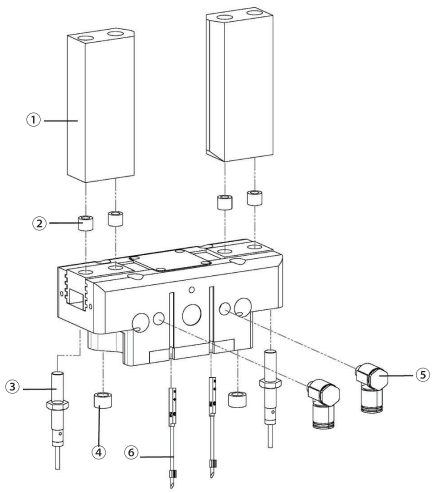

配件選型 Accessories selection

名稱 Name	圖 Pic	尺寸Size / 型號Model	A	B	C	D	E	F	G	H	I	J	適用於Apply to
① 夾指 Grippers		OWHN-40A-JZ	23.8	30	3.3	8	2-ø2.7貫穿L⌀5↧25	22.1	3.75	7.5	60°	ø4 ↧2	OWN-40A系列
		OWHN-50A-JZ	30.4	35	3.4	12.05	2-ø3.3貫穿L⌀6↧29	27.8	5.25	10.5	60°	ø5 ↧2	OWN-50A系列
		OWHN-64A-JZ	35	50	5	13	2-ø4.3貫穿L⌀8↧41	31.5	6.75	13.5	60°	ø6 ↧3	OWN-64A系列
		OWHN-80A-JZ	43	65	6	16	2-ø4.3貫穿L⌀8↧42	39	8.5	17	60°	ø8 ↧2.5	OWN-80A系列
		OWHN-100A-JZ	53.5	80	7	20	2-ø6.4貫穿L⌀11↧70	48.65	10	20	60°	ø10 ↧3	OWN-100A系列
		OWHN-110A-JZ											OWN-110A系列
		OWHN-125A-JZ	67.5	100	10	24	2-ø6.4貫穿L⌀11↧90	61.38	13	26	60°	ø10 ↧3	OWN-125A系列
		OWHN-160A-JZ	86.5	120	12	32	2-ø10.6貫穿L⌀18↧105	79.28	15.5	31	60°	ø14 ↧4.5	OWN-160A系列
		OWHN-200A-JZ	100.5	140	14	40	2-ø13貫穿L⌀20↧120	92.4	18	36	60°	ø16 ↧4	OWN-200A系列
		OWHN-220A-JZ											OWN-220A系列
		OWHN-240A-JZ	116.5	150	16	44	2-ø13貫穿L⌀20↧130	108.4	19	38	60°	ø16 ↧4	OWN-240A系列
		OWHN-300A-JZ	139	160	18	46	2-ø17貫穿L⌀26↧135	129.8	22.5	45	60°	ø22 ↧6	OWN-300A系列
		OWHN-380A-JZ	174.2	180	25	64	2-ø21貫穿L⌀33↧150	161.5	30	60	60°	ø28 ↧7	OWN-380A系列

產品規格 PRODUCT SPECIFICATIONS

配件選型 Accessories selection

名稱 Name	圖 Pic	尺寸Size / 型號Model	A	B	C	D	E	F	G	H	J	K	L	M	N	O	P	Q	適用於 Apply to
轉換頭 Changeable jaw		OWHN-40A-A OWHN-40A-B	18.5	16	12	8	4	2	4	2	M2.5	M2.5	8	4	4	20	7.8	8	40A系列
		OWHN-50A-A OWHN-50A-B	20.5	22	18	11	5	2	6	2.5	M3	M3	12	5	5.5	28	9.5	5	50A系列
		OWHN-64A-A OWHN-64A-B	23.5	25	21	13.5	6	2.5	6	2.5	M5	M4	13	6	13	31	10	8	64A系列
		OWHN-80A-A OWHN-80A-B	28.5	32	24	17	8	2.5	8	3	M5	M5	16	8	8.5	38	12.4	10	80A系列
		OWHN-100A-A OWHN-100A-B	38	44	32	20	10	3	10	3	M6	M6	20	12	10	46	15	12	100A系列
		OWHN-110A-A OWHN-110A-B	65	56	46	38	14	4	14	4.5	M10	M10	32	12	19	58	18	35	110A系列
		OWHN-125A-A OWHN-125A-B	43	48	36	26	10	3	10	3	M6	M6	24	12	13	50	15	15	125A系列
		OWHN-160A-A OWHN-160A-B	65	56	46	38	14	4	14	4.5	M10	M10	32	12	19	58	18	35	160A系列
		OWHN-200A-A OWHN-200A-B	83	68	60	42	16	4	16	4.5	M12	M12	40	14	21	70	29	40	200A系列
		OWHN-220A-A OWHN-220A-B	65	56	46	38	14	4	14	4.5	M10	M10	32	12	19	58	18	35	220A系列
		OWHN-240A-A OWHN-240A-B	88	72	60	42	16	4	16	4.5	M12	M12	44	14	21	74	29	40	240A系列
		OWHN-300A-A OWHN-300A-B	100	83	76	52	22	5	22	6.5	M16	M16	46	18.5	26	85	38	40	300A系列
		OWHN-380A-A OWHN-380A-B	110	105	90	68	28	7	28	7.5	M20	M20	64	20.5	34	107	30	50	380A系列

快換手指說明
1、快速換爪機構（OWHN-型號-A 1PCS）
2、連接匹配定位套孔
3、快速換爪與夾爪連接螺絲
4、Finger連接界面
5、Finger連接螺孔及定位臺階（OWHN-型號-B 2PCS）

Quick change finger instructions
1. Quick-change jaw mechanism (OWHN-Model-A 1PCS)
2. Connection matching positioning sleeve hole
3. Quick-change jaw and clamping jaw connecting screw
4. Finger connection interface
5. Finger connecting screw hole and positioning step (OWHN -Model-B 2PCS)

④ 夾指定位套 Centering disc		OWHN-40A-GDJ			OWN-40A系列
		OWHN-50A-GDJ			OWN-50A系列
		OWHN-64A-GDJ			OWN-64A系列，OWN-80A系列
		OWHN-100A-GDJ			OWN-100A系列，OWN-125A系列，OWN-135A系列
		OWHN-160A-GDJ			OWN-160A系列
		OWHN-200A-GDJ			OWN-200A系列，OWN-240A系列
		OWHN-300A-GDJ			OWN-300A系列
		OWHN-380A-DWT			OWN-380A系列
連接線 Connection line		OHWN-LINEA-300		3m	OWN-40A系列，OWN-50A系列，OWN-64A系列，OWN-80A系列，OWN-100A系列，OWN-125A系列，OWN-135A系列，OWN-160A系列，OWN-200A系列，OWN-240A系列，OWN-300A系列，OWN-380A系列
		OHWN-LINEA-500		5m	
		OHWN-LINEB-300		3m	
		OHWN-LINEB-500		5m	

產品規格 PRODUCT SPECIFICATIONS

配件選型 Accessories selection

名稱 Name	圖 Pic	型號 Model	訂購碼 Item code	尺寸 Size	適用於 Apply to
⑤ 感應器 Sensor	磁性開關	OSG203M-PNP			OWN-40A系列, OWN-50A系列, OWN-64A系列, OWN-80A系列, OWN-100A系列, OWN-110A系列, OWN-125A系列, OWN-160A系列, OWN-200A系列, OWN-220A系列, OWN-240A系列
		OSG203M-NPN			
	磁性開關	OST203M-PNP			
		OST203M-NPN			
	磁性開關	OSA203M-PNP			
		OSA203M-NPN			
	光電開關	ORL08BF15DNO			OWN-64A系列, OWN-80A系列, OWN-100A系列, OWN-110A系列, OWN-125A系列, OWN-160A系列, OWN-200A系列, OWN-220A系列, OWN-240A系列
		ORL08BF15DNC			
		ORL08BF15DPO			
		ORL08BF15DPC			
		ORL08BF15DNO-E1			
		ORL08BF15DNC-E1			
		ORL08BF15DPO-E1			
		ORL08BF15DPC-E1			
⑥ 氣接頭 Gas connector		AP.RO-137-AS1		M3-Φ4	OWN-40A系列
		AP.RO-137-AS2			
		AP.5002000N20		M5-Φ4 M5-Φ6	OWN-50A系列, OWN-64A系列, OWN-80A系列
		PL4			
		PL6			
		AP.5002000N03			
		AP.5002000N05			
		GPL4-G01		G1/8-Φ6 G1/8-Φ8	OWN-100A系列, OWN-110A系列, OWN-125A系列, OWN-160系列, OWN-200A系列, OWN-220A系列, OWN-240A系列
		GPL6-G01			
		GPL8-G01			
		AP.5002000N04		G1/4-Φ6 G1/4-Φ8	OWN-300A系列、OWN-380系列
		AP.5002000N06			
		GPL6-G02			
		GPL8-G02			

產品規格 PRODUCT SPECIFICATIONS

OWN-40A



夾持力曲線圖 - 氣爪關閉 Clamping force graph-gripper closed

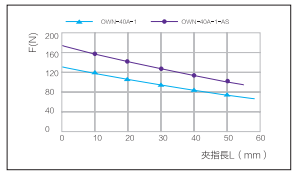

夾持力曲線圖 - 氣爪張開 Clamping force curve-Gripper open

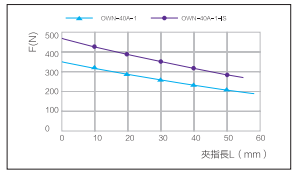

容許外力負載 Allow external force

- 如果外力超過最大容許負載，產品使用壽命將會減少。
- If the external force exceeds the maximum allowable load, the service life of the product will be reduced.

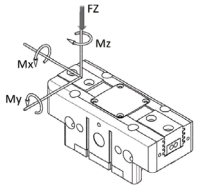

Mx max [Nm]	10
My max[Nm]	12
Mz max[Nm]	5
Fz max[N]	250

隨夾持點距離的不同，夾持力的變化曲線
Variation curve of clamping force with different clamping point distance

- 最大夾持力是指夾持點距離為0,懸臂距離為0時兩夾爪夾持力的合計值。
- 隨個體的不同，實際夾持力會存在波動，以上僅供參考。
- The large clamping force refers to the total value of the clamping force of the two clamping jaws when the clamping point distance is 0 and the cantilever distance is 0.
- The actual clamping force will fluctuate depending on the individual. The above is for reference only.

型號 Model	單指行程 (mm)	關閉力 (N)	開啟力 (N)	最小彈簧力(N)	本體重量 (kg)	抓取重量 (kg)	定位精度 (mm)	氣體耗量 (cm^3)	關閉時間 (s)	打開時間 (s)	最低工作壓力 (bar)	最高工作壓力 (bar)	每夾指最大重量(kg)	夾指最大長度 (mm)	單價(元) Price(yuan)
OWN-40A-1	2.5	130	140		0.08	0.65	±0.01	2.4	0.02	0.02	2.5	8	0.1	58	
OWN-40A-1-AS	2.5	170		40	0.1	0.65	±0.01	4.5	0.02	0.03	4	6.5	0.1	54	
OWN-40A-1-IS	2.5		190	50	0.1	0.65	±0.01	5.4	0.03	0.02	4	6.5	0.1	54	

加防護結構 / Add protective structure

型號 Model	OWN-40A-1-SD	OWN-40A-1-AS-SD	OWN-40A-1-IS-SD
重量 Weight(kg)	0.1	0.12	0.12
防護等級 Protection to IEC 60529	IP64	IP64	IP64

選配耐高溫配置 / Optional high temperature resistant configuration

型號 Model	OWN-40A-1-HT	OWN-40A-1-AS-HT	OWN-40A-1-IS-HT
工作溫度 Operating temperature(℃)	-10 ~ 130	-10 ~ 130	-10 ~ 130

外形尺寸 OVERALL DIMENSIONS

OWN-40A

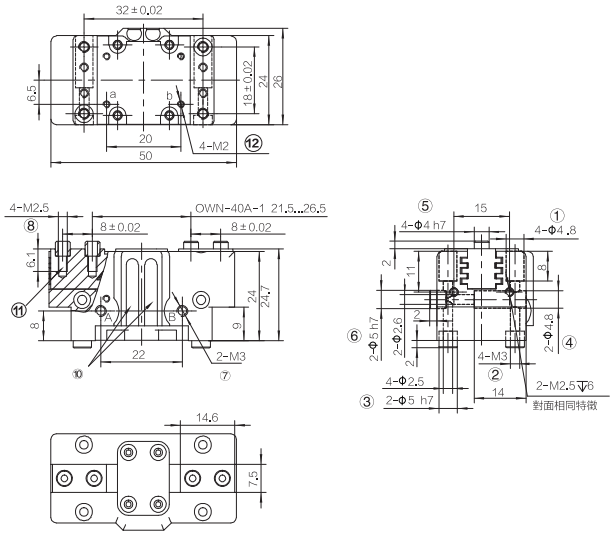

AS/IS

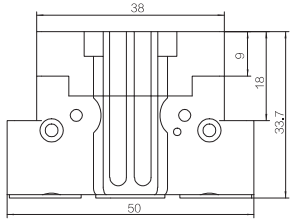

防護版本 Protection version

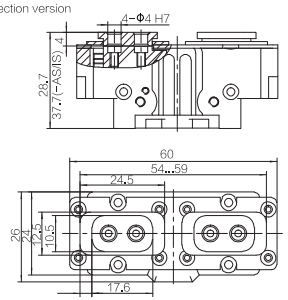

①夾爪固定孔 Gripper fixing hole
②夾爪背面固定螺紋孔 Fix the threaded hole on the back of the jaws
③夾爪背面定位套 Locating sleeve on the back of the clamping jaw
④夾爪側面固定孔 Fixing hole on the side of the clamping jaw
⑤夾指定位套 Clip designated sleeve
⑥夾爪側面定位套 Clamping jaw side positioning sleeve
⑦壓縮空氣接口 Compressed air interface
⑧夾指固定螺紋孔 Finger fixing screw hole
⑨傳感器固定螺紋孔 Sensor fixing screw hole
⑩磁性傳感器檢測槽 Magnetic sensor detection slot

⑪爪頭連接說明 Claw head connection instructions
⑫進氣孔 Air inlet
⑬連接法蘭 Mounting flange
⑭夾爪 Gripper

A\a 空氣接口(關閉) Air connection (closed)
B\b 空氣接口(打開) Air connection (closed)
C 空氣吹掃接口 Air purge interface
A' 備用空氣接口(關閉) Spare air connection (closed)
B' 備用空氣接口(打開) Spare air connection (open)

底部進氣說明 Bottom intake description

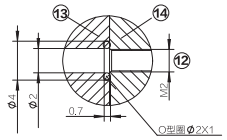

產品規格 PRODUCT SPECIFICATIONS

OWN-50A



容許外力負載 Allow external force

- 如果外力超過最大容許負載，產品使用壽命將會減少。
- If the external force exceeds the maximum allowable load, the service life of the product will be reduced.

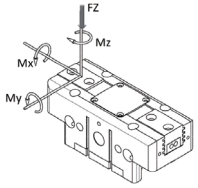

Mx max [Nm]	22
My max[Nm]	25
Mz max[Nm]	10
Fz max[N]	500

夾持力曲線圖 - 氣爪關閉 Clamping force graph-gripper closed

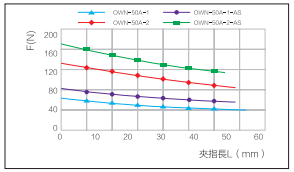

夾持力曲線圖 - 氣爪張開 Clamping force curve-Gripper open

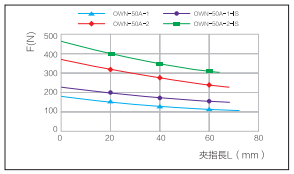

隨夾持點距離的不同，夾持力的變化曲線
Variation curve of clamping force with different clamping point distance

- 最大夾持力是指夾持點距離為0,懸臂距離為0時兩夾爪夾持力的合計值。
- 隨個體的不同，實際夾持力會存在波動，以上僅供參考。
- The large clamping force refers to the total value of the clamping force of the two clamping jaws when the clamping point distance is 0 and the cantilever distance is 0.
- The actual clamping force will fluctuate depending on the individual. The above is for reference only.

型號 Model	單指行程 (mm)	關閉力 (N)	開啟力 (N)	最小彈簧力(N)	本體重量 (kg)	抓取重量 (kg)	定位精度 (mm)	氣體耗量 (cm^3)	關閉時間 (s)	打開時間 (s)	最低工作壓力 (bar)	最高工作壓力 (bar)	每夾指最大重量(kg)	夾指最大長度 (mm)	單價(元) Price(yuan)
OWN-50A-1	4	160	180		0.15	0.8	±0.01	4.9	0.02	0.02	2.5	8	0.18	72	
OWN-50A-1-AS	4	205		45	0.21	0.8	±0.01	8.4	0.02	0.03	4	6.5	0.18	68	
OWN-50A-1-IS	4		225	45	0.21	0.8	±0.01	11	0.03	0.02	4	6.5	0.18	68	
OWN-50A-2	2	330	370		0.15	1.65	±0.01	4.9	0.02	0.02	2.5	8	0.18	68	
OWN-50A-2-AS	2	425		95	0.21	1.65	±0.01	8.4	0.02	0.03	4	6.5	0.18	64	
OWN-50A-2-IS	2		465	95	0.21	1.65	±0.01	11	0.03	0.02	4	6.5	0.18	64	

加防護結構 / Add protective structure

型號 Model	OWN-50A-1-SD	OWN-50A-1-AS-SD	OWN-50A-1-IS-SD	OWN-50A-2-SD	OWN-50A-2-AS-SD	OWN-50A-2-IS-SD
重量 Weight(kg)	0.18	0.24	0.24	0.18	0.24	0.24
防護等級 Protection to IEC 60529	IP64	IP64	IP64	IP64	IP64	IP64

選配耐高溫配置 / Optional high temperature resistant configuration

型號 Model	OWN-50A-1-HT	OWN-50A-1-AS-HT	OWN-50A-1-IS-HT	OWN-50A-2-HT	OWN-50A-2-AS-HT	OWN-50A-2-IS-HT
工作溫度 Operating temperature(℃)	-10 ~ 130	-10 ~ 130	-10 ~ 130	-10 ~ 130	-10 ~ 130	-10 ~ 130

外形尺寸 OVERALL DIMENSIONS

OWN-50A

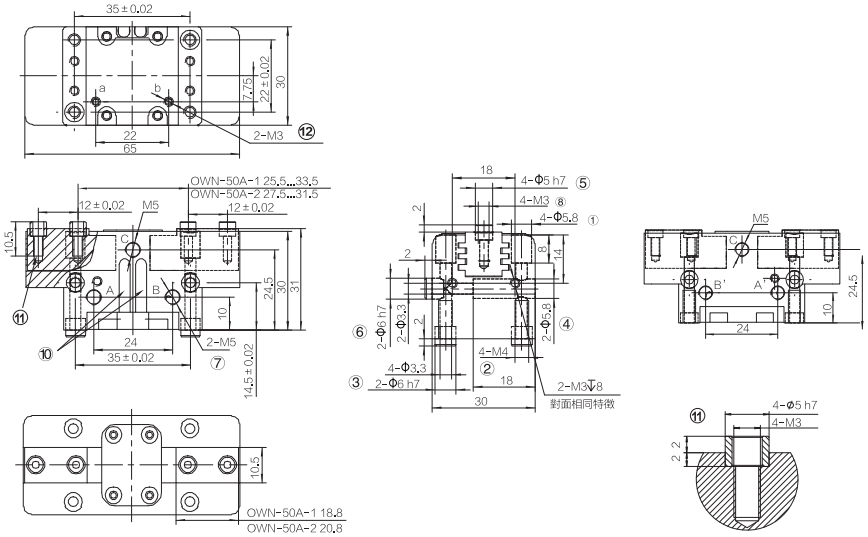

AS/IS

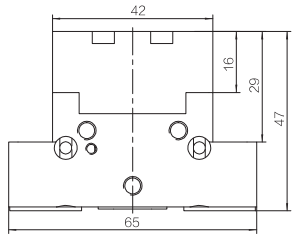

防護版本 Protection version

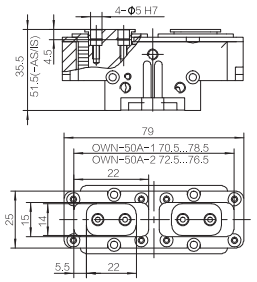

①夾爪面定孔 Gripper fixing hole
②夾爪背面固定螺紋孔 Fix the threaded hole on the back of the jaws
③夾爪背面定位套 Locating sleeve on the back of the clamping jaw
④夾爪側面固定孔 Fixing hole on the side of the clamping jaw
⑤夾指定位套 Clip designated sleeve
⑥夾爪側面定位套 Clamping jaw side positioning sleeve
⑦壓縮空氣接口 Compressed air interface
⑧夾指固定螺紋孔 Finger fixing screw hole
⑨傳感器固定螺紋孔 Sensor fixing screw hole
⑩磁性傳感器檢測槽 Magnetic sensor detection slot
⑪爪頭連接說明 Claw head connection instructions
⑫進氣孔 Air inlet
⑬連接法蘭 Mounting flange
⑭夾爪 Gripper

A\a 空氣接口(關閉) Air connection (closed)
B\b 空氣接口(打開) Air connection (closed)
C 空氣吹掃接口 Air purge interface
A' 備用空氣接口(關閉) Spare air connection (closed)
B' 備用空氣接口(打開) Spare air connection (open)

底部進氣說明 Bottom intake description

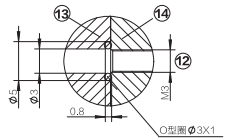

產品規格 PRODUCT SPECIFICATIONS

OWN-64A



容許外力負載 Allow external force

- 如果外力超過最大容許負載，產品使用壽命將會減少。
- If the external force exceeds the maximum allowable load, the service life of the product will be reduced.

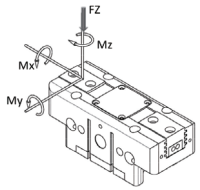

Mx max [Nm]	45
My max[Nm]	60
Mz max[Nm]	45
Fz max[N]	1200

夾持力曲線圖 – 氣爪關閉 Clamping force graph–gripper closed

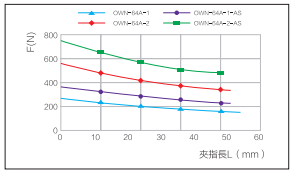

夾持力曲線圖 – 氣爪張開 Clamping force curve–Gripper open

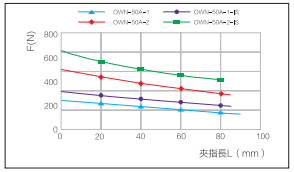

隨夾持點距離的不同，夾持力的變化曲線
Variation curve of clamping force with different clamping point distance

- 最大夾持力是指夾持點距離為0,懸臂距離為0時兩夾爪夾持力的合計值。
- 隨個體的不同，實際夾持力會存在波動，以上僅供參考。
- The large clamping force refers to the total value of the clamping force of the two clamping jaws when the clamping point distance is 0 and the cantilever distance is 0.
- The actual clamping force will fluctuate depending on the individual. The above is for reference only.

型號 Model	單指行程 (mm)	關閉力 (N)	開啟力 (N)	最小彈簧力(N)	本體重量 (kg)	抓取重量 (kg)	定位精度 (mm)	氣體耗量 (cm^3)	關閉時間 (s)	打開時間 (s)	最低工作壓力 (bar)	最高工作壓力 (bar)	每夾指最大重量(kg)	夾指最大長度 (mm)	單價(元) Price(yuan)
OWN-64A-1	6	270	300		0.27	1.35	±0.01	10	0.03	0.03	2.5	8	0.35	90	
OWN-64A-1-AS	6	360		90	0.37	1.35	±0.01	17	0.02	0.04	4	6.5	0.35	85	
OWN-64A-1-IS	6		390	90	0.37	1.35	±0.01	20.8	0.04	0.02	4	6.5	0.35	85	
OWN-64A-2	3	560	620		0.27	2.8	±0.01	10	0.03	0.03	2.5	8	0.35	85	
OWN-64A-2-AS	3	750		190	0.37	2.8	±0.01	17	0.02	0.04	4	6.5	0.35	80	
OWN-64A-2-IS	3		810	190	0.37	2.8	±0.01	20.8	0.04	0.02	4	6.5	0.35	80	

加防護結構 / Add protective structure

型號 Model	OWN-64A-1-SD	OWN-64A-1-AS-SD	OWN-64A-1-IS-SD	OWN-64A-2-SD	OWN-64A-2-AS-SD	OWN-64A-2-IS-SD
重量 Weight(kg)	0.34	0.44	0.44	0.34	0.44	0.44
防護等級 Protection to IEC 60529	IP64	IP64	IP64	IP64	IP64	IP64

選配耐高溫配置 / Optional high temperature resistant configuration

型號 Model	OWN-64A-1-HT	OWN-64A-1-AS-HT	OWN-64A-1-IS-HT	OWN-64A-2-HT	OWN-64A-2-AS-HT	OWN-64A-2-IS-HT
工作溫度 Operating temperature(℃)	-10 ~ 130	-10 ~ 130	-10 ~ 130	-10 ~ 130	-10 ~ 130	-10 ~ 130

外形尺寸 OVERALL DIMENSIONS

OWN-64A

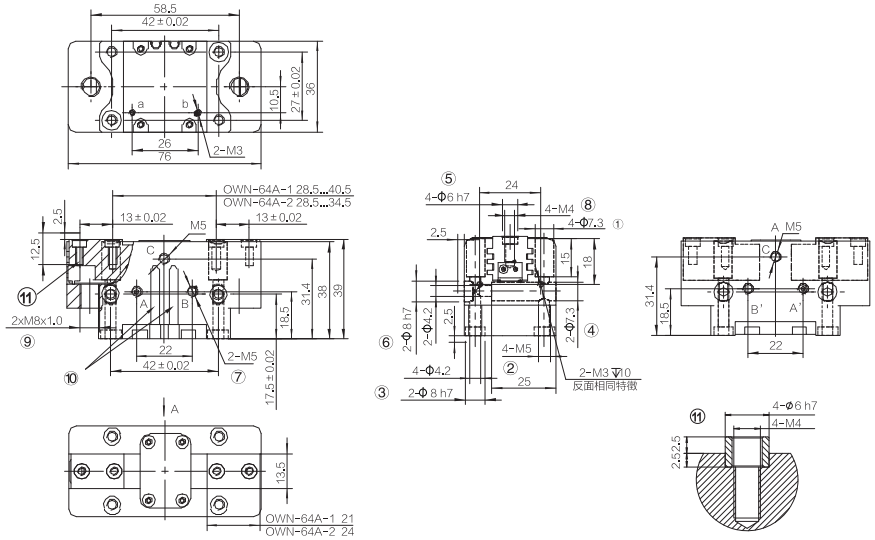

AS/IS

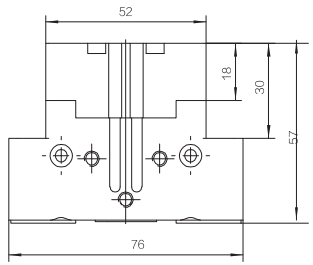

防護版本 Protection version

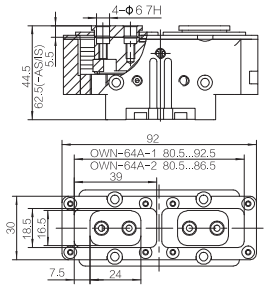

①夾爪固定孔 Gripper fixing hole
②夾爪背面固定螺紋孔 Fix the threaded hole on the back of the jaws
③夾爪背面定位套 Locating sleeve on the back of the clamping jaw
④夾爪側面固定孔 Fixing hole on the side of the clamping jaw
⑤夾指定位套 Clip designated sleeve
⑥夾爪側面定位套 Clamping jaw side positioning sleeve
⑦壓縮空氣接口 Compressed air interface
⑧夾指固定螺紋孔 Finger fixing screw hole
⑨傳感器固定螺紋孔 Sensor fixing screw hole
⑩磁性傳感器檢測槽 Magnetic sensor detection slot

⑪爪頭連接說明 Claw head connection instructions
⑫進氣孔 Air inlet
⑬連接法蘭 Mounting flange
⑭夾爪 Gripper

A\a 空氣接口(關閉) Air connection (closed)
B\b 空氣接口(打開) Air connection (closed)
C 空氣吹掃接口 Air purge interface
A' 備用空氣接口(關閉) Spare air connection (closed)
B' 備用空氣接口(打開) Spare air connection (open)

底部進氣說明 Bottom intake description

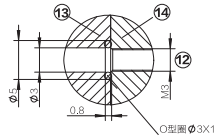

產品規格 PRODUCT SPECIFICATIONS

OWN-80A



容許外力負載 Allow external force

- 如果外力超過最大容許負載，產品使用壽命將會減少。
- If the external force exceeds the maximum allowable load, the service life of the product will be reduced.

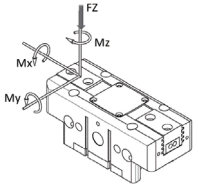

Mx max [Nm]	60
My max[Nm]	95
Mz max[Nm]	55
Fz max[N]	1500

夾持力曲線圖 – 氣爪關閉 Clamping force graph–gripper closed

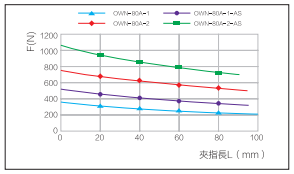

夾持力曲線圖 – 氣爪張開 Clamping force curve–Gripper open

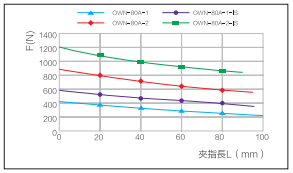

隨夾持點距離的不同，夾持力的變化曲線
Variation curve of clamping force with different clamping point distance

- 最大夾持力是指夾持點距離為0,懸臂距離為0時兩夾爪夾持力的合計值。
- 隨個體的不同，實際夾持力會存在波動，以上僅供參考。
- The large clamping force refers to the total value of the clamping force of the two clamping jaws when the clamping point distance is 0 and the cantilever distance is 0.
- The actual clamping force will fluctuate depending on the individual. The above is for reference only.

型號 Model	單指行程 (mm)	關閉力 (N)	開啟力 (N)	最小彈簧力(N)	本體重量 (kg)	抓取重量 (kg)	定位精度 (mm)	氣體耗量 (cm^3)	關閉時間 (s)	打開時間 (s)	最低工作壓力 (bar)	最高工作壓力 (bar)	每夾指最大重量(kg)	夾指最大長度 (mm)	單價(元) Price(yuan)
OWN-80A-1	8	360	430		0.5	1.8	±0.01	22.3	0.04	0.04	2.5	8	0.5	100	
OWN-80A-1-AS	8	515		155	0.6	1.8	±0.01	36	0.03	0.05	4	6.5	0.5	95	
OWN-80A-1-IS	8		585	155	0.6	1.8	±0.01	42	0.05	0.03	4	6.5	0.5	95	
OWN-80A-2	4	745	890		0.5	3.72	±0.01	22.3	0.04	0.04	2.5	8	0.5	95	
OWN-80A-2-AS	4	1065		320	0.6	3.72	±0.01	36	0.03	0.05	4	6.5	0.5	90	
OWN-80A-2-IS	4		1210	320	0.6	3.72	±0.01	42	0.05	0.03	4	6.5	0.5	90	

加防護結構 / Add protective structure

型號 Model	OWN-80A-1-SD	OWN-80A-1-AS-SD	OWN-80A-1-IS-SD	OWN-80A-2-SD	OWN-80A-2-AS-SD	OWN-80A-2-IS-SD
重量 Weight(kg)	0.6	0.7	0.7	0.6	0.7	0.7
防護等級 Protection to IEC 60529	IP64	IP64	IP64	IP64	IP64	IP64

選配耐高溫配置 / Optional high temperature resistant configuration

型號 Model	OWN-80A-1-HT	OWN-80A-1-AS-HT	OWN-80A-1-IS-HT	OWN-80A-2-HT	OWN-80A-2-AS-HT	OWN-80A-2-IS-HT
工作溫度 Operating temperature(℃)	-10 ~ 130	-10 ~ 130	-10 ~ 130	-10 ~ 130	-10 ~ 130	-10 ~ 130

外形尺寸 OVERALL DIMENSIONS

OWN-80A

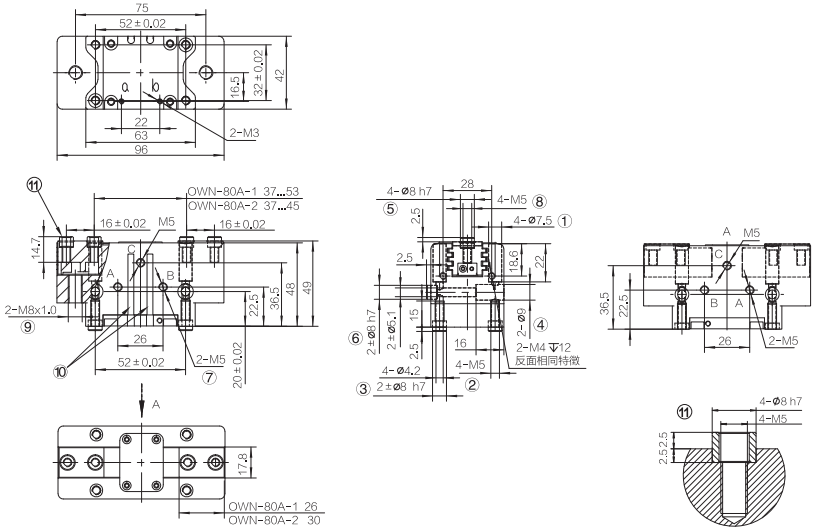

AS/IS

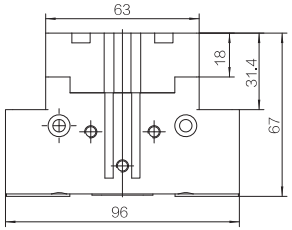

防護版本 Protection version

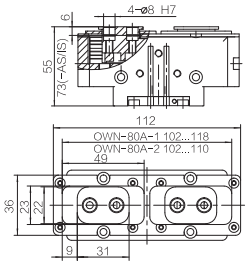

①夾爪固定孔 Gripper fixing hole
②夾爪背面固定螺紋孔 Fix the threaded hole on the back of the jaws
③夾爪背面定位套 Locating sleeve on the back of the clamping jaw
④夾爪側面固定孔 Fixing hole on the side of the clamping jaw
⑤夾指定位套 Clip designated sleeve
⑥夾爪側面定位套 Clamping jaw side positioning sleeve
⑦壓縮空氣接口 Compressed air interface
⑧夾指固定螺紋孔 Finger fixing screw hole
⑨傳感器固定螺紋孔 Sensor fixing screw hole
⑩磁性傳感器檢測槽 Magnetic sensor detection slot
⑪爪頭連接說明 Claw head connection instructions
⑫進氣孔 Air inlet
⑬連接法蘭 Mounting flange
⑭夾爪 Gripper

A\a 空氣接口(關閉) Air connection (closed)
B\b 空氣接口(打開) Air connection (closed)
C 空氣吹掃接口 Air purge interface
A' 備用空氣接口(關閉) Spare air connection (closed)
B' 備用空氣接口(打開) Spare air connection (open)

底部進氣說明 Bottom intake description

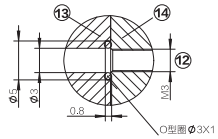

產品規格 PRODUCT SPECIFICATIONS

OWN-100A



容許外力負載 Allow external force

- 如果外力超過最大容許負載，產品使用壽命將會減少。
- If the external force exceeds the maximum allowable load, the service life of the product will be reduced.

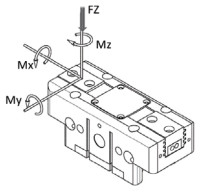

Mx max [Nm]	80
My max[Nm]	115
Mz max[Nm]	70
Fz max[N]	2000

夾持力曲線圖 – 氣爪關閉 Clamping force graph–gripper closed

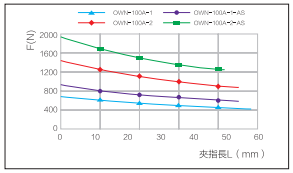

夾持力曲線圖 – 氣爪張開 Clamping force curve–Gripper open

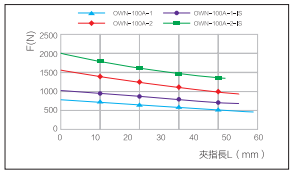

隨夾持點距離的不同，夾持力的變化曲線
Variation curve of clamping force with different clamping point distance

- 最大夾持力是指夾持點距離為0,懸臂距離為0時兩夾爪夾持力的合計值。
- 隨個體的不同，實際夾持力會存在波動，以上僅供參考。
- The large clamping force refers to the total value of the clamping force of the two clamping jaws when the clamping point distance is 0 and the cantilever distance is 0.
- The actual clamping force will fluctuate depending on the individual. The above is for reference only.

型號 Model	單指行程 (mm)	關閉力 (N)	開啟力 (N)	最小彈簧力(N)	本體重量 (kg)	抓取重量 (kg)	定位精度 (mm)	氣體耗量 (cm^3)	關閉時間 (s)	開戶時間 (s)	最低工作壓力 (bar)	最高工作壓力 (bar)	每夾指最大重量(kg)	夾指最大長度 (mm)	單價(元) Price(yuan)
OWN-100A-1	10	690	750		0.81	3.45	±0.01	45	0.07	0.07	2.5	8	1.1	145	
OWN-100A-1-AS	10	930		240	1	3.45	±0.01	78	0.05	0.09	4	6.5	1.1	135	
OWN-100A-1-IS	10		990	240	1	3.45	±0.01	90	0.09	0.05	4	6.5	1.1	135	
OWN-100A-2	5	1430	1550		0.81	7.15	±0.01	45	0.07	0.07	2.5	8	1.1	135	
OWN-100A-2-AS	5	1930		500	1	7.15	±0.01	78	0.05	0.09	4	6.5	1.1	125	
OWN-100A-2-IS	5		2050	500	1	7.15	±0.01	90	0.09	0.05	4	6.5	1.1	125	

加防護結構 / Add protective structure

型號 Model	OWN-100A-1-SD	OWN-100A-1-AS-SD	OWN-100A-1-IS-SD	OWN-100A-2-SD	OWN-100A-2-AS-SD	OWN-100A-2-IS-SD
重量 Weight(kg)	1	1.19	1.19	1	1.19	1.19
防護等級 Protection to IEC 60529	IP64	IP64	IP64	IP64	IP64	IP64

選配耐高溫配置 / Optional high temperature resistant configuration

型號 Model	OWN-100A-1-HT	OWN-100A-1-AS-HT	OWN-100A-1-IS-HT	OWN-100A-2-HT	OWN-100A-2-AS-HT	OWN-100A-2-IS-HT
工作溫度 Operating temperature(℃)	-10 ~ 130	-10 ~ 130	-10 ~ 130	-10 ~ 130	-10 ~ 130	-10 ~ 130

外形尺寸 OVERALL DIMENSIONS

OWN-100A

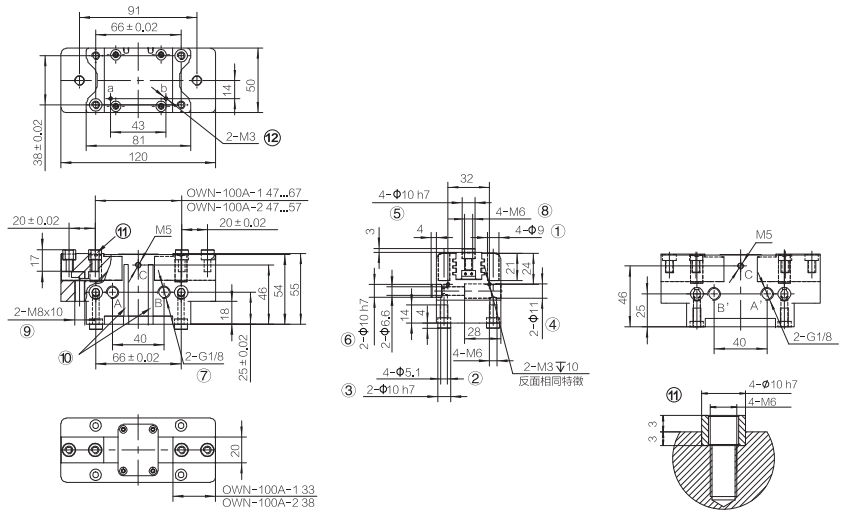

AS/IS

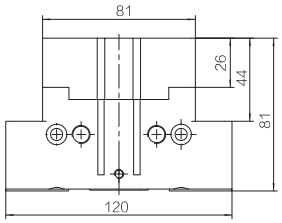

防護版本 Protection version

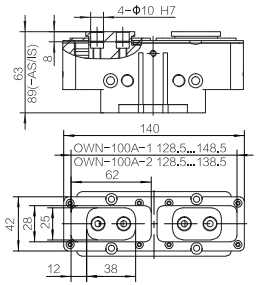

①夾爪固定孔 Gripper fixing hole
②夾爪背面固定螺紋孔 Fix the threaded hole on the back of the jaws
③夾爪背面定位套 Locating sleeve on the back of the clamping jaw
④夾爪側面固定孔 Fixing hole on the side of the clamping jaw
⑤夾指定位套 Clip designated sleeve
⑥夾爪側面定位套 Clamping jaw side positioning sleeve
⑦壓縮空氣接口 Compressed air interface
⑧夾指固定螺紋孔 Finger fixing screw hole
⑨傳感器固定螺紋孔 Sensor fixing screw hole
⑩磁性傳感器檢測槽 Magnetic sensor detection slot

⑪爪頭連接說明 Claw head connection instructions
⑫進氣孔 Air inlet
⑬連接法蘭 Mounting flange
⑭夾爪 Gripper

A\a 空氣接口(關閉) Air connection (closed)
B\b 空氣接口(打開) Air connection (closed)
C 空氣吹掃接口 Air purge interface
A' 備用空氣接口(關閉) Spare air connection (closed)
B' 備用空氣接口(打開) Spare air connection (open)

底部進氣說明 Bottom intake description

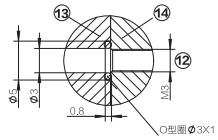

產品規格 PRODUCT SPECIFICATIONS

OWN-110A



夾持力曲線圖 - 氣爪關閉 Clamping force graph-gripper closed

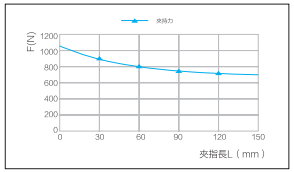

夾持力曲線圖 - 氣爪張開 Clamping force curve-Gripper open

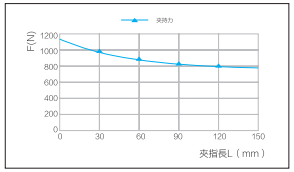

容許外力負載 Allow external force

- 如果外力超過最大容許負載，產品使用壽命將會減少。
- If the external force exceeds the maximum allowable load, the service life of the product will be reduced.

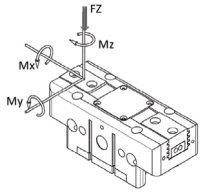

Mx max [Nm]	125
My max[Nm]	150
Mz max[Nm]	100
Fz max[N]	2800

隨夾持點距離的不同，夾持力的變化曲線
Variation curve of clamping force with different clamping point distance

- 最大夾持力是指夾持點距離為0,懸臂距離為0時兩夾爪夾持力的合計值。
- 隨個體的不同，實際夾持力會存在波動，以上僅供參考。
- The large clamping force refers to the total value of the clamping force of the two clamping jaws when the clamping point distance is 0 and the cantilever distance is 0.
- The actual clamping force will fluctuate depending on the individual. The above is for reference only.

型號 Model	單指行程 (mm)	關閉力 (N)	開啟力 (N)	最小彈簧力(N)	本體重量 (kg)	抓取重量 (kg)	定位精度 (mm)	氣體耗量 (cm^3)	關閉時間 (s)	打開時間 (s)	最低工作壓力 (bar)	最高工作壓力 (bar)	每夾指最大重量(kg)	夾指最大長度 (mm)	單價(元) Price(yuan)
OWN-110A-1	20	1050	1150		2	5.25	±0.01	97	0.15	0.15	2.5	8	2	150	

加防護結構 / Add protective structure

型號 Model	OWN-110A-1-SD
重量 Weight(kg)	2.3
防護等級 Protection to IEC 60529	IP64

選配耐高溫配置 / Optional high temperature resistant configuration

型號 Model	OWN-110A-1-HT
工作溫度 Operating temperature(℃)	-10 ~ 130

外形尺寸 OVERALL DIMENSIONS

OWN-110A

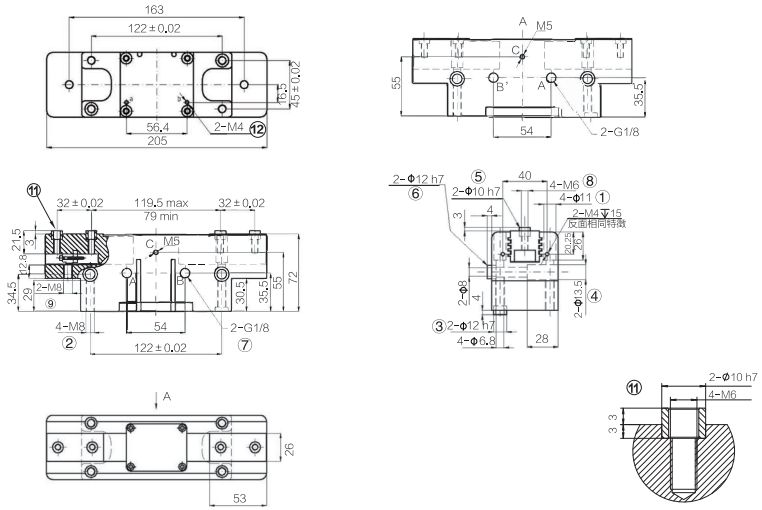

AS/IS

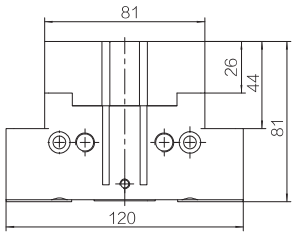

防護版本 Protection version

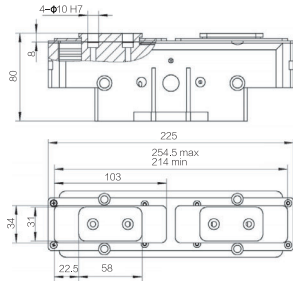

①夾爪固定孔 Gripper fixing hole
②夾爪背面固定螺紋孔 Fix the threaded hole on the back of the jaws
③夾爪背面定位套 Locating sleeve on the back of the clamping jaw
④夾爪側面固定孔 Fixing hole on the side of the clamping jaw
⑤夾指定位套 Clip designated sleeve
⑥夾爪側面定位套 Clamping jaw side positioning sleeve
⑦壓縮空氣接口 Compressed air interface
⑧夾指固定螺紋孔 Finger fixing screw hole
⑨傳感器固定螺紋孔 Sensor fixing screw hole
⑩磁性傳感器檢測槽 Magnetic sensor detection slot

⑪爪頭連接說明 Claw head connection instructions
⑫進氣孔 Air inlet
⑬連接法蘭 Mounting flange
⑭夾爪 Gripper

A\a 空氣接口(關閉) Air connection (closed)
B\b 空氣接口(打開) Air connection (closed)
C 空氣吹掃接口 Air purge interface
A' 備用空氣接口(關閉) Spare air connection (closed)
B' 備用空氣接口(打開) Spare air connection (open)

底部進氣說明 Bottom intake description

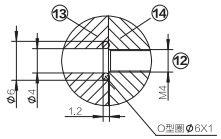

產品規格 PRODUCT SPECIFICATIONS

OWN-125A



夾持力曲線圖 – 氣爪關閉 Clamping force graph–gripper closed

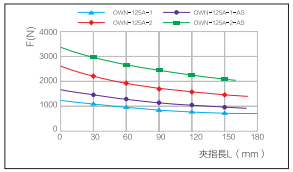

夾持力曲線圖 – 氣爪張開 Clamping force curve–Gripper open

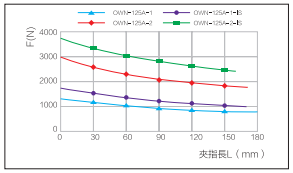

隨夾持點距離的不同，夾持力的變化曲線
Variation curve of clamping force with different clamping point distance

- 最大夾持力是指夾持點距離為0,懸臂距離為0時兩夾爪夾持力的合計值。
- 隨個體的不同，實際夾持力會存在波動，以上僅供參考。
- The large clamping force refers to the total value of the clamping force of the two clamping jaws when the clamping point distance is 0 and the cantilever distance is 0.
- The actual clamping force will fluctuate depending on the individual. The above is for reference only.

容許外力負載 Allow external force

- 如果外力超過最大容許負載，產品使用壽命將會減少。
- If the external force exceeds the maximum allowable load, the service life of the product will be reduced.

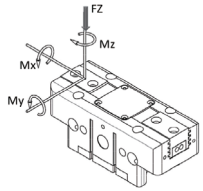

Mx max [Nm]	120
My max[Nm]	145
Mz max[Nm]	100
Fz max[N]	2800

型號 Model	單指行程 (mm)	關閉力 (N)	開啟力 (N)	最小彈簧力(N)	本體重量 (kg)	抓取重量 (kg)	定位精度 (mm)	氣體耗量 (cm^3)	關閉時間 (s)	打開時間 (s)	最低工作壓力 (bar)	最高工作壓力 (bar)	每夾指最大重量(kg)	夾指最大長度 (mm)	單價(元) Price(yuan)
OWN-125A-1	13	1250	1400		1.24	6.25	±0.01	86	0.10	0.10	2.5	8	2.1	180	
OWN-125A-1-AS	13	1640		390	1.85	6.25	±0.01	118	0.08	0.12	4	6.5	2.1	170	
OWN-125A-1-IS	13		1790	390	1.85	6.25	±0.01	165	0.12	0.08	4	6.5	2.1	170	
OWN-125A-2	6	2590	2900		1.24	12.95	±0.01	86	0.10	0.10	2.5	8	2.1	170	
OWN-125A-2-AS	6	3390		800	1.85	12.95	±0.01	118	0.08	0.12	4	6.5	2.1	160	
OWN-125A-2-IS	6		3700	800	1.85	12.95	±0.01	165	0.12	0.08	4	6.5	2.1	160	

加防護結構 / Add protective structure

型號 Model	OWN-125A-1-SD	OWN-125A-1-AS-SD	OWN-125A-1-IS-SD	OWN-125A-2-SD	OWN-125A-2-AS-SD	OWN-125A-2-IS-SD
重量 Weight(kg)	1.44	2.05	2.05	1.44	2.05	2.05
防護等級 Protection to IEC 60529	IP64	IP64	IP64	IP64	IP64	IP64

選配耐高溫配置 / Optional high temperature resistant configuration

型號 Model	OWN-125A-1-HT	OWN-125A-1-AS-HT	OWN-125A-1-IS-HT	OWN-125A-2-HT	OWN-125A-2-AS-HT	OWN-125A-2-IS-HT
工作溫度 Operating temperature(℃)	-10 ~ 130	-10 ~ 130	-10 ~ 130	-10 ~ 130	-10 ~ 130	-10 ~ 130

外形尺寸 OVERALL DIMENSIONS

OWN-125A

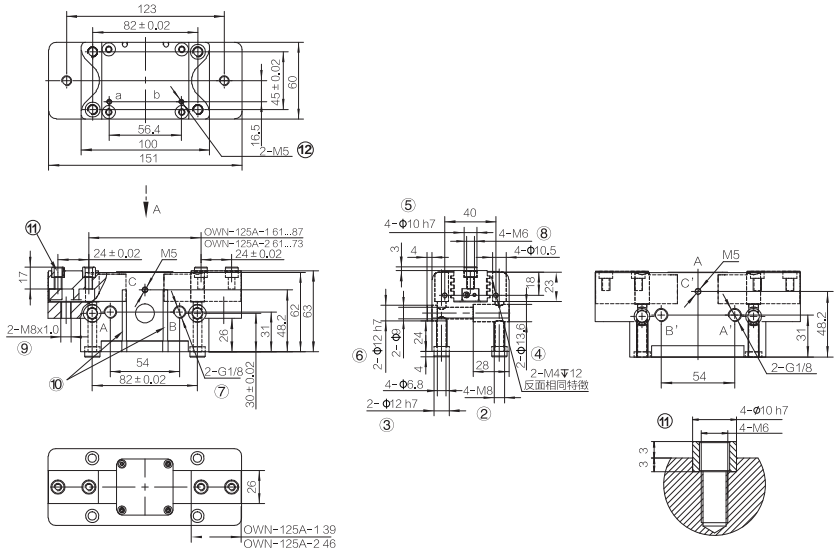

AS/IS

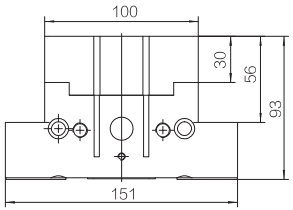

防護版本 Protection version

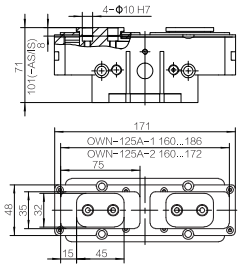

①夾爪固定孔 Gripper fixing hole
②夾爪背面固定螺紋孔 Fix the threaded hole on the back of the jaws
③夾爪背面定位套 Locating sleeve on the back of the clamping jaw
④夾爪側面固定孔 Fixing hole on the side of the clamping jaw
⑤夾指定位套 Clip designated sleeve
⑥夾爪側面定位套 Clamping jaw side positioning sleeve
⑦壓縮空氣接口 Compressed air interface
⑧夾指固定螺紋孔 Finger fixing screw hole
⑨傳感器固定螺紋孔 Sensor fixing screw hole
⑩磁性傳感器檢測槽 Magnetic sensor detection slot
⑪爪頭連接說明 Claw head connection instructions
⑫進氣孔 Air inlet
⑬連接法蘭 Mounting flange
⑭夾爪 Gripper

A\a 空氣接口(關閉) Air connection (closed)
B\b 空氣接口(打開) Air connection (closed)
C 空氣吹掃接口 Air purge interface
A' 備用空氣接口(關閉) Spare air connection (closed)
B' 備用空氣接口(打開) Spare air connection (open)

底部進氣說明 Bottom intake description

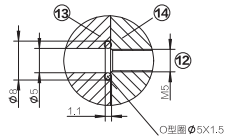

產品規格 PRODUCT SPECIFICATIONS

OWN-160A



容許外力負載 Allow external force

- 如果外力超過最大容許負載，產品使用壽命將會減少。
- If the external force exceeds the maximum allowable load, the service life of the product will be reduced.

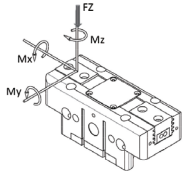

Mx max [Nm]	170
My max[Nm]	180
Mz max[Nm]	130
Fz max[N]	4300

夾持力曲線圖 – 氣爪關閉 Clamping force graph–gripper closed

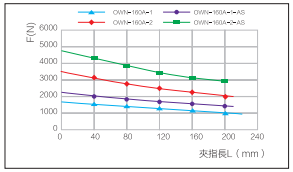

夾持力曲線圖 – 氣爪張開 Clamping force curve–Gripper open

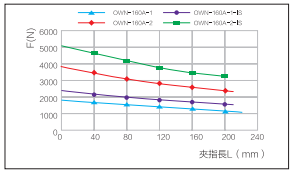

隨夾持點距離的不同，夾持力的變化曲線
Variation curve of clamping force with different clamping point distance

- 最大夾持力是指夾持點距離為0,懸臂距離為0時兩夾爪夾持力的合計值。
- 隨個體的不同，實際夾持力會存在波動，以上僅供參考。
- The large clamping force refers to the total value of the clamping force of the two clamping jaws when the clamping point distance is 0 and the cantilever distance is 0.
- The actual clamping force will fluctuate depending on the individual. The above is for reference only.

型號 Model	單指行程 (mm)	關閉力 (N)	開啟力 (N)	最小彈簧力(N)	本體重量 (kg)	抓取重量 (kg)	定位精度 (mm)	氣體耗量 (cm^3)	關閉時間 (s)	打開時間 (s)	最低工作壓力 (bar)	最高工作壓力 (bar)	每夾指最大重量(kg)	夾指最大長度 (mm)	單價(元) Price(yuan)
OWN-160A-1	16	1710	1820		2.6	8.55	±0.01	162	0.15	0.15	2.5	8	3.5	220	
OWN-160-1-AS	16	2280		570	3.6	8.55	±0.01	210	0.12	0.25	4	6.5	3.5	210	
OWN-160A-1-IS	16		2390	570	3.6	8.55	±0.01	262	0.25	0.12	4	6.5	3.5	210	
OWN-160A-1	8	3550	3780		2.6	17.75	±0.01	162	0.15	0.15	2.5	8	3.5	210	
OWN-160A-2-AS	8	4770		1220	3.6	17.75	±0.01	210	0.12	0.25	4	6.5	3.5	200	
OWN-160A-2-IS	8		5000	1220	3.6	17.75	±0.01	262	0.25	0.12	4	6.5	3.5	200	

加防護結構 / Add protective structure

型號 Model	OWN-160A-1-SD	OWN-160A-1-AS-SD	OWN-160A-1-IS-SD	OWN-160A-1-SD	OWN-160A-2-AS-SD	OWN-160A-2-IS-SD
重量 Weight(kg)	3	4	4	3	4	4
防護等級 Protection to IEC 60529	IP64	IP64	IP64	IP64	IP64	IP64

選配耐高溫配置 / Optional high temperature resistant configuration

型號 Model	OWN-160A-1-HT	OWN-160A-1-AS-HT	OWN-160A-1-IS-HT	OWN-160A-1-HT	OWN-160A-2-AS-HT	OWN-160A-2-IS-HT
工作溫度 Operating temperature(℃)	-10 ~ 130	-10 ~ 130	-10 ~ 130	-10 ~ 130	-10 ~ 130	-10 ~ 130

外形尺寸 OVERALL DIMENSIONS

OWN-160A

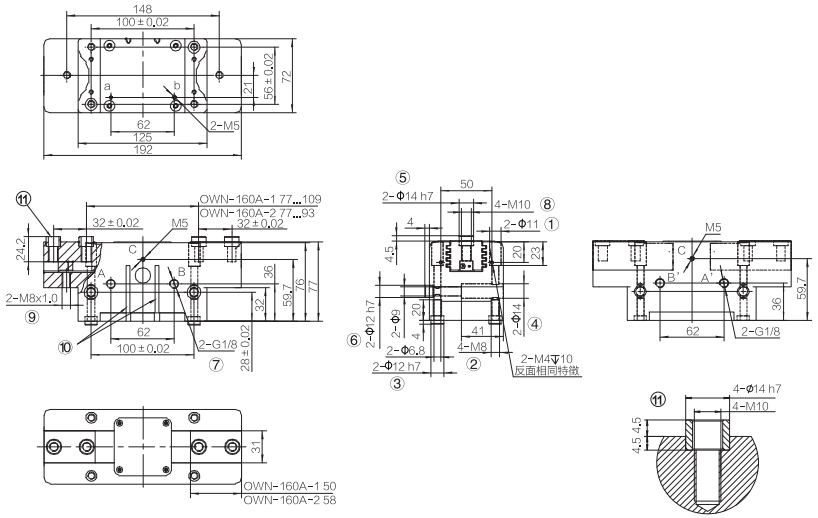

AS/IS

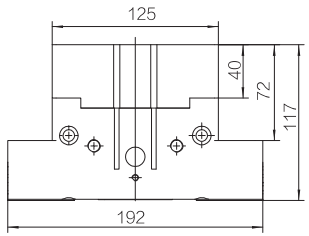

防護版本 Protection version

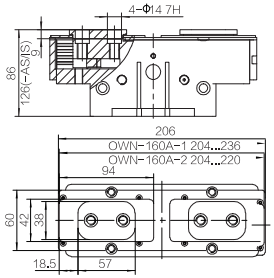

①夾爪固定孔 Gripper fixing hole
②夾爪背面固定螺紋孔 Fix the threaded hole on the back of the jaws
③夾爪背面定位套 Locating sleeve on the back of the clamping jaw
④夾爪側面固定孔 Fixing hole on the side of the clamping jaw
⑤夾指定位套 Clip designated sleeve
⑥夾爪側面定位套 Clamping jaw side positioning sleeve
⑦壓縮空氣接口 Compressed air interface
⑧夾指固定螺紋孔 Finger fixing screw hole
⑨傳感器固定螺紋孔 Sensor fixing screw hole
⑩磁性傳感器檢測槽 Magnetic sensor detection slot
⑪爪頭連接說明 Claw head connection instructions
⑫進氣孔 Air inlet
⑬連接法蘭 Mounting flange
⑭夾爪 Gripper

A\a 空氣接口(關閉) Air connection (closed)
B\b 空氣接口(打開) Air connection (closed)
C 空氣吹掃接口 Air purge interface
A' 備用空氣接口(關閉) Spare air connection (closed)
B' 備用空氣接口(打開) Spare air connection (open)

底部進氣說明 Bottom intake description

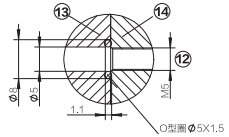

產品規格 PRODUCT SPECIFICATIONS

OWN-200A



容許外力負載 Allow external force

- 如果外力超過最大容許負載，產品使用壽命將會減少。
- If the external force exceeds the maximum allowable load, the service life of the product will be reduced.

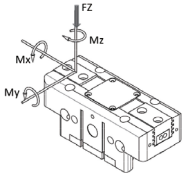

Mx max [Nm]	180
My max[Nm]	200
Mz max[Nm]	140
Fz max[N]	5000

夾持力曲線圖 – 氣爪關閉 Clamping force graph–gripper closed

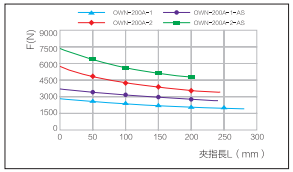

夾持力曲線圖 – 氣爪張開 Clamping force curve–Gripper open

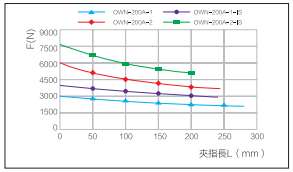

隨夾持點距離的不同，夾持力的變化曲線
Variation curve of clamping force with different clamping point distance

- 最大夾持力是指夾持點距離為0,懸臂距離為0時兩夾爪夾持力的合計值。
- 隨個體的不同，實際夾持力會存在波動，以上僅供參考。
- The large clamping force refers to the total value of the clamping force of the two clamping jaws when the clamping point distance is 0 and the cantilever distance is 0.
- The actual clamping force will fluctuate depending on the individual. The above is for reference only.

型號 Model	單指行程 (mm)	關閉力 (N)	開啟力 (N)	最小彈簧力(N)	本體重量 (kg)	抓取重量 (kg)	定位精度 (mm)	氣體耗量 (cm^3)	關閉時間 (s)	打開時間 (s)	最低工作壓力 (bar)	最高工作壓力 (bar)	每夾指最大重量(kg)	夾指最大長度 (mm)	單價(元) Price(yuan)
OWN-200A-1	25	2810	2980		5	14	±0.02	380	0.35	0.35	2.5	8	6.5	280	
OWN-200A-1-AS	25	3720		910	7.5	14	±0.02	490	0.30	0.60	4	6.5	6.5	240	
OWN-200A-1-IS	25		3890	910	7.5	14	±0.02	620	0.60	0.30	4	6.5	6.5	240	
OWN-200A-2	14	5700	6000		5	28.5	±0.02	380	0.35	0.35	2.5	8	6.5	240	
OWN-200A-2-AS	14	7300		1600	7.5	28.5	±0.02	490	0.30	0.60	4	6.5	6.5	200	
OWN-200A-2-IS	14		7700	1600	7.5	28.5	±0.02	620	0.60	0.3	4	6.5	6.5	200	

加防護結構 / Add protective structure

型號 Model	OWN-200A-1-SD	OWN-200A-1-AS-SD	OWN-200A-1-IS-SD	OWN-200A-2-SD	OWN-200A-2-AS-SD	OWN-200A-2-IS-SD
重量 Weight(kg)	5.6	8.1	8.1	5.6	8.1	8.1
防護等級 Protection to IEC 60529	IP64	IP64	IP64	IP64	IP64	IP64

選配耐高溫配置 / Optional high temperature resistant configuration

型號 Model	OWN-200A-1-HT	OWN-200A-1-AS-HT	OWN-200A-1-IS-HT	OWN-200A-2-HT	OWN-200A-2-AS-HT	OWN-200A-2-IS-HT
工作溫度 Operating temperature(℃)	-10 ~ 130	-10 ~ 130	-10 ~ 130	-10 ~ 130	-10 ~ 130	-10 ~ 130

外形尺寸 OVERALL DIMENSIONS

OWN-200A

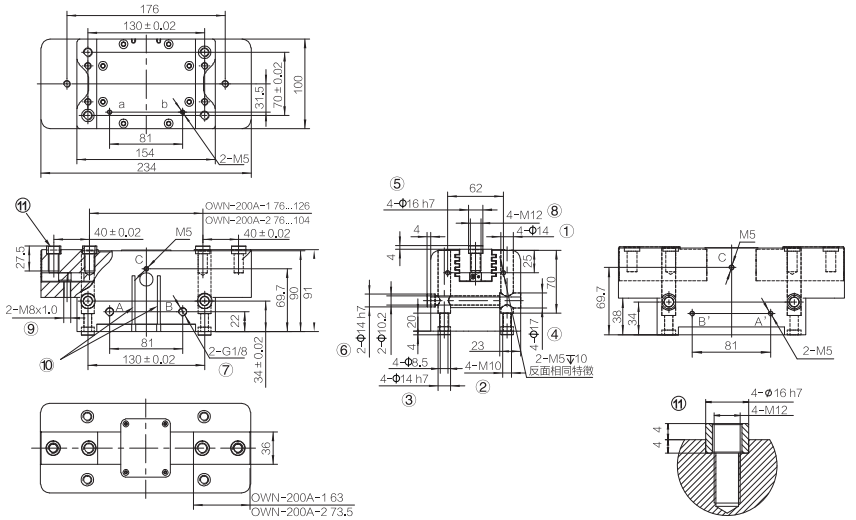

AS/IS

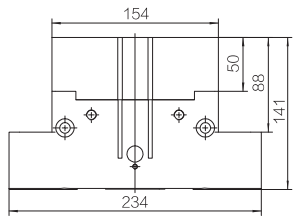

防護版本 Protection version

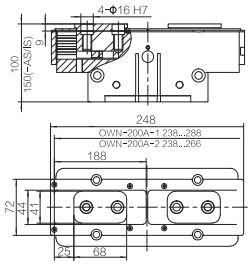

①夾爪固定孔 Gripper fixing hole
②夾爪背面固定螺紋孔 Fix the threaded hole on the back of the jaws
③夾爪背面定位套 Locating sleeve on the back of the clamping jaw
④夾爪側面固定孔 Fixing hole on the side of the clamping jaw
⑤夾指定位套 Clip designated sleeve
⑥夾爪側面定位套 Clamping jaw side positioning sleeve
⑦壓縮空氣接口 Compressed air interface
⑧夾指固定螺紋孔 Finger fixing screw hole
⑨傳感器固定螺紋孔 Sensor fixing screw hole
⑩磁性傳感器檢測槽 Magnetic sensor detection slot
⑪爪頭連接說明 Claw head connection instructions
⑫進氣孔 Air inlet
⑬連接法蘭 Mounting flange
⑭夾爪 Gripper

A\a 空氣接口(關閉) Air connection (closed)
B\b 空氣接口(打開) Air connection (closed)
C 空氣吹掃接口 Air purge interface
A' 備用空氣接口(關閉) Spare air connection (closed)
B' 備用空氣接口(打開) Air connection (open)

底部進氣說明 Bottom intake description

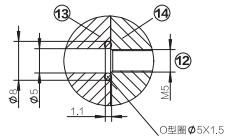

產品規格 PRODUCT SPECIFICATIONS

OWN-220A



容許外力負載 Allow external force

- 如果外力超過最大容許負載，產品使用壽命將會減少。
- If the external force exceeds the maximum allowable load, the service life of the product will be reduced.

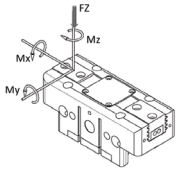

Mx max [Nm]	160
My max[Nm]	170
Mz max[Nm]	125
Fz max[N]	4200

夾持力曲線圖 – 氣爪關閉 Clamping force graph–gripper closed

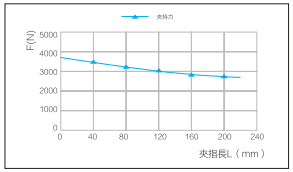

夾持力曲線圖 – 氣爪張開 Clamping force curve–Gripper open

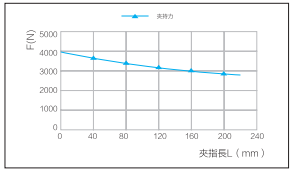

隨夾持點距離的不同，夾持力的變化曲線
Variation curve of clamping force with different clamping point distance

- 最大夾持力是指夾持點距離為0,懸臂距離為0時兩夾爪夾持力的合計值。
- 隨個體的不同，實際夾持力會存在波動，以上僅供參考。
- The large clamping force refers to the total value of the clamping force of the two clamping jaws when the clamping point distance is 0 and the cantilever distance is 0.
- The actual clamping force will fluctuate depending on the individual. The above is for reference only.

型號 Model	單指行程 (mm)	關閉力 (N)	開啟力 (N)	最小彈簧力(N)	本體重量 (kg)	抓取重量 (kg)	定位精度 (mm)	氣體耗量 (cm^3)	關閉時間 (s)	開戶時間 (s)	最低工作壓力 (bar)	最高工作壓力 (bar)	每夾指最大重量(kg)	夾指最大長度 (mm)	單價(元) Price(yuan)
OWN-220A-1	16	3700	4000		3.9	18.5	±0.02	263	0.16	0.16	2.5	8	7.5	220	

加防護結構 / Add protective structure

型號 Model	OWN-220A-1-SD
重量 Weight(kg)	4.4
防護等級 Protection to IEC 60529	IP64

選配耐高溫配置 / Optional high temperature resistant configuration

型號 Model	OWN-220A-1-HT
工作溫度 Operating temperature(℃)	-10 ~ 130

外形尺寸 OVERALL DIMENSIONS

OWN-220A

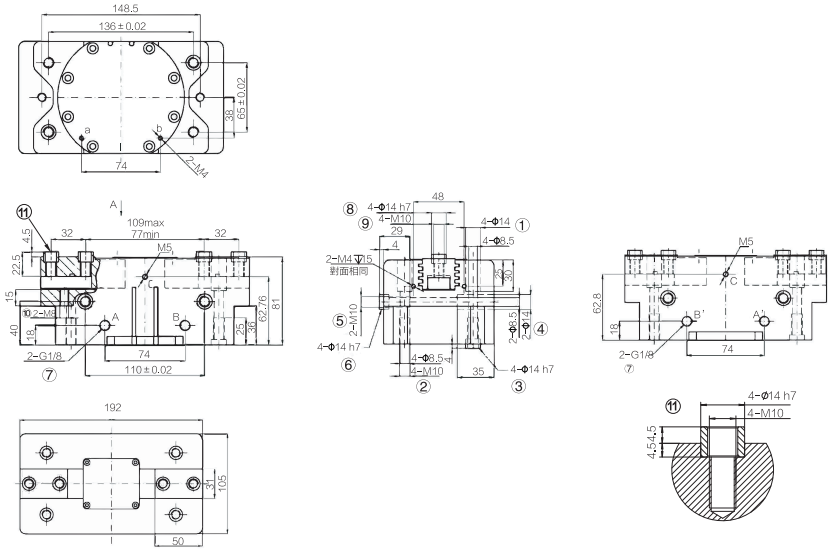

防護版本 Protection version

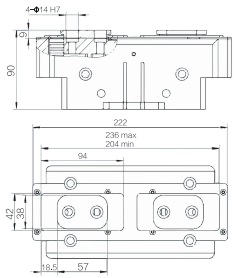

①夾爪固定孔 Gripper fixing hole
②夾爪背面固定螺紋孔 Fix the threaded hole on the back of the jaws
③夾爪背面定位套 Locating sleeve on the back of the clamping jaw
④夾爪側面固定孔 Fixing hole on the side of the clamping jaw
⑤夾指定位套 Clip designated sleeve
⑥夾爪側面定位套 Clamping jaw side positioning sleeve
⑦壓縮空氣接口 Compressed air interface
⑧夾指固定螺紋孔 Finger fixing screw hole
⑨傳感器固定螺紋孔 Sensor fixing screw hole
⑩磁性傳感器檢測槽 Magnetic sensor detection slot

⑪爪頭連接說明 Claw head connection instructions
⑫進氣孔 Air inlet
⑬連接法蘭 Mounting flange
⑭夾爪 Gripper

A\a 空氣接口(關閉) Air connection (closed)
B\b 空氣接口(打開) Air connection (closed)
C 空氣吹掃接口 Air purge interface
A' 備用空氣接口(關閉) Spare air connection (closed)
B' 備用空氣接口(打開) Spare air connection (open)

底部進氣說明 Bottom intake description

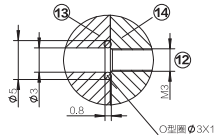

產品規格 PRODUCT SPECIFICATIONS

OWN-240A



容許外力負載 Allow external force

- 如果外力超過最大容許負載，產品使用壽命將會減少。
- If the external force exceeds the maximum allowable load, the service life of the product will be reduced.

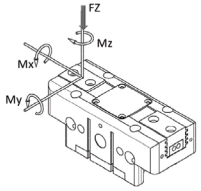

Mx max [Nm]	260
My max[Nm]	250
Mz max[Nm]	160
Fz max[N]	6200

夾持力曲線圖 – 氣爪關閉 Clamping force graph–gripper closed

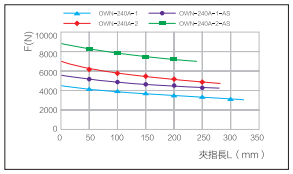

夾持力曲線圖 – 氣爪張開 Clamping force curve–Gripper open

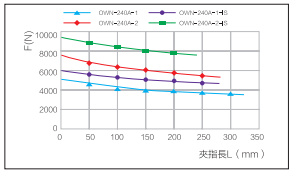

隨夾持點距離的不同，夾持力的變化曲線
Variation curve of clamping force with different clamping point distance

- 最大夾持力是指夾持點距離為0,懸臂距離為0時兩夾爪夾持力的合計值。
- 隨個體的不同，實際夾持力會存在波動，以上僅供參考。
- The large clamping force refers to the total value of the clamping force of the two clamping jaws when the clamping point distance is 0 and the cantilever distance is 0.
- The actual clamping force will fluctuate depending on the individual. The above is for reference only.

型號 Model	單指行程 (mm)	關閉力 (N)	開啟力 (N)	最小彈簧力(N)	本體重量 (kg)	抓取重量 (kg)	定位精度 (mm)	氣體耗量 (cm^3)	關閉時間 (s)	打開時間 (s)	最低工作壓力 (bar)	最高工作壓力 (bar)	每夾指最大重量(kg)	夾指最大長度 (mm)	單價(元) Price(yuan)
OWN-240A-1	30	4500	4750		7.7	22.5	±0.04	650	0.45	0.45	2.5	8	8.5	320	
OWN-240A-1-AS	30	5600		1100	11.8	22.5	±0.04	800	0.35	0.65	4	6.5	8.5	280	
OWN-240A-1-IS	30		5850	1100	11.8	22.5	±0.04	990	0.65	0.35	4	6.5	8.5	280	
OWN-240A-2	17	6970	7360		7.7	34.8	±0.04	650	0.45	0.45	2.5	8	8.5	280	
OWN-240A-2-AS	17	8810		1840	11.8	34.8	±0.04	800	0.35	0.65	4	6.5	8.5	240	
OWN-240A-2-IS	17		9200	1840	11.8	34.8	±0.04	990	0.65	0.35	4	6.5	8.5	240	

加防護結構 / Add protective structure

型號 Model	OWN-240A-1-SD	OWN-240A-1-AS-SD	OWN-240A-1-IS-SD	OWN-240A-2-SD	OWN-240A-2-AS-SD	OWN-240A-2-IS-SD
重量 Weight(kg)	10.3	14.4	14.4	10.3	14.4	14.4
防護等級 Protection to IEC 60529	IP64	IP64	IP64	IP64	IP64	IP64

選配耐高溫配置 / Optional high temperature resistant configuration

型號 Model	OWN-24A-1-HT	OWN-240A-1-AS-HT	OWN-240A-1-IS-HT	OWN-240A-2-HT	OWN-240A-2-AS-HT	OWN-240A-2-IS-HT
工作溫度 Operating temperature(℃)	−10 ~ 130	−10 ~ 130	−10 ~ 130	−10 ~ 130	−10 ~ 130	−10 ~ 130

外形尺寸 OVERALL DIMENSIONS

OWN-240A

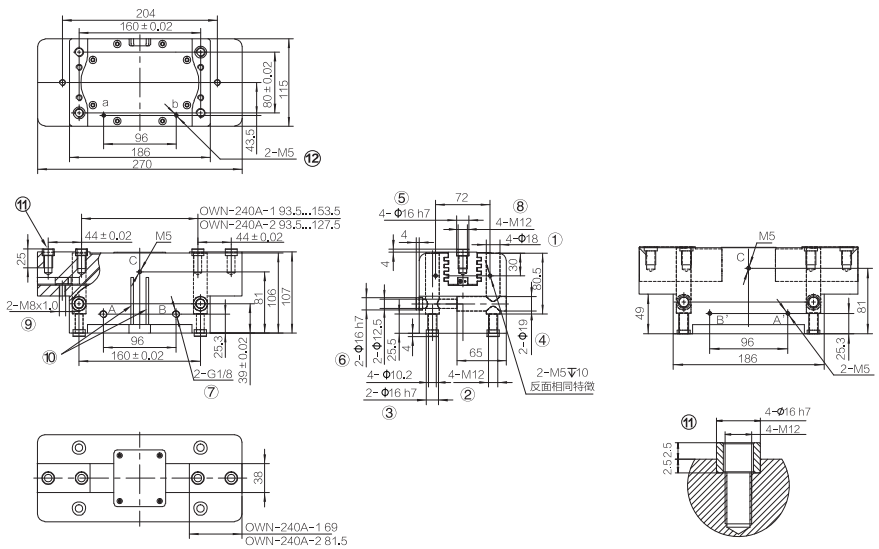

AS/IS

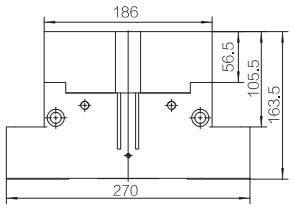

防護版本 Protection version

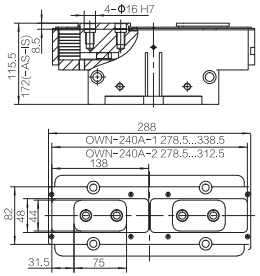

①夾爪固定孔 Gripper fixing hole
②夾爪背面固定螺紋孔 Fix the threaded hole on the back of the jaws
③夾爪背面定位套 Locating sleeve on the back of the clamping jaw
④夾爪側面固定孔 Fixing hole on the side of the clamping jaw
⑤夾指定位套 Clip designated sleeve
⑥夾爪側面定位套 Clamping jaw side positioning sleeve
⑦壓縮空氣接口 Compressed air interface
⑧夾指固定螺紋孔 Finger fixing screw hole
⑨傳感器固定螺紋孔 Sensor fixing screw hole
⑩磁性傳感器檢測槽 Magnetic sensor detection slot

⑪爪頭連接說明 Claw head connection instructions
⑫進氣孔 Air inlet
⑬連接法蘭 Mounting flange
⑭夾爪 Gripper

A\a 空氣接口(關閉) Air connection (closed)
B\b 空氣接口(打開) Air connection (closed)
C 空氣吹掃接口 Air purge interface
A' 備用空氣接口(關閉) Spare air connection (closed)
B' 備用空氣接口(打開) Spare air connection (open)

底部進氣說明 Bottom intake description

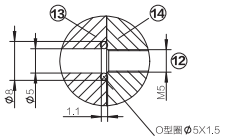

產品規格 PRODUCT SPECIFICATIONS

OWN-300A



容許外力負載 Allow external force

- 如果外力超過最大容許負載，產品使用壽命將會減少。
- If the external force exceeds the maximum allowable load, the service life of the product will be reduced.

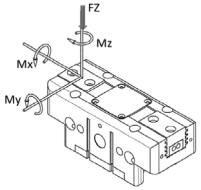

Mx max [Nm]	400
My max [Nm]	400
Mz max [Nm]	250
Fz max [N]	8000

夾持力曲線圖 – 氣爪關閉 Clamping force graph–gripper closed

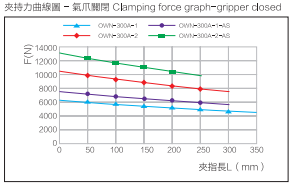

夾持力曲線圖 – 氣爪張開 Clamping force curve–Gripper open

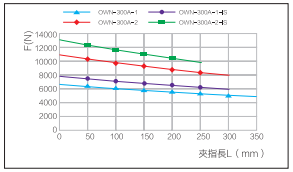

隨夾持點距離的不同，夾持力的變化曲線
Variation curve of clamping force with different clamping point distance

- 最大夾持力是指夾持點距離為0,懸臂距離為0時兩夾爪夾持力的合計值。
- 隨個體的不同，實際夾持力會存在波動，以上僅供參考。
- The large clamping force refers to the total value of the clamping force of the two clamping jaws when the clamping point distance is 0 and the cantilever distance is 0.
- The actual clamping force will fluctuate depending on the individual. The above is for reference only.

型號 Model	單指行程 (mm)	關閉力 (N)	開啟力 (N)	最小彈簧力(N)	本體重量 (kg)	抓取重量 (kg)	定位精度 (mm)	氣體耗量 (cm^3)	關閉時間 (s)	打開時間 (s)	最低工作壓力 (bar)	最高工作壓力 (bar)	每夾指最大重量(kg)	夾指最大長度 (mm)	單價(元) Price(yuan)
OWN-300A-1	35	6290	6630		13.5	31	±0.05	1040	0.50	0.50	2.5	8	11.5	350	
OWN-300-1-AS	35	7440		1400	17.2	31	±0.05	1290	0.40	0.70	4	6.5	11.5	300	
OWN-300A-1-IS	35		7730	1400	17.2	31	±0.05	1550	0.70	0.40	4	6.5	11.5	300	
OWN-300A-2	20	10400	10900		13.5	52	±0.05	1040	0.50	0.50	2.5	8	11.5	300	
OWN-300A-2-AS	20	12600		2200	17.2	52	±0.05	1290	0.40	0.70	4	6.5	11.5	250	
OWN-300A-2-IS	20		13100	2200	17.2	52	±0.05	1550	0.70	0.40	4	6.5	11.5	250	

加防護結構 / Add protective structure

型號 Model	OWN-300A-1-SD	OWN-300A-1-AS-SD	OWN-300A-1-IS-SD	OWN-300A-2-SD	OWN-300A-2-AS-SD	OWN-300A-2-IS-SD
重量 Weight(kg)	17.6	21.3	21.3	17.6	21.3	21.3
防護等級 Protection to IEC 60529	IP64	IP64	IP64	IP64	IP64	IP64

選配耐高溫配置 / Optional high temperature resistant configuration

型號 Model	OWN-300A-1-HT	OWN-300A-1-AS-HT	OWN-300A-1-IS-HT	OWN-300A-2-HT	OWN-300A-2-AS-HT	OWN-300A-2-IS-HT
工作溫度 Operating temperature(℃)	−10 ~ 130	−10 ~ 130	−10 ~ 130	−10 ~ 130	−10 ~ 130	−10 ~ 130

外形尺寸 OVERALL DIMENSIONS

OWN-300A

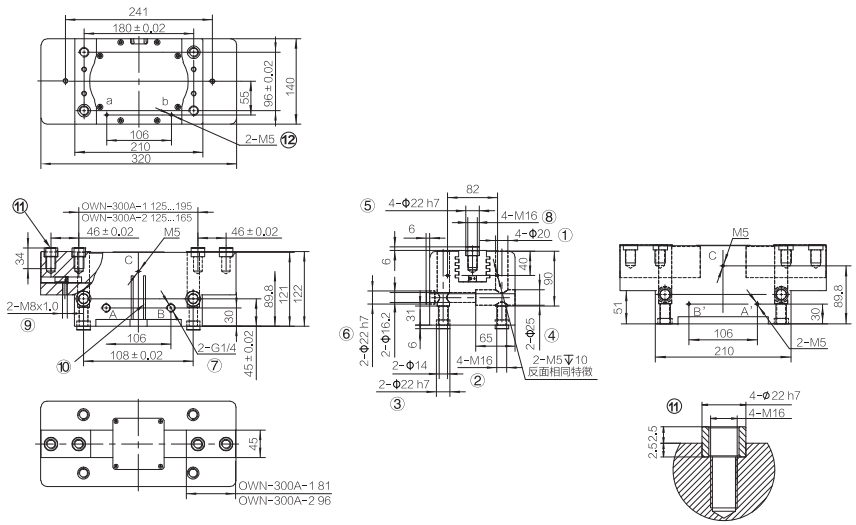

AS/IS

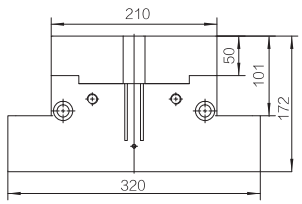

防護版本 Protection version

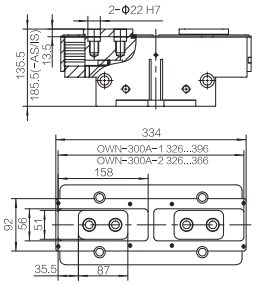

①夾爪固定孔 Gripper fixing hole
②夾爪背面固定螺紋孔 Fix the threaded hole on the back of the jaws
③夾爪背面定位套 Locating sleeve on the back of the clamping jaw
④夾爪側面固定孔 Fixing hole on the side of the clamping jaw
⑤夾指定位套 Clip designated sleeve
⑥夾爪側面定位套 Clamping jaw side positioning sleeve
⑦壓縮空氣接口 Compressed air interface
⑧夾指固定螺紋孔 Finger fixing screw hole
⑨傳感器固定螺紋孔 Sensor fixing screw hole
⑩磁性傳感器檢測槽 Magnetic sensor detection slot
⑪爪頭連接說明 Claw head connection instructions
⑫進氣孔 Air inlet
⑬連接法蘭 Mounting flange
⑭夾爪 Gripper

A\a 空氣接口(關閉) Air connection (closed)
B\b 空氣接口(打開) Air connection (closed)
C 空氣吹掃接口 Air purge interface
A' 備用空氣接口(關閉) Spare air connection (closed)
B' 備用空氣接口(打開) Spare air connection (open)

底部進氣說明 Bottom intake description

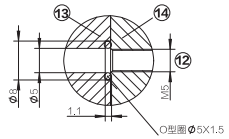

產品規格 PRODUCT SPECIFICATIONS

OWN-380A



容許外力負載 Allow external force

- 如果外力超過最大容許負載，產品使用壽命將會減少。
- If the external force exceeds the maximum allowable load, the service life of the product will be reduced.

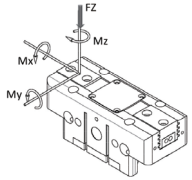

Mx max [Nm]	560
My max[Nm]	560
Mz max[Nm]	370
Fz max[N]	10000

夾持力曲線圖 – 氣爪關閉 Clamping force graph–gripper closed

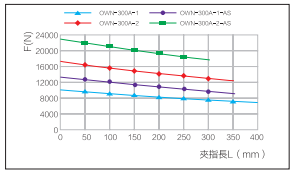

夾持力曲線圖 – 氣爪張開 Clamping force curve–Gripper open

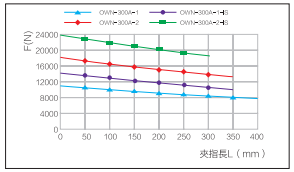

隨夾持點距離的不同，夾持力的變化曲線
Variation curve of clamping force with different clamping point distance

- 最大夾持力是指夾持點距離為0,懸臂距離為0時兩夾爪夾持力的合計值。
- 隨個體的不同，實際夾持力會存在波動，以上僅供參考。
- The large clamping force refers to the total value of the clamping force of the two clamping jaws when the clamping point distance is 0 and the cantilever distance is 0.
- The actual clamping force will fluctuate depending on the individual. The above is for reference only.

型號 Model	單指行程 (mm)	關閉力 (N)	開啟力 (N)	最小彈簧力(N)	本體重量 (kg)	抓取重量 (kg)	定位精度 (mm)	氣體耗量 (cm^3)	關閉時間 (s)	打開時間 (s)	最低工作壓力 (bar)	最高工作壓力 (bar)	每夾指最大重量(kg)	夾指最大長度 (mm)	單價(元) Price(yuan)
OWN-380A-1	45	10100	10450		25.5	50.5	±0.05	2270	0.60	0.60	2.5	8	17	400	
OWN-380A-1-AS	45	13400		3300	36	50.5	±0.05	2700	0.50	0.80	4	6.5	17	350	
OWN-380A-1-IS	45		13750	3300	36	50.5	±0.05	3170	0.80	0.50	4	6.5	17	350	
OWN-380A-2	26	17300	18000		25.5	86.5	±0.05	2270	0.60	0.60	2.5	8	17	350	
OWN-380A-2-AS	26	23000		5700	36	86.5	±0.05	2700	0.50	0.80	4	6.5	17	300	
OWN-380A-2-IS	26		23700	5700	36	86.5	±0.05	3170	0.80	0.50	4	6.5	17	300	

加防護結構 / Add protective structure

型號 Model	OWN-380A-1-SD	OWN-380A-1-AS-SD	OWN-380A-1-IS-SD	OWN-380A-2-SD	OWN-380A-2-AS-SD	OWN-380A-2-IS-SD
重量 Weight(kg)	27.5	38	38	27.5	38	38
防護等級 Protection to IEC 60529	IP64	IP64	IP64	IP64	IP64	IP64

選配耐高溫配置 / Optional high temperature resistant configuration

型號 Model	OWN-380A-1-HT	OWN-380A-1-AS-HT	OWN-380A-1-IS-HT	OWN-380A-2-HT	OWN-380A-2-AS-HT	OWN-380A-2-IS-HT
工作溫度 Operating temperature(℃)	-10 ~ 130	-10 ~ 130	-10 ~ 130	-10 ~ 130	-10 ~ 130	-10 ~ 130

外形尺寸 OVERALL DIMENSIONS

OWN-380A

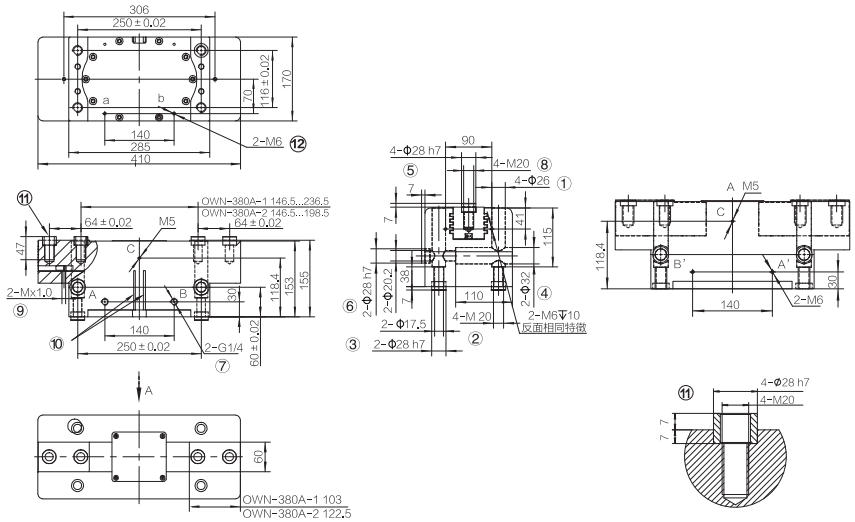

AS/IS

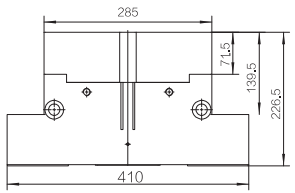

防護版本 Protection version

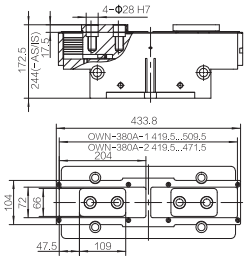

①夾爪固定孔 Gripper fixing hole
②夾爪背面固定螺紋孔 Fix the threaded hole on the back of the jaws
③夾爪背面定位套 Locating sleeve on the back of the clamping jaw
④夾爪側面固定孔 Fixing hole on the side of the clamping jaw
⑤夾指定位套 Clip designated sleeve
⑥夾爪側面定位套 Clamping jaw side positioning sleeve
⑦壓縮空氣接口 Compressed air interface
⑧夾指固定螺紋孔 Finger fixing screw hole
⑨傳感器固定螺紋孔 Sensor fixing screw hole
⑩磁性傳感器檢測槽 Magnetic sensor detection slot

⑪爪頭連接說明 Claw head connection instructions
⑫進氣孔 Air inlet
⑬連接法蘭 Mounting flange
⑭夾爪 Gripper

A\a 空氣接口(關閉) Air connection (closed)
B\b 空氣接口(打開) Air connection (closed)
C 空氣吹掃接口 Air purge interface
A' 備用空氣接口(關閉) Spare air connection (closed)
B' 備用空氣接口(打開) Spare air connection (open)

底部進氣說明 Bottom intake description

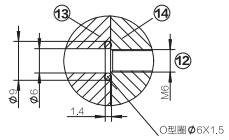

運用實例 APPLICATION EXAMPLE



選型規則 SELECTION RULES

OHN

三指定心机械夹爪 3-jaw concentric grippers

OHN-型號-1/2
(標準本體)



OHN-型號-1/2-SD
(標準本體加防護)



OHN-型號-1/2-AS/IS
(本體帶夹持力)

OHN-型號-1/2-AS/IS-SD
(本體帶夹持力加防護配置)

OHN-型號-1/2-AS/IS-SD-HT
(本體帶夹持力加防護、加耐高溫配置)
(本體材質不一樣)

選型圖 Selection chart

OHN – 40A – 1 – AS – SD

類型 Type
OHN：三指夾爪

型號 Model
40A
50A
64A
80A
100A
125A
135A
160A
200A
240A
300A
380A

系列 Series
1：1系列
2：2系列
字母：配件

夾持方向 Direction
AS：從外向內夾力
IS ：從內向外夾力
無 ：無夾力

加選外設 Other
SD：加防護
HT：加耐高溫配置
SD-HT：加防護、加耐高溫配置
無：無加外設

容許外力負載 Allow external force

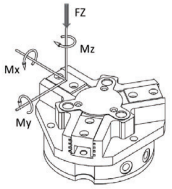

- 如果外力超過最大容許負載，產品使用壽命將會減少。
- If the external force exceeds the maximum allowable load, the service life of the product will be reduced.

型號 Model	靜態抗力矩 Mx max [Nm]	靜態抗力矩 My max [Nm]	靜態抗力矩 Mz max [Nm]	靜態力 Fz max [N]	建議抓取重量 Grab weight[kg]
OHN-40A-1	10	12	5	250	1.47
OHN-50A-1/2	22	25	10	500	1.92 / 4
OHN-64A-1/2	45	60	45	1200	3.5 / 5.95
OHN-80A-1/2	60	90	60	1500	6.25 / 13
OHN-100A-1/2	80	115	70	2000	11.4 / 24
OHN-125A-1/2	120	145	100	2800	18.5 / 34.5
OHN-135A-1	160	170	110	4400	18.5
OHN-160A-1/2	150	160	115	4000	25 / 46
OHN-200A-1/2	180	200	140	5000	41 / 73
OHN-240A-1/2	260	250	160	6100	47.5 / 98.5
OHN-300A-1/2	400	400	280	8000	86 / 151.5
OHN-380A-1/2	560	560	370	10000	145 / 269.5

產品規格 PRODUCT SPECIFICATIONS

配件 Accessories

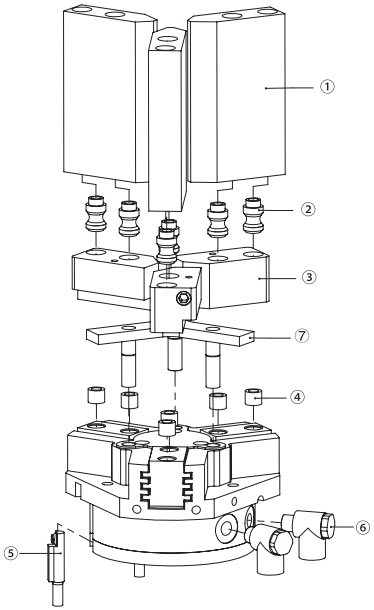

配件選型 Accessories selection

名稱 Name	圖 Pic	尺寸 Size / 型號 Model	A	B	C	D	E	F	G	H	I	J	適用於 Apply to
① 夾指 Grippers		OWHN-40A-JZ	23.8	30	3.3	8	2-⌀2.7貫穿L⌀5↧25	22.1	3.75	7.5	60°	⌀4↧2	OHN-40A系列
		OWHN-50A-JZ	30.4	35	3.4	12.05	2-⌀3.3貫穿L⌀6↧29	27.8	5.25	10.5	60°	⌀5↧2	OHN-50A系列
		OWHN-64A-JZ	35	50	5	13	2-⌀4.3貫穿L⌀8↧41	31.5	6.75	13.5	60°	⌀6↧3	OHN-64A系列
		OWHN-80A-JZ	43	65	6	16	2-⌀4.3貫穿L⌀8↧42	39	8.5	17	60°	⌀8↧2.5	OHN-80A系列
		OWHN-100A-JZ	53.5	80	7	20	2-⌀6.4貫穿L⌀11↧70	48.65	10	20	60°	⌀10↧3	OHN-100A系列
	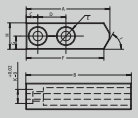	OWHN-125A-JZ	67.5	100	10	24	2-⌀6.4貫穿L⌀11↧90	61.38	13	26	60°	10 3	OHN-125A系列 OHN-135A系列
		OWHN-160A-JZ	86.5	120	12	32	2-⌀10.6貫穿L⌀18↧105	79.28	15.5	31	60°	⌀14↧4.5	OHN-160A系列
		OWHN-200A-JZ	100.5	140	14	40	2-⌀13貫穿L⌀20↧120	92.4	18	36	60°	⌀16↧4	OHN-200A系列
		OWHN-240A-JZ	116.5	150	16	44	2-⌀13貫穿L⌀20↧130	108.4	19	38	60°	⌀16↧4	OHN-240A系列
		OWHN-300A-JZ	139	160	18	46	2-⌀17貫穿L⌀26↧135	129.8	22.5	45	60°	⌀22↧6	OHN-300A系列
		OWHN-380A-JZ	174.2	180	25	64	2-⌀21貫穿L⌀33↧150	161.5	30	60	60°	⌀28↧7	OHN-380A系列

產品規格 PRODUCT SPECIFICATIONS

配件選型 Accessories selection

名稱 Name	圖 Pic	尺寸 Size / 型號 Model	A	B	C	D	E	F	G	H	J	K	L	M	N	O	P	Q	適用於 Apply to
轉換頭 Changeable jaw	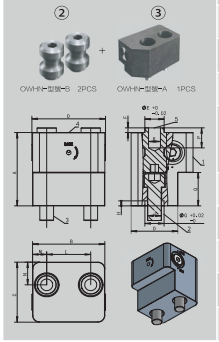	OWHN-40A-A OWHN-40A-B	18.5	16	12	8	4	2	4	2	M2.5	M2.5	8	4	4	20	7.8	8	40A系列
		OWHN-50A-A OWHN-50A-B	20.5	22	18	11	5	2	6	2.5	M3	M3	12	5	5.5	28	9.5	5	50A系列
		OWHN-64A-A OWHN-64A-B	23.5	25	21	13.5	6	2.5	6	2.5	M5	M4	13	6	13	31	10	8	64A系列
		OWHN-80A-A OWHN-80A-B	28.5	32	24	17	8	2.5	8	3	M5	M5	16	8	8.5	38	12.4	10	80A系列
		OWHN-100A-A OWHN-100A-B	38	44	32	20	10	3	10	3	M6	M6	20	12	10	46	15	12	100A系列
		OWHN-125A-A OWHN-125A-B	43	48	36	26	10	3	10	3	M6	M6	24	12	13	50	15	15	125A系列 135A系列
		OWHN-160A-A OWHN-160A-B	65	56	46	38	14	4	14	4.5	M10	M10	32	12	19	58	18	35	160A系列
		OWHN-200A-A OWHN-200A-B	83	68	60	42	16	4	16	4.5	M12	M12	40	14	21	70	29	40	200A系列
		OWHN-240A-A OWHN-240A-B	88	72	60	42	16	4	16	4.5	M12	M12	44	14	21	74	29	40	240A系列
		OWHN-300A-A OWHN-300A-B	100	83	76	52	22	5	22	6.5	M16	M16	46	18.5	26	85	38	40	300A系列
		OWHN-380A-A OWHN-380A-B	110	105	90	68	28	7	28	7.5	M20	M20	64	20.5	34	107	30	50	380A系列

② ③

OWHN-型號-B 2PCS　OWHN-型號-A 1PCS

快換手指說明
1、快速換爪機構（OWHN-型號-A 1PCS）
2、連接匹配定位套孔
3、快速換爪與夾爪連接螺絲
4、Finger連接界面
5、Finger連接螺孔及定位臺階（OWHN-型號-B 2PCS）

Quick change finger instructions
1. Quick-change jaw mechanism (OWHN-Model-A 1PCS)
2. Connection matching positioning sleeve hole
3. Quick-change jaw and clamping jaw connecting screw
4. Finger connection interface
5. Finger connecting screw hole and positioning step (OWHN-Model-B 2PCS)

④ 夾指定位套 Centering disc		OWHN-40A-GDJ			OHN-40A系列
		OWHN-50A-GDJ			OHN-50A系列
		OWHN-64A-GDJ			OHN-64A系列，OHN-80A系列
		OWHN-100A-GDJ			OHN-100A系列，OHN-125A系列，OHN-135A系列
		OWHN-160A-GDJ			OHN-160A系列
		OWHN-200A-GDJ			OHN-200A系列，OHN-240A系列
		OWHN-300A-GDJ			OHN-300A系列
		OWHN-380A-DWT			OHN-380A系列
連接線 Connection line		OHWN-LINEA-300		3m	OHN-40A系列，OHN-50A系列，OHN-64A系列，OHN-80A系列，OHN-100A系列，OHN-125A系列，OHN-135A系列，OHN-160A系列，OHN-200A系列，OHN-240A系列，OHN-300A系列，OHN-380A系列
		OHWN-LINEA-500		5m	
		OHWN-LINEB-300		3m	
		OHWN-LINEB-500		5m	

產品規格 PRODUCT SPECIFICATIONS

配件選型 Accessories selection

名稱 Name	圖 Pic	型號 Model	訂購碼 Item code	尺寸 Size	適用於 Apply to
⑤ 感應器 Sensor	 磁性開關	OSG203M-PNP			OHN-40A系列，OHN-50A系列，OHN-64A系列，OHN-80A系列，OHN-100A系列，OHN-110A系列，OHN-125A系列，OHN-160A系列，OHN-200A系列，OHN-220A系列，OHN-240A系列
		OSG203M-NPN			
	 磁性開關	OST203M-PNP			
		OST203M-NPN			
	 磁性開關	OSA203M-PNP			
		OSA203M-NPN			
	 光電開關	ORL08BF15DNO			OHN-64A系列，OHN-80A系列，OHN-100A系列，OHN-110A系列，OHN-125A系列，OHN-160A系列，OHN-200A系列，OHN-220A系列，OHN-240A系列
		ORL08BF15DNC			
		ORL08BF15DPO			
		ORL08BF15DPC			
		ORL08BF15DNO-E1			
		ORL08BF15DNC-E1			
		ORL08BF15DPO-E1			
		ORL08BF15DPC-E1			
⑥ 氣接頭 Gas connector		AP.RO-137-AS1		M3-⌀4	OHN-40A系列
		AP.RO-137-AS2			
		AP.5002000N20		M5-⌀4 M5-⌀6	OHN-50A系列，OHN-64A系列，OHN-80A系列
		PL4			
		PL6			
		AP.5002000N03		G1/8-⌀6 G1/8-⌀8	OHN-100A系列，OHN-110A系列，OHN-125A系列，OHN-160系列，OHN-200A系列，OHN-220A系列，OHN-240A系列
		AP.5002000N05			
		GPL4-G01			
		GPL6-G01			
		GPL8-G01			
		AP.5002000N04		G1/4-⌀6 G1/4-⌀8	OHN-300A系列、OHN-380系列
		AP.5002000N06			
		GPL6-G02			
		GPL8-G02			
推料板 Pusher		OHN-40A-TLB			OHN-40A系列
		OHN-50A-TLB			OHN-50A系列
		OHN-64A-TLB			OHN-64A系列
		OHN-80A-TLB			OHN-80A系列
		OHN-100A-TLB			OHN-100A系列
		OHN-125A-TLB			OHN-125A系列

產品規格 PRODUCT SPECIFICATIONS

OHN-40A



夾持力曲線圖－氣爪關閉 Clamping force graph-gripper closed

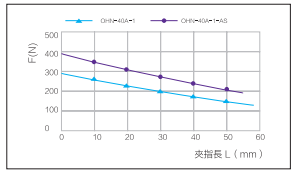

夾持力曲線圖－氣爪張開 Clamping force curve-Gripper open

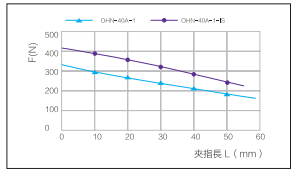

容許外力負載 Allow external force

- 如果外力超過最大容許負載，產品使用壽命將會減少。
- If the external force exceeds the maximum allowable load, the service life of the product will be reduced.

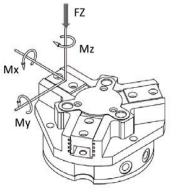

Mx max [Nm]	10
My max[Nm]	12
Mz max[Nm]	5
Fz max[N]	250

隨夾持點距離的不同，夾持力的變化曲線
Variation curve of clamping force with different clamping point distance

- 最大夾持力是指夾持點距離為0,懸臂距離為0時兩夾爪夾持力的合計值。
- 隨個體的不同，實際夾持力會存在波動，以上僅供參考。
- The large clamping force refers to the total value of the clamping force of the two clamping jaws when the clamping point distance is 0 and the cantilever distance is 0.
- The actual clamping force will fluctuate depending on the individual. The above is for reference only.

型號 Model	單指行程 (mm)	關閉力 (N)	開啟力 (N)	最小彈簧力(N)	本體重量 (kg)	抓取重量 (kg)	定位精度 (mm)	氣體耗量 (cm^3)	關閉時間 (s)	打開時間 (s)	最低工作壓力 (bar)	最高工作壓力 (bar)	每夾指最大重量(kg)	夾指最大長度 (mm)	單價(元) Price(yuan)
OHN-40A-1	2.5	295	325		0.13	1.47	±0.01	4.8	0.03	0.03	2	8	0.1	58	
OHN-40A-1-AS	2.5	395		100	0.15	1.47	±0.01	8.9	0.02	0.04	4	6.5	0.1	54	
OHN-40A-1-IS	2.5		425	100	0.15	1.47	±0.01	8.9	0.04	0.02	4	6.5	0.1	54	

加防護結構 / Add protective structure

型號 Model	OHN-40A-1-SD	OHN-40A-1-AS-SD	OHN-40A-1-IS-SD
重量 Weight(kg)	0.16	0.18	0.18
防護等級 Protection to IEC 60529	IP64	IP64	IP64

選配耐高溫配置 / Optional high temperature resistant configuration

型號 Model	OHN-40A-1-HT	OHN-40A-1-AS-HT	OHN-40A-1-IS-HT
工作溫度 Operating temperature(℃)	-10 ~ 130	-10 ~ 130	-10 ~ 130

外形尺寸 OVERALL DIMENSIONS

OHN-40A

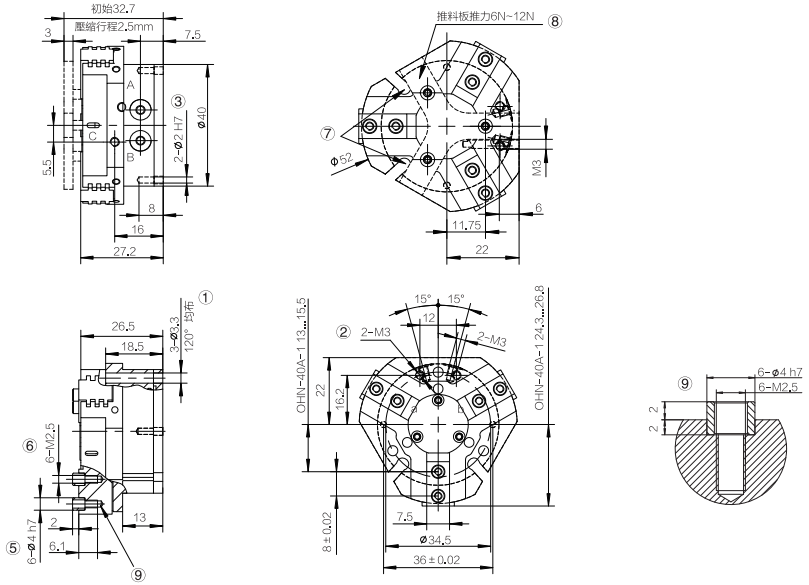

AS/IS

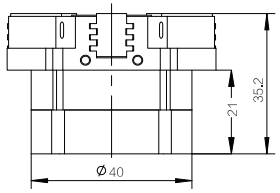

防護版本 Protection version

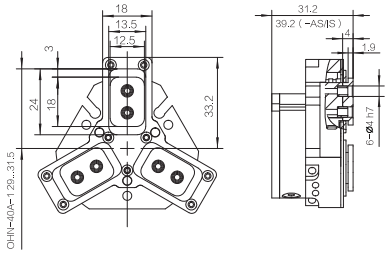

①夾爪固定孔 Gripper fixing hole
②壓縮空氣接口 Compressed air interface
③夾爪定位銷孔 Claw positioning pin hole
⑤夾指定位套 Clip designated position set
⑥夾指固定螺紋孔 Finger fixing threaded hole
⑦磁性傳感器檢測槽 Magnetic sensor detection slot
⑧推料板(選配件) Push plate (optional accessory)
⑨爪頭連接說明 Claw head connection instructions
⑩連接法蘭 Mounting flange
⑪夾爪 Gripper
A\a 空氣接口(關閉) Air connection (closed)
B\b 空氣接口(打開) Air connection (open)
C 空氣增壓孔 Air boost hole

底部進氣說明 Bottom intake description

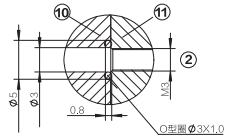

產品規格 PRODUCT SPECIFICATIONS

OHN-50A



容許外力負載 Allow external force

- 如果外力超過最大容許負載，產品使用壽命將會減少。
- If the external force exceeds the maximum allowable load, the service life of the product will be reduced.

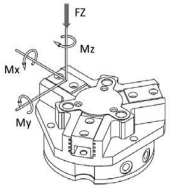

Mx max [Nm]	22
My max[Nm]	25
Mz max[Nm]	10
Fz max[N]	500

夾持力曲線圖 – 氣爪關閉 Clamping force graph–gripper closed

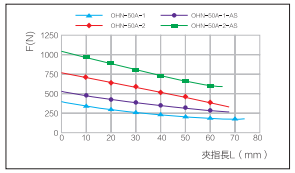

夾持力曲線圖 – 氣爪張開 Clamping force curve–Gripper open

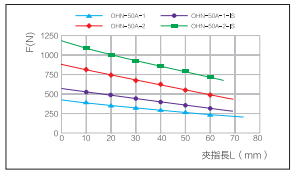

隨夾持點距離的不同，夾持力的變化曲線
Variation curve of clamping force with different clamping point distance

- 最大夾持力是指夾持點距離為0,懸臂距離為0時兩夾爪夾持力的合計值。
- 隨個體的不同，實際夾持力會存在波動。以上僅供參考。
- The large clamping force refers to the total value of the clamping force of the two clamping jaws when the clamping point distance is 0 and the cantilever distance is 0.
- The actual clamping force will fluctuate depending on the individual. The above is for reference only.

型號 Model	單指行程 (mm)	關閉力 (N)	開啟力 (N)	最小彈簧力(N)	本體重量 (kg)	抓取重量 (kg)	定位精度 (mm)	氣體耗量 (cm^3)	關閉時間 (s)	打開時間 (s)	最低工作壓力 (bar)	最高工作壓力 (bar)	每夾指最大重量(kg)	夾指最大長度 (mm)	單價(元) Price(yuan)
OHN-50A-1	4	385	430		0.24	1.92	±0.01	8.8	0.03	0.03	2	8	0.18	72	
OHN-50A-1-AS	4	505		120	0.35	1.92	±0.01	17.8	0.02	0.04	4	6.5	0.18	68	
OHN-50A-1-IS	4		580	150	0.35	1.92	±0.01	17.8	0.04	0.02	4	6.5	0.18	68	
OHN-50A-2	2	800	890		0.24	4	±0.01	8.8	0.03	0.03	2	8	0.18	68	
OHN-50A-2-AS	2	1045		245	0.35	4	±0.01	17.8	0.02	0.04	4	6.5	0.18	64	
OHN-50A-2-IS	2		1200	310	0.35	4	±0.01	17.8	0.04	0.02	4	6.5	0.18	64	

加防護結構 / Add protective structure

型號 Model	OHN-50A-1-SD	OHN-50A-1-AS-SD	OHN-50A-1-IS-SD	OHN-50A-2-SD	OHN-50A-2-AS-SD	OHN-50A-2-IS-SD
重量 Weight(kg)	0.3	0.41	0.41	0.3	0.41	0.41
防護等級 Protection to IEC 60529	IP64	IP64	IP64	IP64	IP64	IP64

選配耐高溫配置 / Optional high temperature resistant configuration

型號 Model	OHN-50A-1-HT	OHN-50A-1-AS-HT	OHN-50A-1-IS-HT	OHN-50A-2-HT	OHN-50A-2-AS-HT	OHN-50A-2-IS-HT
工作溫度 Operating temperature(℃)	−10 ~ 130	−10 ~ 130	−10 ~ 130	−10 ~ 130	−10 ~ 130	−10 ~ 130

外形尺寸 OVERALL DIMENSIONS

OHN-50A

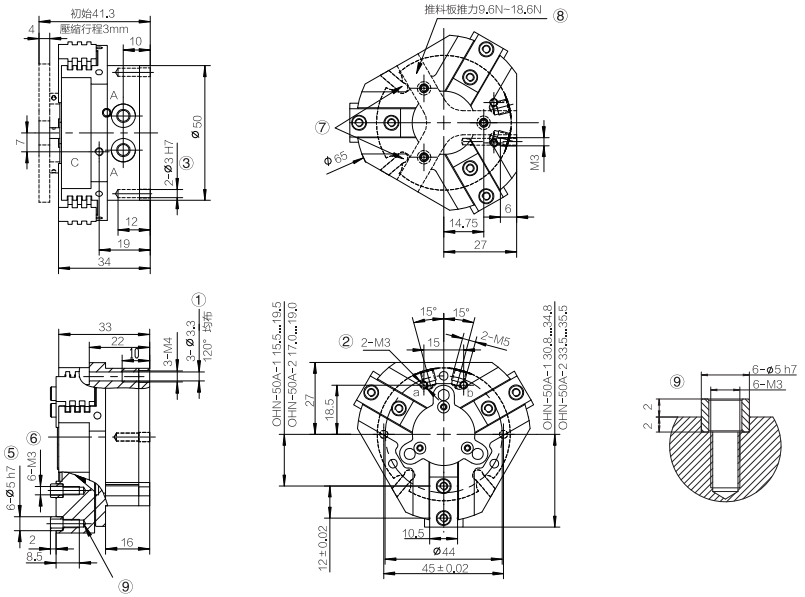

AS/IS

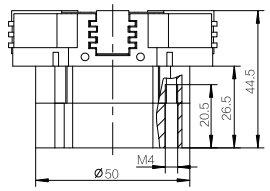

防護版本 Protection version

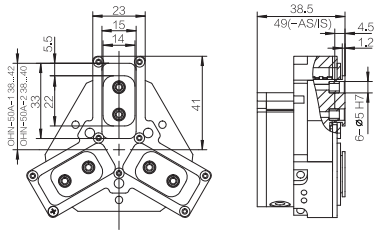

①夾爪固定孔 Gripper fixing hole
②壓縮空氣接口 Compressed air interface
③夾爪定位銷孔 Claw positioning pin hole
⑤夾指定位套 Clip designated position set
⑥夾指固定螺紋孔 Finger fixing threaded hole
⑦磁性傳感器檢測槽 Magnetic sensor detection slot
⑧推料板(選配件) Push plate (optional accessory)
⑨爪頭連接說明 Claw head connection instructions
⑩連接法蘭 Mounting flange
⑪夾爪 Gripper
A\a 空氣接口(關閉) Air connection (closed)
B\b 空氣接口(打開) Air connection (open)
C 空氣增壓孔 Air boost hole

底部進氣說明 Bottom intake description

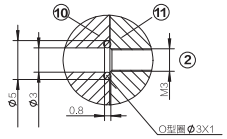

產品規格 PRODUCT SPECIFICATIONS

OHN-64A



夾持力曲線圖 – 氣爪關閉 Clamping force graph–gripper closed

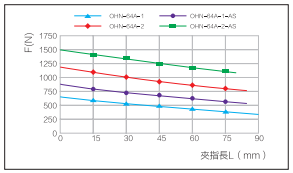

夾持力曲線圖 – 氣爪張開 Clamping force curve–Gripper open

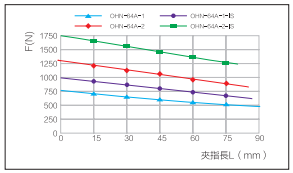

隨夾持點距離的不同，夾持力的變化曲線
Variation curve of clamping force with different clamping point distance

- 最大夾持力是指夾持點距離為0,懸臂距離為0時兩夾爪夾持力的合計值。
- 隨個體的不同，實際夾持力會存在波動，以上僅供參考。
- The large clamping force refers to the total value of the clamping force of the two clamping jaws when the clamping point distance is 0 and the cantilever distance is 0.
- The actual clamping force will fluctuate depending on the individual. The above is for reference only.

容許外力負載 Allow external force

- 如果外力超過最大容許負載，產品使用壽命將會減少。
- If the external force exceeds the maximum allowable load, the service life of the product will be reduced.

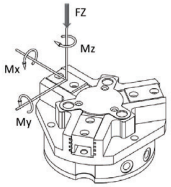

Mx max [Nm]	45
My max[Nm]	60
Mz max[Nm]	45
Fz max[N]	1200

型號 Model	單指行程 (mm)	關閉力 (N)	開啟力 (N)	最小彈簧力(N)	本體重量 (kg)	抓取重量 (kg)	定位精度 (mm)	氣體耗量 (cm³)	關閉時間 (s)	打開時間 (s)	最低工作壓力 (bar)	最高工作壓力 (bar)	每夾指最大重量(kg)	夾指最大長度 (mm)	單價(元) Price(yuan)
OHN-64A-1	6	700	750		0.41	3.5	±0.01	24.6	0.03	0.03	2	8	0.35	90	
OHN-64A-1-AS	6	885		185	0.54	3.5	±0.01	47	0.02	0.04	4	6.5	0.35	85	
OHN-64A-1-IS	6		970	220	0.54	3.5	±0.01	47	0.04	0.02	4	6.5	0.35	85	
OHN-64A-2	3	1190	1270		0.41	5.95	±0.01	24.6	0.03	0.03	2	8	0.35	85	
OHN-64A-2-AS	3	1505		315	0.54	5.95	±0.01	47	0.02	0.04	4	6.5	0.35	80	
OHN-64A-2-IS	3		1730	460	0.54	5.95	±0.01	47	0.04	0.02	4	6.5	0.35	80	

加防護結構 / Add protective structure

型號 Model	OHN-64A-1-SD	OHN-64A-1-AS-SD	OHN-64A-1-IS-SD	OHN-64A-2-SD	OHN-64A-2-AS-SD	OHN-64A-2-IS-SD
重量 Weight(kg)	0.58	0.71	0.71	0.58	0.71	0.71
防護等級 Protection to IEC 60529	IP64	IP64	IP64	IP64	IP64	IP64

選配耐高溫配置 / Optional high temperature resistant configuration

型號 Model	OHN-64A-1-HT	OHN-64A-1-AS-HT	OHN-64A-1-IS-HT	OHN-64A-2-HT	OHN-64A-2-AS-HT	OHN-64A-2-IS-HT
工作溫度 Operating temperature(℃)	-10 ~ 130	-10 ~ 130	-10 ~ 130	-10 ~ 130	-10 ~ 130	-10 ~ 130

外形尺寸 OVERALL DIMENSIONS

OHN-64A

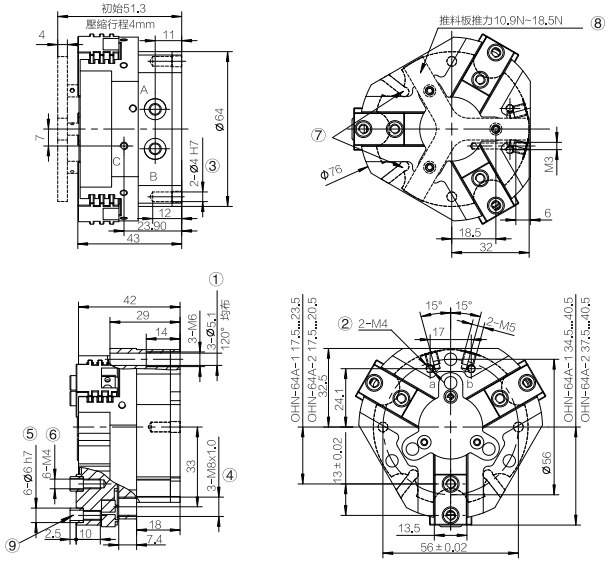

AS/IS

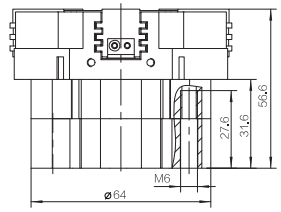

防護版本 Protection version

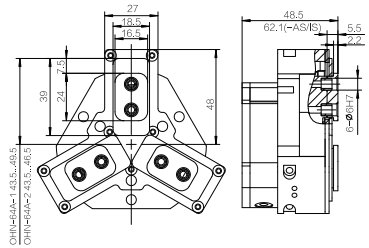

①夾爪固定孔 Gripper fixing hole
②壓縮空氣接口 Compressed air interface
③夾爪定位銷孔 Claw positioning pin hole
④傳感器固定螺紋孔 Sensor fixing threaded hole
⑤夾指定位套 Clip designated position set
⑥夾指固定螺紋孔 Finger fixing threaded hole
⑦磁性傳感器檢測槽 Magnetic sensor detection slot
⑧推料板(選配件) Push plate (optional accessory)
⑨爪頭連接說明 Claw head connection instructions
⑩連接法蘭 Mounting flange
⑪夾爪 Gripper

A\a 空氣接口(關閉) Air connection (closed)
B\b 空氣接口(打開) Air connection (open)
C 空氣增壓孔 Air boost hole

底部進氣說明 Bottom intake description

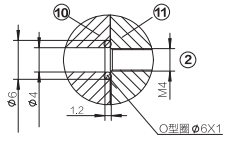

產品規格 PRODUCT SPECIFICATIONS

OHN-80A



夾持力曲線圖－氣爪關閉 Clamping force graph-gripper closed

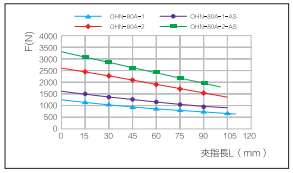

夾持力曲線圖－氣爪張開 Clamping force curve-Gripper open

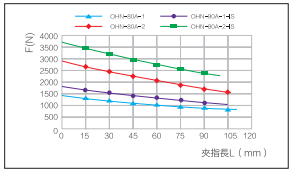

容許外力負載 Allow external force

- 如果外力超過最大容許負載，產品使用壽命將會減少。
- If the external force exceeds the maximum allowable load, the service life of the product will be reduced.

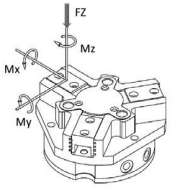

Mx max [Nm]	60
My max [Nm]	90
Mz max [Nm]	60
Fz max [N]	1500

隨夾持點距離的不同，夾持力的變化曲線
Variation curve of clamping force with different clamping point distance

- 最大夾持力是指夾持點距離為0,懸臂距離為0時兩夾爪夾持力的合計值。
- 隨個體的不同，實際夾持力會存在波動，以上僅供參考。
- The large clamping force refers to the total value of the clamping force of the two clamping jaws when the clamping point distance is 0 and the cantilever distance is 0.
- The actual clamping force will fluctuate depending on the individual. The above is for reference only.

型號 Model	單指行程 (mm)	關閉力 (N)	開啟力 (N)	最小彈簧力(N)	本體重量 (kg)	抓取重量 (kg)	定位精度 (mm)	氣體耗量 (cm^3)	關閉時間 (s)	打開時間 (s)	最低工作壓力 (bar)	最高工作壓力 (bar)	每夾指最大重量(kg)	夾指最大長度 (mm)	單價(元) Price(yuan)
OHN-80A-1	8	1250	1400		0.7	6.25	±0.01	60	0.05	0.05	2	8	0.6	110	
OHN-80A-1-AS	8	1600		350	0.95	6.25	±0.01	106	0.03	0.05	4	6.5	0.6	105	
OHN-80A-1-IS	8		1770	370	0.95	6.25	±0.01	106	0.06	0.04	4	6.5	0.6	105	
OHN-80A-2	4	2600	2900		0.7	13	±0.01	60	0.05	0.05	2	8	0.6	105	
OHN-80A-2-AS	4	3330		730	0.95	13	±0.01	106	0.03	0.05	4	6.5	0.6	100	
OHN-80A-2-IS	4		3660	760	0.95	13	±0.01	106	0.06	0.04	4	6.5	0.6	100	

加防護結構 / Add protective structure

型號 Model	OHN-80A-1-SD	OHN-80A-1-AS-SD	OHN-80A-1-IS-SD	OHN-80A-2-SD	OHN-80A-2-AS-SD	OHN-80A-2-IS-SD
重量 Weight(kg)	0.91	1.16	1.16	0.91	1.16	1.16
防護等級 Protection to IEC 60529	IP64	IP64	IP64	IP64	IP64	IP64

選配耐高溫配置 / Optional high temperature resistant configuration

型號 Model	OHN-80A-1-HT	OHN-80A-1-AS-HT	OHN-80A-1-IS-HT	OHN-80A-2-HT	OHN-80A-2-AS-HT	OHN-80A-2-IS-HT
工作溫度 Operating temperature(℃)	-10 ~ 130	-10 ~ 130	-10 ~ 130	-10 ~ 130	-10 ~ 130	-10 ~ 130

外形尺寸 OVERALL DIMENSIONS

OHN-80A

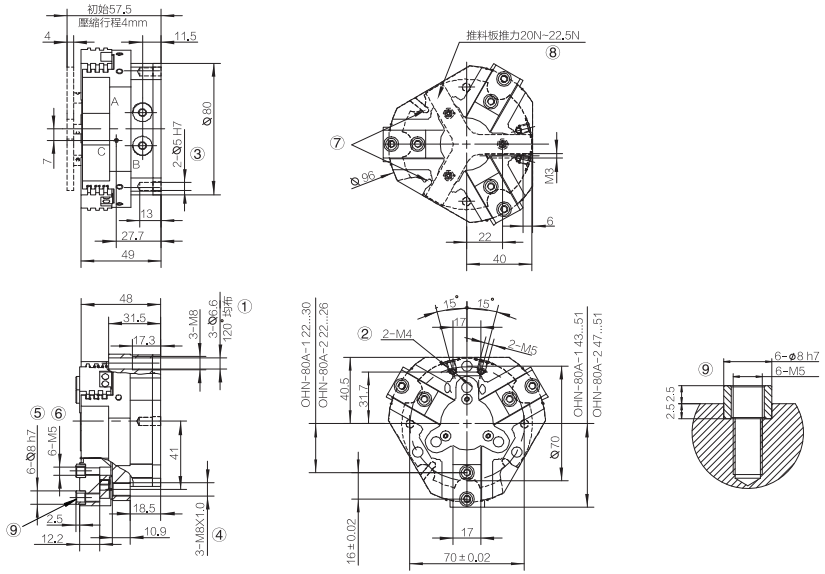

AS/IS

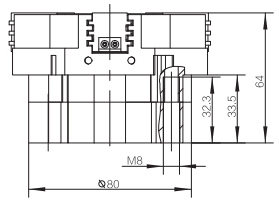

防護版本 Protection version

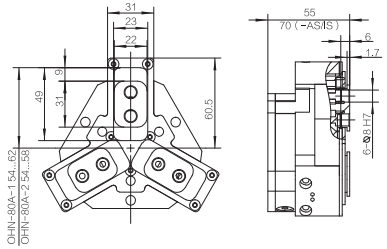

①夾爪固定孔 Gripper fixing hole
②壓縮空氣接口 Compressed air interface
③夾爪定位銷孔 Claw positioning pin hole
④傳感器固定螺紋孔 Sensor fixing threaded hole
⑤夾指定位套 Clip designated position set
⑥夾指固定螺紋孔 Finger fixing threaded hole
⑦磁性傳感器檢測槽 Magnetic sensor detection slot
⑧推料板(選配件) Push plate (optional accessory)
⑨爪頭連接說明 Claw head connection instructions
⑩連接法蘭 Mounting flange
⑪夾爪 Gripper

A\a 空氣接口(關閉) Air connection (closed)
B\b 空氣接口(打開) Air connection (open)
C 空氣增壓孔 Air boost hole

底部進氣說明 Bottom intake description

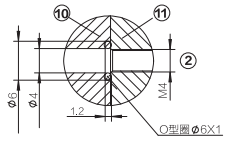

產品規格 PRODUCT SPECIFICATIONS

OHN-100A



夾持力曲線圖－氣爪關閉 Clamping force graph-gripper closed

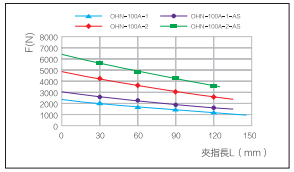

夾持力曲線圖－氣爪張開 Clamping force curve-Gripper open

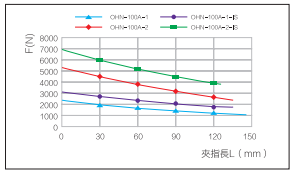

容許外力負載 Allow external force

- 如果外力超過最大容許負載，產品使用壽命將會減少。
- If the external force exceeds the maximum allowable load, the service life of the product will be reduced.

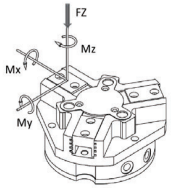

Mx max [Nm]	80
My max[Nm]	115
Mz max[Nm]	70
Fz max[N]	2000

隨夾持點距離的不同，夾持力的變化曲線
Variation curve of clamping force with different clamping point distance

- 最大夾持力是指夾持點距離為0,懸臂距離為0時兩夾爪夾持力的合計值。
- 隨個體的不同，實際夾持力會存在波動，以上僅供參考。
- The large clamping force refers to the total value of the clamping force of the two clamping jaws when the clamping point distance is 0 and the cantilever distance is 0.
- The actual clamping force will fluctuate depending on the individual. The above is for reference only.

型號 Model	單指行程 (mm)	關閉力 (N)	開啟力 (N)	最小彈簧力(N)	本體重量 (kg)	抓取重量 (kg)	定位精度 (mm)	氣體耗量 (cm^3)	關閉時間 (s)	打開時間 (s)	最低工作壓力 (bar)	最高工作壓力 (bar)	每夾指最大重量(kg)	夾指最大長度 (mm)	單價(元) Price(yuan)
OHN-100A-1	10	2280	2440		1.4	11.4	±0.01	120	0.1	0.1	2	8	1.1	145	
OHN-100A-1-AS	10	2920		720	1.95	11.4	±0.01	208	0.1	0.2	4	6.5	1.1	135	
OHN-100A-1-IS	10		3180	780	1.95	11.4	±0.01	208	0.2	0.1	4	6.5	1.1	135	
OHN-100A-2	5	4800	5300		1.4	24	±0.01	120	0.1	0.1	2	8	1.1	135	
OHN-100A-2-AS	5	6300		1500	1.95	24	±0.01	208	0.1	0.2	4	6.5	1.1	125	
OHN-100A-2-IS	5		6920	1620	1.95	24	±0.01	208	0.2	0.1	4	6.5	1.1	125	

加防護結構 / Add protective structure

型號 Model	OHN-100A-1-SD	OHN-100A-1-AS-SD	OHN-100A-1-IS-SD	OHN-100A-2-SD	OHN-100A-2-AS-SD	OHN-100A-2-IS-SD
重量 Weight(kg)	1.89	2.44	2.44	1.89	2.44	2.44
防護等級 Protection to IEC 60529	IP64	IP64	IP64	IP64	IP64	IP64

選配耐高溫配置 / Optional high temperature resistant configuration

型號 Model	OHN-100A-1-HT	OHN-100A-1-AS-HT	OHN-100A-1-IS-HT	OHN-100A-2-HT	OHN-100A-2-AS-HT	OHN-100A-2-IS-HT
工作溫度 Operating temperature(℃)	-10 ~ 130	-10 ~ 130	-10 ~ 130	-10 ~ 130	-10 ~ 130	-10 ~ 130

外形尺寸 OVERALL DIMENSIONS

OHN-100A

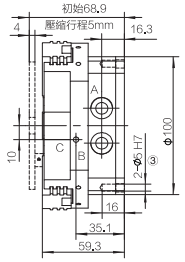

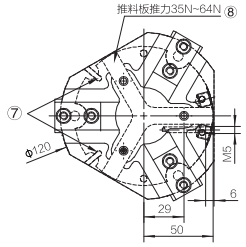

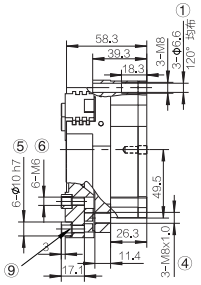

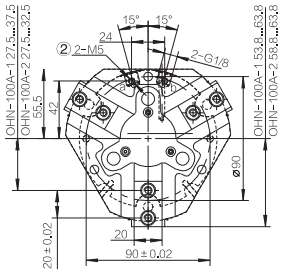

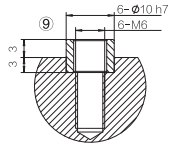

AS/IS

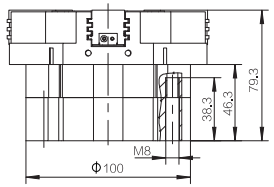

防護版本 Protection version

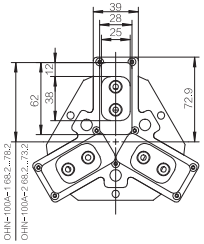

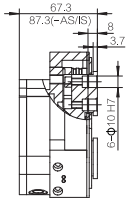

①夾爪固定孔 Gripper fixing hole
②壓縮空氣接口 Compressed air interface
③夾爪定位銷孔 Claw positioning pin hole
④傳感器固定螺紋孔 Sensor fixing threaded hole
⑤夾指定位套 Clip designated position set
⑥夾指固定螺紋孔 Finger fixing threaded hole
⑦磁性傳感器檢測槽 Magnetic sensor detection slot
⑧推料板(選配件) Push plate (optional accessory)
⑨爪頭連接說明 Claw head connection instructions
⑩連接法蘭 Mounting flange
⑪夾爪 Gripper

A\a 空氣接口(關閉) Air connection (closed)
B\b 空氣接口(打開) Air connection (open)
C 空氣增壓孔 Air boost hole

底部進氣說明 Bottom intake description

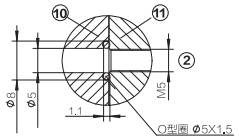

產品規格 PRODUCT SPECIFICATIONS

OHN-125A



容許外力負載 Allow external force

- 如果外力超過最大容許負載，產品使用壽命將會減少。
- If the external force exceeds the maximum allowable load, the service life of the product will be reduced.

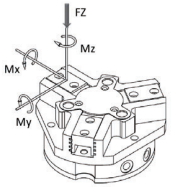

Mx max [Nm]	120
My max [Nm]	145
Mz max [Nm]	100
Fz max [N]	2800

夾持力曲線圖－氣爪關閉 Clamping force graph-gripper closed

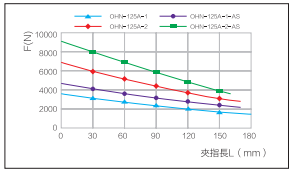

夾持力曲線圖－氣爪張開 Clamping force curve-Gripper open

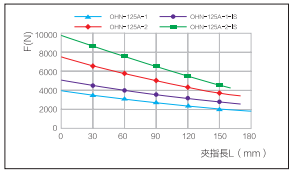

隨夾持點距離的不同，夾持力的變化曲線
Variation curve of clamping force with different clamping point distance

- 最大夾持力是指夾持點距離為0,懸臂距離為0時兩夾爪夾持力的合計值。
- 隨個體的不同，實際夾持力會存在波動，以上僅供參考。
- The large clamping force refers to the total value of the clamping force of the two clamping jaws when the clamping point distance is 0 and the cantilever distance is 0.
- The actual clamping force will fluctuate depending on the individual. The above is for reference only.

型號 Model	單指行程 (mm)	關閉力 (N)	開啟力 (N)	最小彈簧力(N)	本體重量 (kg)	抓取重量 (kg)	定位精度 (mm)	氣體耗量 (cm³)	關閉時間 (s)	打開時間 (s)	最低工作壓力 (bar)	最高工作壓力 (bar)	每夾指最大重量(kg)	夾指最大長度 (mm)	單價(元) Price(yuan)
OHN-125A-1	13	3700	4000		2.1	18.5	±0.01	226	0.2	0.2	2	8	2.1	180	
OHN-125A-1-AS	13	4750		1050	3.3	18.5	±0.01	380	0.17	0.35	4	6.5	2.1	170	
OHN-125A-1-IS	13		5070	1070	3.3	18.5	±0.01	380	0.35	0.17	4	6.5	2.1	170	
OHN-125A-2	6	6900	7500		2.1	34.5	±0.01	226	0.2	0.2	2	8	2.1	170	
OHN-125A-2-AS	6	9070		2170	3.3	34.5	±0.01	380	0.17	0.35	4	6.5	2.1	160	
OHN-125A-2-IS	6		9710	2210	3.3	34.5	±0.01	380	0.35	0.17	4	6.5	2.1	160	

加防護結構 / Add protective structure

型號 Model	OHN-125A-1-SD	OHN-125A-1-AS-SD	OHN-125A-1-IS-SD	OHN-125A-2-SD	OHN-125A-2-AS-SD	OHN-125A-2-IS-SD
重量 Weight(kg)	2.53	3.73	3.73	2.53	3.73	3.73
防護等級 Protection to IEC 60529	IP64	IP64	IP64	IP64	IP64	IP64

選配耐高溫配置 / Optional high temperature resistant configuration

型號 Model	OHN-125A-1-HT	OHN-125A-1-AS-HT	OHN-125A-1-IS-HT	OHN-125A-2-HT	OHN-125A-2-AS-HT	OHN-125A-2-IS-HT
工作溫度 Operating temperature(℃)	-10 ~ 130	-10 ~ 130	-10 ~ 130	-10 ~ 130	-10 ~ 130	-10 ~ 130

外形尺寸 OVERALL DIMENSIONS

OHN-125A

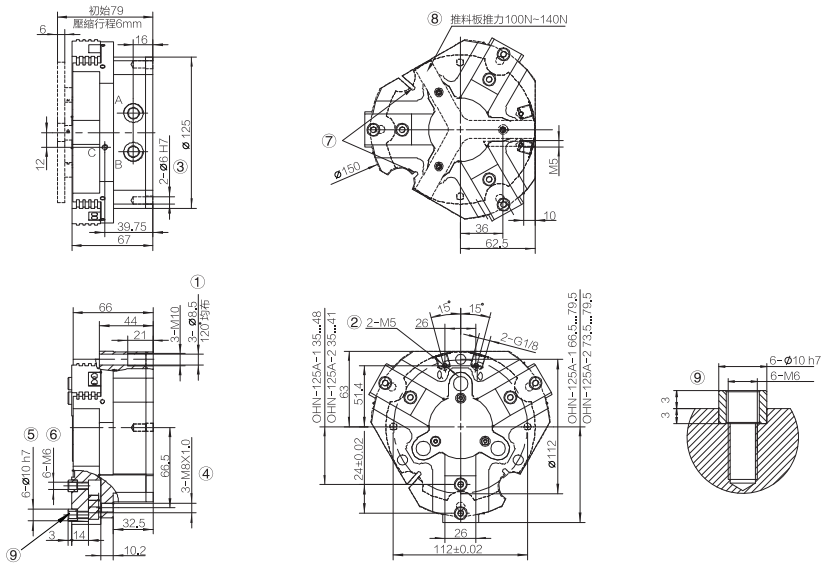

AS/IS

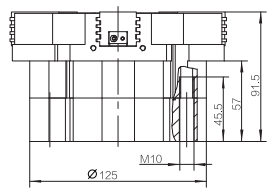

防護版本 Protection version

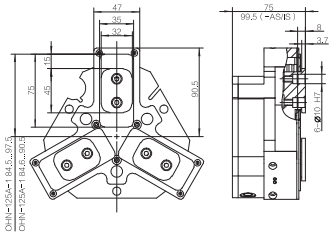

①夾爪固定孔 Gripper fixing hole
②壓縮空氣接口 Compressed air interface
③夾爪定位銷孔 Claw positioning pin hole
④傳感器固定螺紋孔 Sensor fixing threaded hole
⑤夾指定位套 Clip designated position set
⑥夾指固定螺紋孔 Finger fixing threaded hole
⑦磁性傳感器檢測槽 Magnetic sensor detection slot
⑧推料板(選配件) Push plate (optional accessory)
⑨爪頭連接說明 Claw head connection instructions
⑩連接法蘭 Mounting flange
⑪夾爪 Gripper

A\a 空氣接口(關閉) Air connection (closed)
B\b 空氣接口(打開) Air connection (open)
C 空氣增壓孔 Air boost hole

底部進氣說明 Bottom intake description

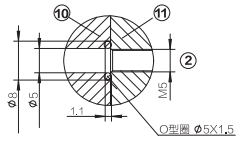

產品規格 PRODUCT SPECIFICATIONS

OHN-135A



夾持力曲線圖－氣爪關閉 Clamping force graph-gripper closed

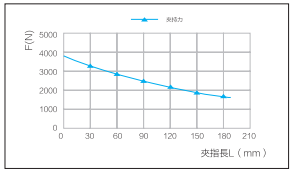

夾持力曲線圖－氣爪張開 Clamping force curve-Gripper open

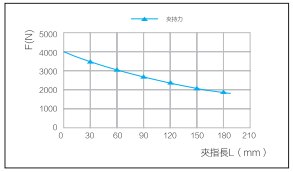

容許外力負載 Allow external force

- 如果外力超過最大容許負載，產品使用壽命將會減少。
- If the external force exceeds the maximum allowable load, the service life of the product will be reduced.

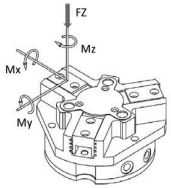

Mx max [Nm]	160
My max [Nm]	170
Mz max [Nm]	110
Fz max [N]	4400

隨夾持點距離的不同，夾持力的變化曲線
Variation curve of clamping force with different clamping point distance

- 最大夾持力是指夾持點距離為0,懸臂距離為0時兩夾爪夾持力的合計值。
- 隨個體的不同，實際夾持力會存在波動，以上僅供參考。
- The large clamping force refers to the total value of the clamping force of the two clamping jaws when the clamping point distance is 0 and the cantilever distance is 0.
- The actual clamping force will fluctuate depending on the individual. The above is for reference only.

型號 Model	單指行程 (mm)	關閉力 (N)	開啟力 (N)	最小彈簧力(N)	本體重量 (kg)	抓取重量 (kg)	定位精度 (mm)	氣體耗量 (cm^3)	關閉時間 (s)	打開時間 (s)	最低工作壓力 (bar)	最高工作壓力 (bar)	每夾指最大重量(kg)	夾指最大長度 (mm)	單價(元) Price(yuan)
OHN-135A-1	35	3700	4000		4.9	18.5	±0.01	472	1.3	1.3	2	8	2.3	190	

加防護結構 / Add protective structure

型號 Model	OHN-135A-1-SD
重量 Weight(kg)	5.6
防護等級 Protection to IEC 60529	IP64

選配耐高溫配置 / Optional high temperature resistant configuration

型號 Model	OHN-135A-1-HT
工作溫度 Operating temperature(℃)	-10 ~ 130

外形尺寸 OVERALL DIMENSIONS

OHN-135A

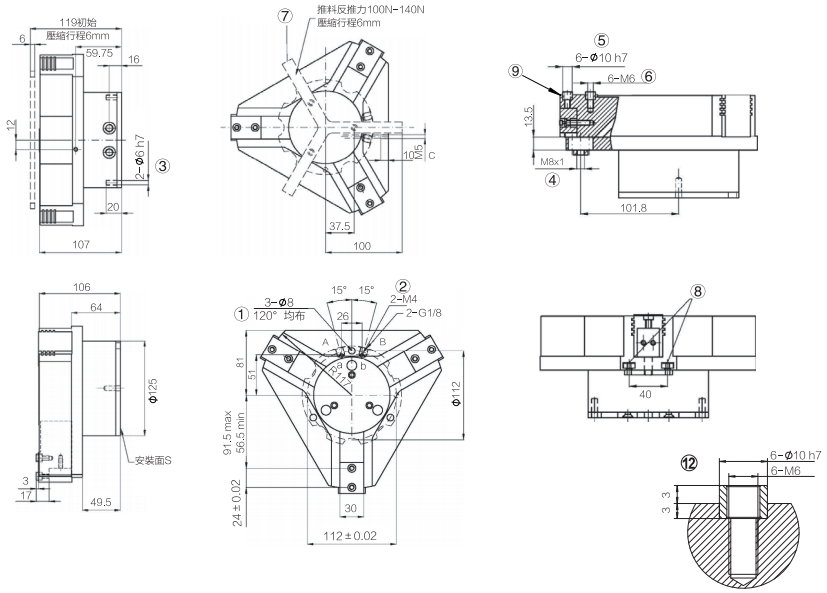

防護版本 Protection version

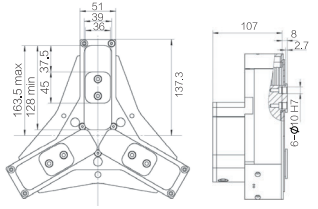

①夾爪固定孔 Gripper fixing hole
②壓縮空氣接口 Compressed air interface
③夾爪定位銷孔 Claw positioning pin hole
④傳感器固定螺紋孔 Sensor fixing threaded hole
⑤夾指定位套 Clip designated position set
⑥夾指固定螺紋孔 Finger fixing threaded hole
⑦磁性傳感器檢測槽 Magnetic sensor detection slot
⑧推料板(選配件) Push plate (optional accessory)
⑨爪頭連接說明 Claw head connection instructions
⑩連接法蘭 Mounting flange
⑪夾爪 Gripper

A\a 空氣接口(關閉) Air connection (closed)
B\b 空氣接口(打開) Air connection (open)
C 空氣增壓孔 Air boost hole

底部進氣說明 Bottom intake description

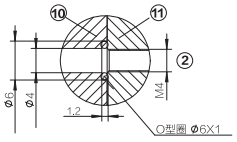

產品規格 PRODUCT SPECIFICATIONS

OHN-160A



夾持力曲線圖－氣爪關閉 Clamping force graph-gripper closed

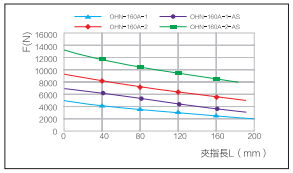

夾持力曲線圖－氣爪張開 Clamping force curve-Gripper open

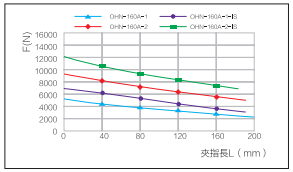

容許外力負載 Allow external force

- 如果外力超過最大容許負載，產品使用壽命將會減少。
- If the external force exceeds the maximum allowable load, the service life of the product will be reduced.

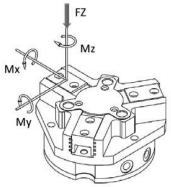

Mx max [Nm]	150
My max [Nm]	160
Mz max [Nm]	115
Fz max [N]	4000

隨夾持點距離的不同，夾持力的變化曲線
Variation curve of clamping force with different clamping point distance

- 最大夾持力是指夾持點距離為0,懸臂距離為0時兩夾爪夾持力的合計值。
- 隨個體的不同，實際夾持力會存在波動，以上僅供參考。
- The large clamping force refers to the total value of the clamping force of the two clamping jaws when the clamping point distance is 0 and the cantilever distance is 0.
- The actual clamping force will fluctuate depending on the individual. The above is for reference only.

型號 Model	單指行程 (mm)	關閉力 (N)	開啟力 (N)	最小彈簧力(N)	本體重量 (kg)	抓取重量 (kg)	定位精度 (mm)	氣體耗量 (cm^3)	關閉時間 (s)	打開時間 (s)	最低工作壓力 (bar)	最高工作壓力 (bar)	每夾指最大重量(kg)	夾指最大長度 (mm)	單價(元) Price(yuan)
OHN-160A-1	16	5000	5400		4.35	25	±0.02	480	0.5	0.5	2	8	3	200	
OHN-160A-1-AS	16	6990		1990	7.5	25	±0.02	840	0.4	0.8	4	6.5	3	190	
OHN-160A-1-IS	16		7490	2090	7.5	25	±0.02	840	0.8	0.4	4	6.5	3	190	
OHN-160A-2	8	9200	9930		4.35	46	±0.02	480	0.5	0.5	2	8	3	190	
OHN-160A-2-AS	8	13210		4010	7.5	46	±0.02	840	0.4	0.8	4	6.5	3	180	
OHN-160A-2-IS	8		14270	4340	7.5	46	±0.02	840	0.8	0.4	4	6.5	3	180	

加防護結構 / Add protective structure

型號 Model	OHN-160A-1-SD	OHN-160A-1-AS-SD	OHN-160A-1-IS-SD	OHN-160A-2-SD	OHN-160A-2-AS-SD	OHN-160A-2-IS-SD
重量 Weight(kg)	5.25	8.4	8.4	5.25	8.4	8.4
防護等級 Protection to IEC 60529	IP64	IP64	IP64	IP64	IP64	IP64

選配耐高溫配置 / Optional high temperature resistant configuration

型號 Model	OHN-160A-1-HT	OHN-160A-1-AS-HT	OHN-160A-1-IS-HT	OHN-160A-2-HT	OHN-160A-2-AS-HT	OHN-160A-2-IS-HT
工作溫度 Operating temperature(℃)	-10 ~ 130	-10 ~ 130	-10 ~ 130	-10 ~ 130	-10 ~ 130	-10 ~ 130

外形尺寸 OVERALL DIMENSIONS

OHN-160A

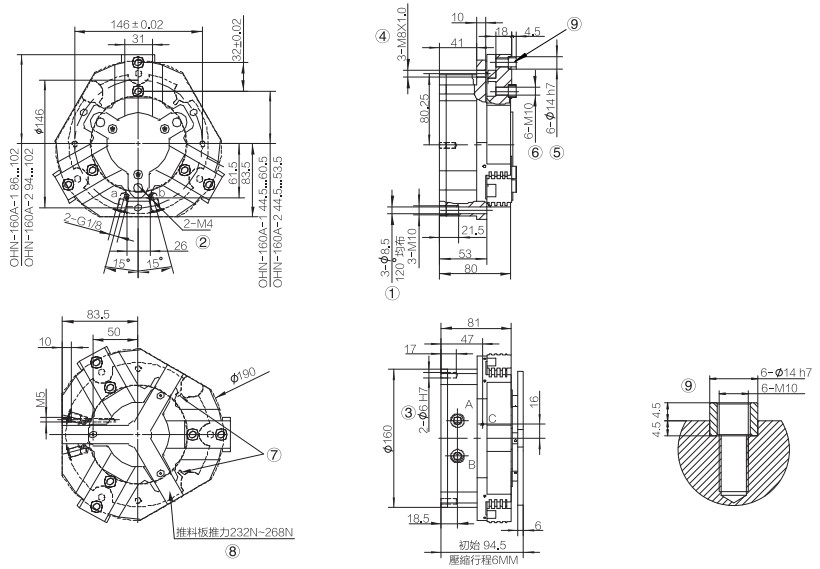

AS/IS

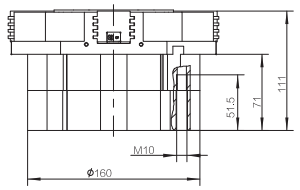

防護版本 Protection version

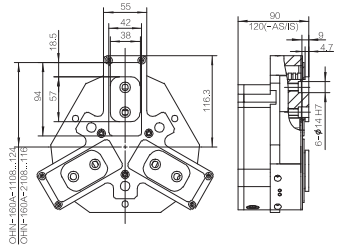

①夾爪固定孔 Gripper fixing hole
②壓縮空氣接口 Compressed air interface
③夾爪定位銷孔 Claw positioning pin hole
④傳感器固定螺紋孔 Sensor fixing threaded hole
⑤夾指定位套 Clip designated position set
⑥夾指固定螺紋孔 Finger fixing threaded hole
⑦磁性傳感器檢測槽 Magnetic sensor detection slot
⑧推料板(選配件) Push plate (optional accessory)
⑨爪頭連接說明 Claw head connection instructions
⑩連接法蘭 Mounting flange
⑪夾爪 Gripper
⑫爪頭連接說明 Claw head connection instructions

A\a 空氣接口(關閉) Air connection (closed)
B\b 空氣接口(打開) Air connection (open)
C 空氣增壓孔 Air boost hole

底部進氣說明 Bottom intake description

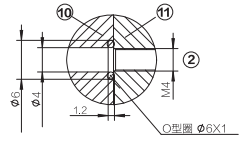

產品規格 PRODUCT SPECIFICATIONS

OHN-200A



夾持力曲線圖 – 氣爪關閉 Clamping force graph-gripper closed

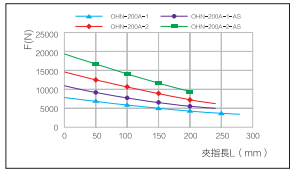

夾持力曲線圖 – 氣爪張開 Clamping force curve-Gripper open

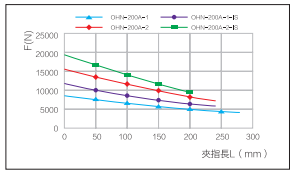

隨夾持點距離的不同，夾持力的變化曲線
Variation curve of clamping force with different clamping point distance

- 最大夾持力是指夾持點距離為0,懸臂距離為0時兩夾爪夾持力的合計值。
- 隨個體的不同，實際夾持力會存在波動，以上僅供參考。
- The large clamping force refers to the total value of the clamping force of the two clamping jaws when the clamping point distance is 0 and the cantilever distance is 0.
- The actual clamping force will fluctuate depending on the individual. The above is for reference only.

容許外力負載 Allow external force

- 如果外力超過最大容許負載，產品使用壽命將會減少。
- If the external force exceeds the maximum allowable load, the service life of the product will be reduced.

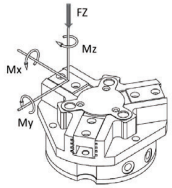

Mx max [Nm]	180
My max[Nm]	200
Mz max[Nm]	140
Fz max[N]	5000

型號 Model	單指行程 (mm)	關閉力 (N)	開啟力 (N)	最小彈簧力(N)	本體重量 (kg)	抓取重量 (kg)	定位精度 (mm)	氣體耗量 (cm³)	關閉時間 (s)	打開時間 (s)	最低工作壓力 (bar)	最高工作壓力 (bar)	每夾指最大重量(kg)	夾指最大長度 (mm)	單價(元) Price(yuan)
OHN-200A-1	25	8200	8700		10.5	41	±0.05	1040	1.2	1.2	2	8	6.5	280	
OHN-200A-1-AS	25	10900		2700	15.5	41	±0.05	1720	1	1.5	4	6.5	6.5	240	
OHN-200A-1-IS	25		11660	2960	15.5	41	±0.05	1720	1.5	1	4	6.5	6.5	240	
OHN-200A-2	14	14600	15500		10.5	73	±0.05	1040	1.2	1.2	2	8	6.5	240	
OHN-200A-2-AS	14	19280		4680	15.5	73	±0.05	1720	1	1.5	4	6.5	6.5	200	
OHN-200A-2-IS	14		20500	5000	15.5	73	±0.05	1720	1.5	1	4	6.5	6.5	200	

加防護結構 / Add protective structure

型號 Model	OHN-200A-1-SD	OHN-200A-1-AS-SD	OHN-200A-1-IS-SD	OHN-200A-2-SD	OHN-200A-2-AS-SD	OHN-200A-2-IS-SD
重量 Weight(kg)	11.5	16.5	16.5	11.5	16.5	16.5
防護等級 Protection to IEC 60529	IP64	IP64	IP64	IP64	IP64	IP64

選配耐高溫配置 / Optional high temperature resistant configuration

型號 Model	OHN-200A-1-HT	OHN-200A-1-AS-HT	OHN-200A-1-IS-HT	OHN-200A-2-HT	OHN-200A-2-AS-HT	OHN-200A-2-IS-HT
工作溫度 Operating temperature(℃)	-10 ~ 130	-10 ~ 130	-10 ~ 130	-10 ~ 130	-10 ~ 130	-10 ~ 130

外形尺寸 OVERALL DIMENSIONS

OHN-200A

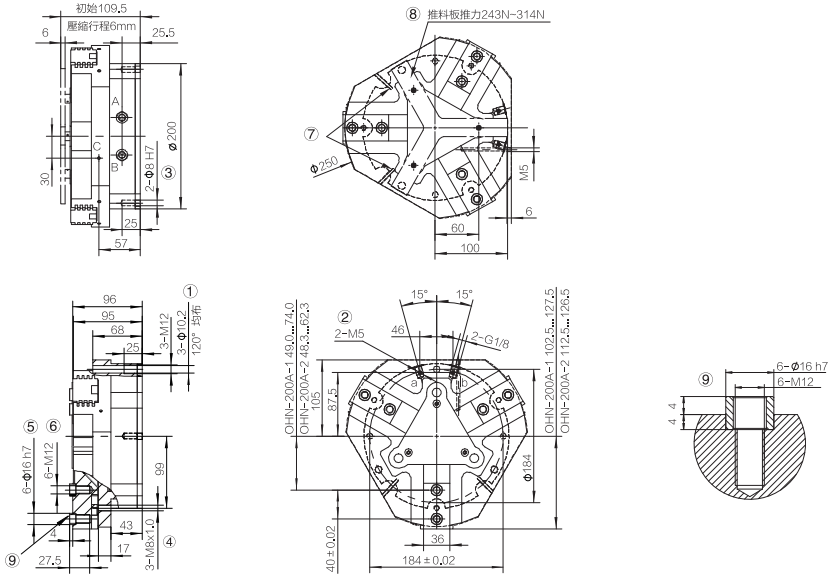

AS/IS

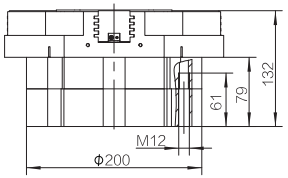

防護版本 Protection version

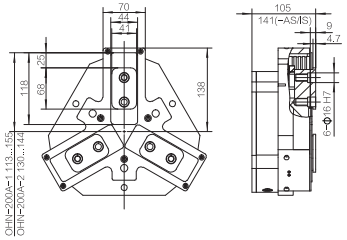

①夾爪固定孔 Gripper fixing hole
②壓縮空氣接口 Compressed air interface
③夾爪定位銷孔 Claw positioning pin hole
④傳感器固定螺紋孔 Sensor fixing threaded hole
⑤夾指定位套 Clip designated position set
⑥夾指固定螺紋孔 Finger fixing threaded hole
⑦磁性傳感器檢測槽 Magnetic sensor detection slot
⑧推料板(選配件) Push plate (optional accessory)
⑨爪頭連接說明 Claw head connection instructions
⑩連接法蘭 Mounting flange
⑪夾爪 Gripper

A\a 空氣接口(關閉) Air connection (closed)
B\b 空氣接口(打開) Air connection (open)
C 空氣增壓孔 Air boost hole

底部進氣說明 Bottom intake description

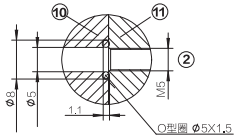

產品規格 PRODUCT SPECIFICATIONS

OHN-240A



夾持力曲線圖－氣爪關閉 Clamping force graph-gripper closed

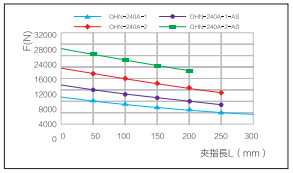

夾持力曲線圖－氣爪張開 Clamping force curve-Gripper open

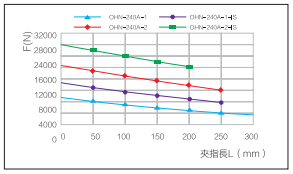

隨夾持點距離的不同，夾持力的變化曲線
Variation curve of clamping force with different clamping point distance

- 最大夾持力是指夾持點距離為0,懸臂距離為0時兩夾爪夾持力的合計值。
- 隨個體的不同，實際夾持力會存在波動，以上僅供參考。
- The large clamping force refers to the total value of the clamping force of the two clamping jaws when the clamping point distance is 0 and the cantilever distance is 0.
- The actual clamping force will fluctuate depending on the individual. The above is for reference only.

容許外力負載 Allow external force

- 如果外力超過最大容許負載，產品使用壽命將會減少。
- If the external force exceeds the maximum allowable load, the service life of the product will be reduced.

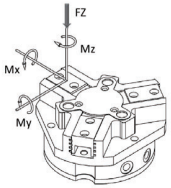

Mx max [Nm]	260
My max[Nm]	250
Mz max[Nm]	160
Fz max[N]	6100

型號 Model	單指行程 (mm)	關閉力 (N)	開啟力 (N)	最小彈簧力(N)	本體重量 (kg)	抓取重量 (kg)	定位精度 (mm)	氣體耗量 (cm³)	關閉時間 (s)	打開時間 (s)	最低工作壓力 (bar)	最高工作壓力 (bar)	每夾指最大重量(kg)	夾指最大長度 (mm)	單價(元) Price(yuan)
OHN-240A-1	30	9500	10000		14.5	47.5	±0.05	1770	1.25	1.25	2	8	8.5	300	
OHN-240A-1-AS	30	13720		4220	20	47.5	±0.05	3080	1.1	2.1	4	6.5	8.5	250	
OHN-240A-1-IS	30		14770	4770	20	47.5	±0.05	3080	1.7	1.1	4	6.5	8.5	250	
OHN-240A-2	17	19700	20700		14.5	98.5	±0.05	1770	1.25	1.25	2	8	8.5	250	
OHN-240A-2-AS	17	26500		6800	20	98.5	±0.05	3080	1.1	2.1	4	6.5	8.5	200	
OHN-240A-2-IS	17		27900	7200	20	98.5	±0.05	3080	1.7	1.1	4	6.5	8.5	200	

加防護結構 / Add protective structure

型號 Model	OHN-240A-1-SD	OHN-240A-1-AS-SD	OHN-240A-1-IS-SD	OHN-240A-2-SD	OHN-240A-2-AS-SD	OHN-240A-2-IS-SD
重量 Weight(kg)	16	21.5	21.5	16	21.5	21.5
防護等級 Protection to IEC 60529	IP64	IP64	IP64	IP64	IP64	IP64

選配耐高溫配置 / Optional high temperature resistant configuration

型號 Model	OHN-240A-1-HT	OHN-240A-1-AS-HT	OHN-240A-1-IS-HT	OHN-240A-2-HT	OHN-240A-2-AS-HT	OHN-240A-2-IS-HT
工作溫度 Operating temperature(℃)	-10 ~ 130	-10 ~ 130	-10 ~ 130	-10 ~ 130	-10 ~ 130	-10 ~ 130

外形尺寸 OVERALL DIMENSIONS

OHN-240A

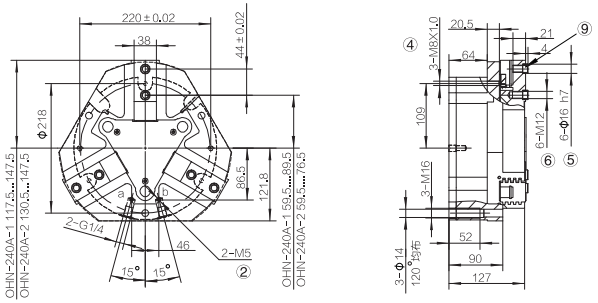

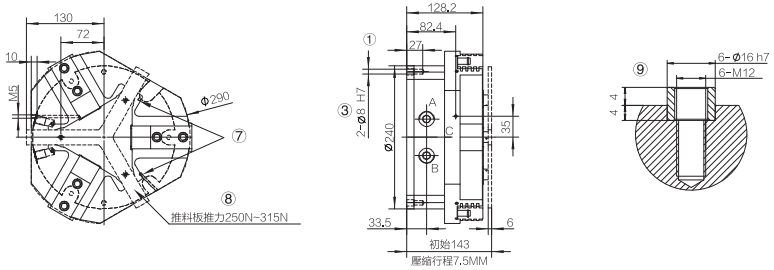

AS/IS

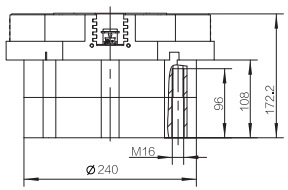

防護版本 Protection version

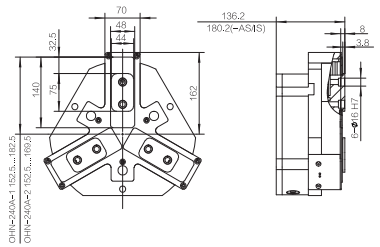

①夾爪固定孔 Gripper fixing hole
②壓縮空氣接口 Compressed air interface
③夾爪定位銷孔 Claw positioning pin hole
④傳感器固定螺紋孔 Sensor fixing threaded hole
⑤夾指定位套 Clip designated position set
⑥夾指固定螺紋孔 Finger fixing threaded hole
⑦磁性傳感器檢測槽 Magnetic sensor detection slot
⑧推料板(選配件) Push plate (optional accessory)
⑨爪頭連接說明 Claw head connection instructions
⑩連接法蘭 Mounting flange
⑪夾爪 Gripper

A\a 空氣接口(關閉) Air connection (closed)
B\b 空氣接口(打開) Air connection (open)
C 空氣增壓孔 Air boost hole

底部進氣說明 Bottom intake description

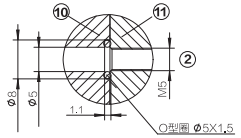

產品規格 PRODUCT SPECIFICATIONS

OHN-300A



夾持力曲線圖－氣爪關閉 Clamping force graph-gripper closed

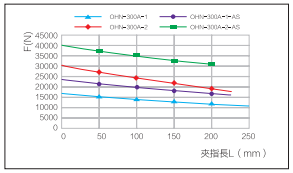

夾持力曲線圖－氣爪張開 Clamping force curve-Gripper open

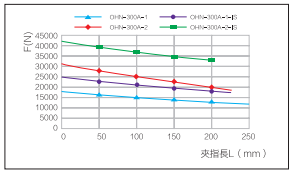

容許外力負載 Allow external force

- 如果外力超過最大容許負載，產品使用壽命將會減少。
- If the external force exceeds the maximum allowable load, the service life of the product will be reduced.

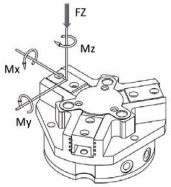

Mx max [Nm]	400
My max [Nm]	400
Mz max [Nm]	280
Fz max [N]	8000

隨夾持點距離的不同，夾持力的變化曲線
Variation curve of clamping force with different clamping point distance

- 最大夾持力是指夾持點距離為0,懸臂距離為0時兩夾爪夾持力的合計值。
- 隨個體的不同，實際夾持力會存在波動，以上僅供參考。
- The large clamping force refers to the total value of the clamping force of the two clamping jaws when the clamping point distance is 0 and the cantilever distance is 0.
- The actual clamping force will fluctuate depending on the individual. The above is for reference only.

型號 Model	單指行程 (mm)	關閉力 (N)	開啟力 (N)	最小彈簧力(N)	本體重量 (kg)	抓取重量 (kg)	定位精度 (mm)	氣體耗量 (cm^3)	關閉時間 (s)	打開時間 (s)	最低工作壓力 (bar)	最高工作壓力 (bar)	每夾指最大重量(kg)	夾指最大長度 (mm)	單價(元) Price(yuan)
OHN-300A-1	35	17200	17900		32	86	±0.05	2850	1.3	1.3	2	8	11.5	250	
OHN-300A-1-AS	35	23700		6500	43	86	±0.05	5040	1.2	2.5	4	6.5	11.5	225	
OHN-300A-1-IS	35		25400	7500	43	86	±0.05	5040	2	1.2	4	6.5	11.5	225	
OHN-300A-2	20	30300	31500		32	151.5	±0.05	2850	1.3	1.3	2	8	11.5	225	
OHN-300A-2-AS	20	40300		10000	43	151.5	±0.05	5040	1.2	2.5	4	6.5	11.5	200	
OHN-300A-2-IS	20		42000	10500	43	151.5	±0.05	5040	2	1.2	4	6.5	11.5	200	

加防護結構 / Add protective structure

型號 Model	OHN-300A-1-SD	OHN-300A-1-AS-SD	OHN-300A-1-IS-SD	OHN-300A-2-SD	OHN-300A-2-AS-SD	OHN-300A-2-IS-SD
重量 Weight(kg)	34.5	45.5	45.5	34.5	45.5	45.5
防護等級 Protection to IEC 60529	IP64	IP64	IP64	IP64	IP64	IP64

選配耐高溫配置 / Optional high temperature resistant configuration

型號 Model	OHN-300A-1-HT	OHN-300A-1-AS-HT	OHN-300A-1-IS-HT	OHN-300A-2-HT	OHN-300A-2-AS-HT	OHN-300A-2-IS-HT
工作溫度 Operating temperature(℃)	-10 ~ 130	-10 ~ 130	-10 ~ 130	-10 ~ 130	-10 ~ 130	-10 ~ 130

外形尺寸 OVERALL DIMENSIONS

OHN-300A

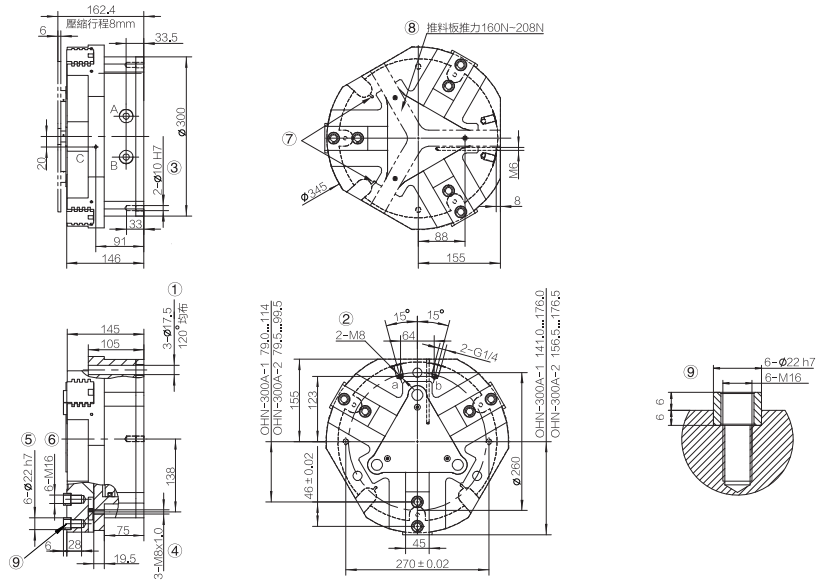

AS/IS

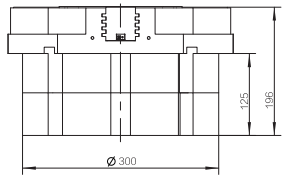

防護版本 Protection version

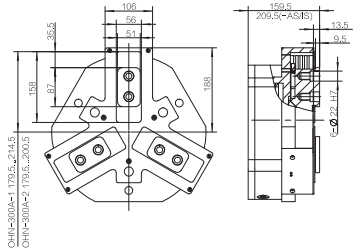

①夾爪固定孔 Gripper fixing hole
②壓縮空氣接口 Compressed air interface
③夾爪定位銷孔 Claw positioning pin hole
④傳感器固定螺紋孔 Sensor fixing threaded hole
⑤夾指定位套 Clip designated position set
⑥夾指固定螺紋孔 Finger fixing threaded hole
⑦磁性傳感器檢測槽 Magnetic sensor detection slot
⑧推料板(選配件) Push plate (optional accessory)
⑨爪頭連接說明 Claw head connection instructions
⑩連接法蘭 Mounting flange
⑪夾爪 Gripper

A\a 空氣接口(關閉) Air connection (closed)
B\b 空氣接口(打開) Air connection (open)
C 空氣增壓孔 Air boost hole

底部進氣說明 Bottom intake description

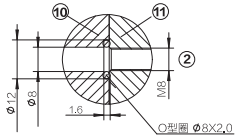

產品規格 PRODUCT SPECIFICATIONS

OHN-380A



夾持力曲線圖－氣爪關閉 Clamping force graph-gripper closed

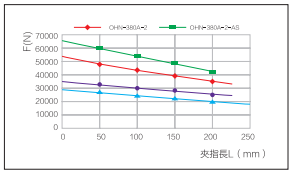

夾持力曲線圖－氣爪張開 Clamping force curve-Gripper open

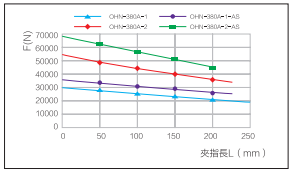

隨夾持點距離的不同，夾持力的變化曲線
Variation curve of clamping force with different clamping point distance

- 最大夾持力是指夾持點距離為0,懸臂距離為0時兩夾爪夾持力的合計值。
- 隨個體的不同，實際夾持力會存在波動，以上僅供參考。
- The large clamping force refers to the total value of the clamping force of the two clamping jaws when the clamping point distance is 0 and the cantilever distance is 0.
- The actual clamping force will fluctuate depending on the individual. The above is for reference only.

容許外力負載 Allow external force

- 如果外力超過最大容許負載，產品使用壽命將會減少。
- If the external force exceeds the maximum allowable load, the service life of the product will be reduced.

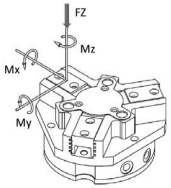

Mx max [Nm]	560
My max[Nm]	560
Mz max[Nm]	370
Fz max[N]	10000

型號 Model	單指行程 (mm)	關閉力 (N)	開啟力 (N)	最小彈簧力(N)	本體重量 (kg)	抓取重量 (kg)	定位精度 (mm)	氣體耗量 (cm³)	關閉時間 (s)	打開時間 (s)	最低工作壓力 (bar)	最高工作壓力 (bar)	每夾指最大重量(kg)	夾指最大長度 (mm)	單價(元) Price(yuan)
OHN-380A-1	45	29000	29900		64	145	±0.05	7240	2.2	2.2	2	8	13.5	250	
OHN-380A-1-AS	45	35400		6400	75	145	±0.05	9350	1.9	3.3	4	6.5	13.5	225	
OHN-380A-1-IS	45		36400	6500	75	145	±0.05	9350	4.6	1.9	4	6.5	13.5	225	
OHN-380A-2	26	53900	55600		66	269.5	±0.05	7240	2.2	2.2	2	8	13.5	225	
OHN-380A-2-AS	26	65800		11900	77	269.5	±0.05	9350	1.9	3.3	4	6.5	13.5	200	
OHN-380A-2-IS	26		67600	12000	77	269.5	±0.05	9350	4.6	1.9	4	6.5	13.5	200	

加防護結構 / Add protective structure

型號 Model	OHN-380A-1-SD	OHN-380A-1-AS-SD	OHN-380A-1-IS-SD	OHN-380A-2-SD	OHN-380A-2-AS-SD	OHN-380A-2-IS-SD
重量 Weight(kg)	67	78	78	69	80	80
防護等級 Protection to IEC 60529	IP64	IP64	IP64	IP64	IP64	IP64

選配耐高溫配置 / Optional high temperature resistant configuration

型號 Model	OHN-380A-1-HT	OHN-380A-1-AS-HT	OHN-380A-1-IS-HT	OHN-380A-2-HT	OHN-380A-2-AS-HT	OHN-380A-2-IS-HT
工作溫度 Operating temperature(℃)	-10 ~ 130	-10 ~ 130	-10 ~ 130	-10 ~ 130	-10 ~ 130	-10 ~ 130

外形尺寸 OVERALL DIMENSIONS

OHN-380A

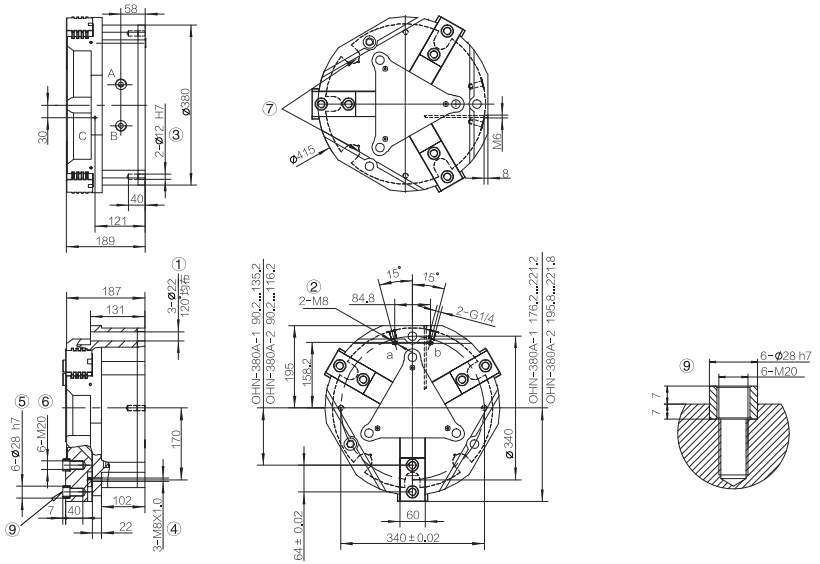

AS/IS

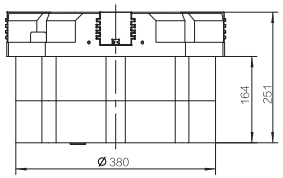

防護版本 Protection version

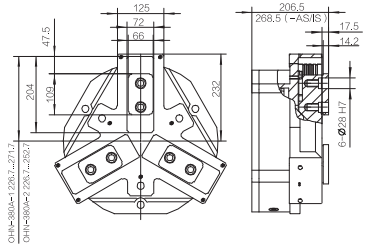

①夾爪固定孔 Gripper fixing hole
②壓縮空氣接口 Compressed air interface
③夾爪定位銷孔 Claw positioning pin hole
④傳感器固定螺紋孔 Sensor fixing threaded hole
⑤夾指定位套 Clip designated position set
⑥夾指固定螺紋孔 Finger fixing threaded hole
⑦磁性傳感器檢測槽 Magnetic sensor detection slot
⑧推料板(選配件) Push plate (optional accessory)
⑨爪頭連接說明 Claw head connection instructions
⑩連接法蘭 Mounting flange
⑪夾爪 Gripper

A\a 空氣接口(關閉) Air connection (closed)
B\b 空氣接口(打開) Air connection (open)
C 空氣增壓孔 Air boost hole

底部進氣說明 Bottom intake description

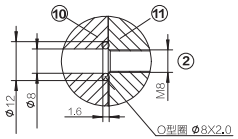

NOTES

五、氣動剪刀 *Air nipper*

選型規則 SELECTION RULES

- 多種規格型號可選
- 刀頭可更換
- 適用于塑膠、金屬、紡織品、片材等多種材料
- 廣泛應用于汽車、注塑、3C等行業

- Various specifications and models are optional
- The blade can be replaced
- suitable for plastic, metal, textile, sheet and other materials
- widely used in automobile, injection molding, 3C and other industries

NL — 10 — R — NY10AJ

類型/Types

位移式 Displacement
- NL
- NT
- SL
- NLM

方形氣剪 Square
- NF

加熱氣剪 Heating
- OP

圓形氣剪 Round
- SG

型號/Model

- 5：5系列Series
- 10：10系列Series
- 15：15系列Series
- 20：20系列Series
- 25：25系列Series
- 30：30系列Series

其他/Other

無：正刀 No：the knife

R：反刀 R：reversr knife

刀頭區分/Blade

- NY：NY系列刀頭
- SL：SL系列刀頭
- F：塑膠專用剪
- S：金屬專用剪
- ZS：金屬專用剪（鎢鋼刀）
- CN：金屬專用剪（鎢鋼刀）
- A：端子鉗

產品概述 PRODUCT OVERVIEW

NT系列(本體) NT series (main)

軌道導軌式設計，引拔動作導向精度高間隙小。
剪切動作時活塞不會突出剪切面，方便安裝。
引拔動作雙作用氣缸設計動作速度可以調整，動作穩定。

Track guide rail design, high precision of lead-out action and small gap.
The piston will not protrude from the cutting surface during the cutting action, which is convenient for installation.
The designed action speed of the double-acting cylinder can be adjusted and the action is stable.

PAT 專利產品 Patent

NEW

NT-25

產品規格 PRODUCT SPECIFICATIONS

NT-05 NT-10 NT-15 NT-25

型號 Model	重量 Weight (g)	進氣口 Air Inlet(mm)	氣體消耗量每回 Air wastage cycle /cm³	使用氣壓 Operation pressure (kgf/cm2)	單價(元) Price（yuan）	適配刀頭 Suitable blades
NT-05	117	4	42	4-5		NY-05AJ, NY-5RAJ
NT-10	175	6	68	4-5		NY10AJ,NY10RAJ,NY10AJL,NY10RAJL,NY10E,NY10D,NY10AEG,_NY10AEG,NY10AJT,NY10RAJT
NT-15	260	6	136	4-5		NY15AJ,NY15AJL,NY15RAJ,NY15RAJL,NY15AE,NY15AJT
NT-25	410	6	184	4-5		NY25AJ,NY25AJL,NY25RAJ,NY25RAJL,NY25AE

安裝寸法 DIMENSION OF INSTALLATION

NT-05

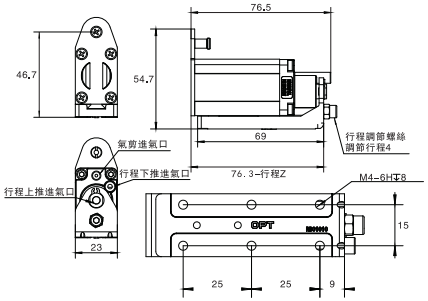

NT-10

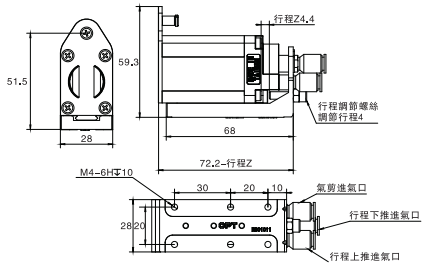

NT-15

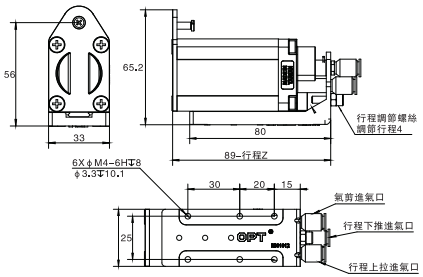

NT-25

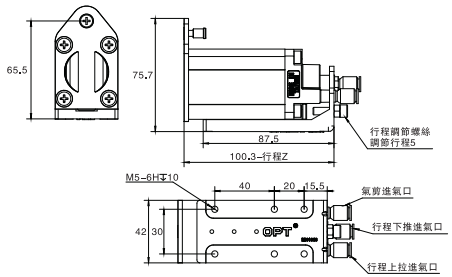

應用實例 APPLICATION EXAMPLE

產品概述 PRODUCT OVERVIEW

NL系列(本體) NL series (main)

位移設計，刃口開度可調，剪切更緊貼產品，剪切精度更高，效果更好。
滑軌行程雙向可調節設計，定位調試方便。
可選配型號確認功能，實現智能檢測剪切。

Displacement design, adjustable blade edge opening angle,more closer to the product, better cutting precision and better effect.
Two-way adjustable design of slide rail stroke, convenient for positioning and debugging.
Optional model and function confirmation for intelligent detection and cutting.

PAT 專利產品
Patent

工業級
Industrial grade

NL-25A
*A款爲帶傳感型
*B款爲無傳感型

產品規格 PRODUCT SPECIFICATIONS

型號 Model	重量 Weight (g)	進氣口 Air Inlet(mm)	氣體消耗量每回 Air wastage cycle /cm2	使用氣壓 Operation pressure (kgf/cm2)	單價(元) Price (yuan)	適配刀頭 Suitable blades
NL-10A	234	4	68	4-5		NY10AJ,NY10AJL,NY10AE,NY10AJT,NY10AD,NY10AH,NY10AEG,NY10AEGL
NL-10AR	234	4	68	4-5		NY10RAJ,NY10RAJL,NY10AE,NY10AJT,NY10AD,NY10AH,NY10AEG,NY10AEGL
NL-10B	228	4	68	4-5		NY10AJ,NY10AJL,NY10AE,NY10AJT,NY10AD,NY10AH,NY10AEG,NY10AEGL
NL-10BR	228	4	68	4-5		NY10RAJ,NY10RAJL,NY10AE,NY10AJT,NY10AD,NY10AH,NY10AEG,NY10AEGL
NL-15A	302	6	136	4-5		NY15AJ,NY15AJL,NY15AJT,NY15AE,NY15AH
NL-15AR	302	6	136	4-5		NY15RAJ,NY15RAJL,NY15RAJT,NY15AE,NY15RAH
NL-15B	296	6	136	4-5		NY15AJ,NY15AJL,NY15AJT,NY15AE,NY15AH
NL-15BR	296	6	136	4-5		NY15RAJ,NY15RAJL,NY15RAJT,NY15AE,NY15RAH
NL-25A	432	6	184	4-5		NY25AJ,NY25AJL,NY25AE
NL-25AR	432	6	184	4-5		NY25RAJ,NY25RAJL,NY25AE
NL-25B	426	6	184	4-5		NY25AJ,NY25AJL,NY25AE
NL-25BR	426	6	184	4-5		NY25RAJ,NY25RAJL,NY25AE

安裝寸法 DIMENSION OF INSTALLATION

拉 NL-10A

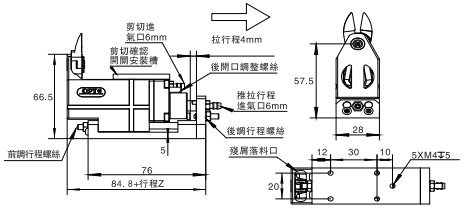

推 NL-10AR

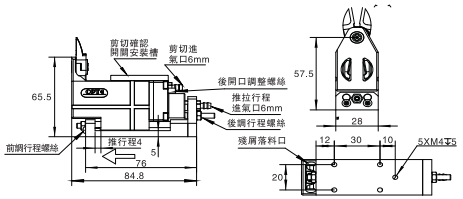

拉 NL-10B

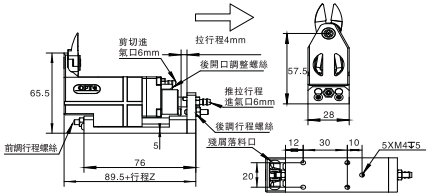

推 NL-10BR

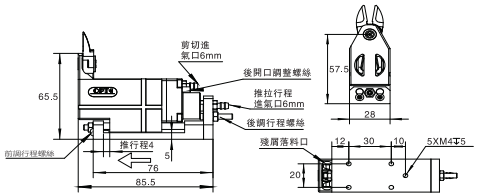

拉 NL-15A

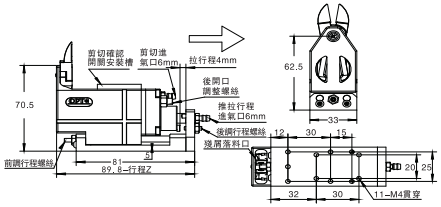

推 NL-15AR

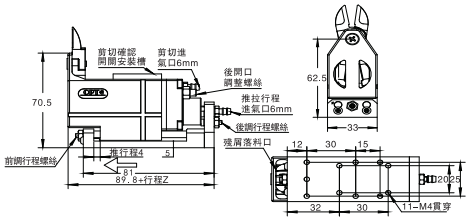

安裝寸法 DIMENSION OF INSTALLATION

拉 NL-15B

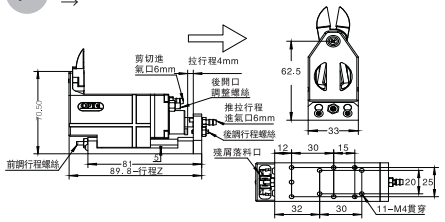

推 NL-15BR

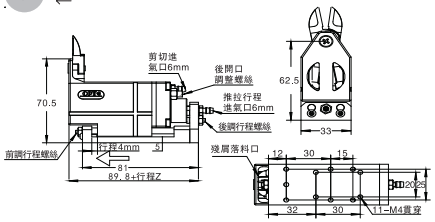

拉 NL-25A

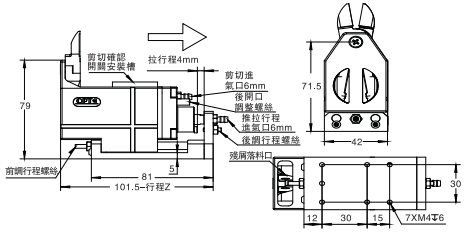

推 NL-25AR

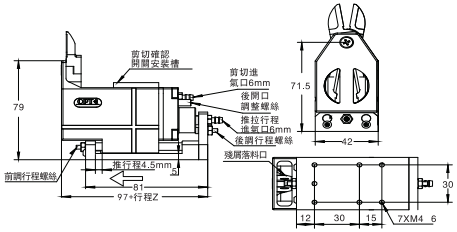

拉 NL-25B

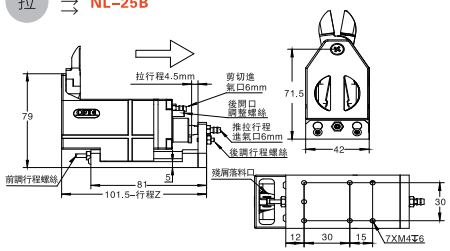

推 NL-25BR

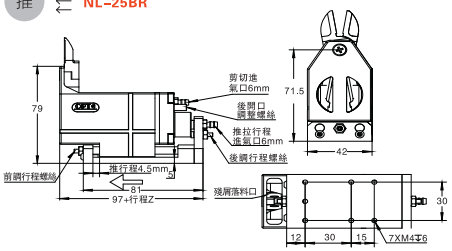

可選刀頭 ADAPTATION OF BLADE

圓頭平嘴鉗
Round flat edge blade

05系列

塑膠
Plastic

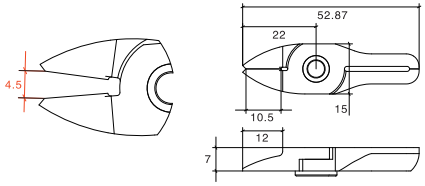

◆ 切斷能力（ φmm ）
Cutting off effect

◆ 開口最大可達4.5mm
Opening cen be reached 4.5mm

型號 Model	(軟質/Soft) PP,PE,PS,PVC,ABS,PMMA,ASTFT聚氨酯等	(硬質/Hard) PPS,PA,PBT,LCT,POM,PC添加玻璃纖維樹脂等	適用本體 This only suit	單價(元) This only suit
NY05AJ/RAJ	3.5mm	2.3mm	NT-05	

請勿剪切帶有金屬的物品
Please don't cut materials with metal

※ 塑膠專用剪刀
For cutting plastic only

圓頭平嘴鉗
Round flat edge blade

10系列

塑膠
Plastic

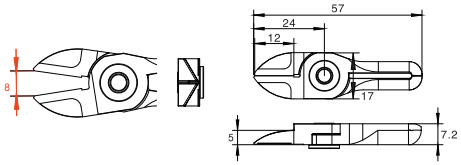

◆ 切斷能力（ φmm ）
Cutting off effect

◆ 開口最大可達8mm
Opening cen be reached 8mm

型號 Model	(軟質/Soft) PP,PE,PS,PVC,ABS,PMMA,ASTFT聚氨酯等	(硬質/Hard) PPS,PA,PBT,LCT,POM,PC添加玻璃纖維樹脂等	適用本體 This only suit	單價(元) This only suit
NY10AJ/R	3.5mm	2.3mm	NY/NL/NT-10/10R	

請勿剪切帶有金屬的物品
Please don't cut materials with metal

※ 塑膠專用剪刀
For cutting plastic only

加長平嘴鉗
Straight long blade

10系列

塑膠
Plastic

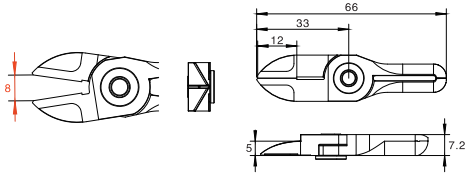

◆ 切斷能力（ φmm ）
Cutting off effect

◆ 開口最大可達8mm
Opening cen be reached 8mm

型號 Model	(軟質/Soft) PP,PE,PS,PVC,ABS,PMMA,ASTFT聚氨酯等	(硬質/Hard) PPS,PA,PBT,LCT,POM,PC添加玻璃纖維樹脂等	適用本體 This only suit	單價(元) This only suit
NY10AJL/R	3.5mm	2.3mm	NY/NL/NT-10/10R	

請勿剪切帶有金屬的物品
Please don't cut materials with metal

※ 塑膠專用剪刀
For cutting plastic only

可選刀頭 ADAPTATION OF BLADE

圓頭平嘴鉗(薄刀)
Straight blade(thin)

10系列

塑膠
Plastic

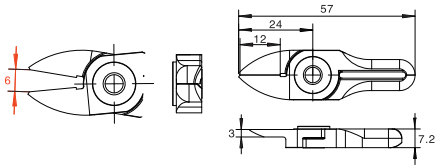

◆ 切斷能力（ φmm ）
Cutting off effect

◆ 開口最大可達6mm
Opening cen be reached 6mm

型號 Model	(軟質/Soft) PP,PE,PS,PVC,ABS,PMMA,ASTFT聚氨酯等	(硬質/Hard) PPS,PA,PBT,LCT,POM,PC添加玻璃纖維樹脂等	適用本體 This only suit	單價(元) This only suit
NY10AJT/R	3.5mm	2.3mm	NY/NL/NT-10/10R	

請勿剪切帶有金屬的物品
Please don't cut materials with metal

※ 塑膠專用剪刀
For cutting plastic only

平嘴鉗
Lift blade

10系列

塑膠
Plastic

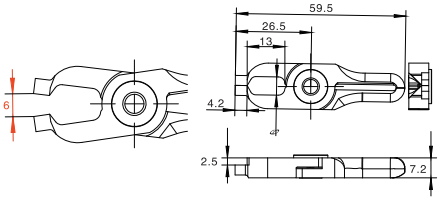

◆ 切斷能力（ φmm ）
Cutting off effect

◆ 開口最大可達6mm
Opening cen be reached 6mm

型號 Model	(軟質/Soft) PP,PE,PS,PVC,ABS,PMMA,ASTFT聚氨酯等	(硬質/Hard) PPS,PA,PBT,LCT,POM,PC添加玻璃纖維樹脂等	適用本體 This only suit	單價(元) This only suit
NY10AD	3.5mm	2.3mm	NY/NL/NT-10/10R	

請勿剪切帶有金屬的物品
Please don't cut materials with metal

※ 塑膠專用剪刀
For cutting plastic only

L形平嘴鉗
Crank blade

10系列

塑膠
Plastic

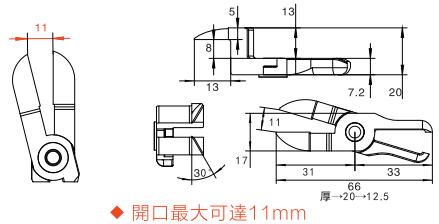

◆ 切斷能力（ φmm ）
Cutting off effect

◆ 開口最大可達11mm
Opening cen be reached 11mm

型號 Model	(軟質/Soft) PP,PE,PS,PVC,ABS,PMMA,ASTFT聚氨酯等	(硬質/Hard) PPS,PA,PBT,LCT,POM,PC添加玻璃纖維樹脂等	適用本體 This only suit	單價(元) This only suit
NY10AH/R	3.5mm	2.3mm	NY/NL/NT-10/10R	

請勿剪切帶有金屬的物品
Please don't cut materials with metal

※ 塑膠專用剪刀
For cutting plastic only

可選刀頭 ADAPTATION OF BLADE

加厚加寬平嘴鉗
Nipping blade(wider and longer)

10系列

塑膠
Plastic

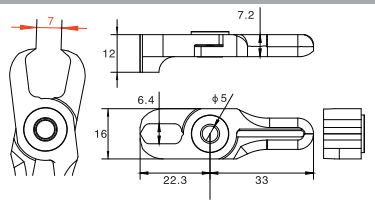

◆ 切斷能力（ ϕmm ）
Cutting off effect

◆ 開口最大可達7mm
Opening cen be reached 7mm

型號 Model	(軟質/Soft) PP,PE,PS,PVC,ABS,PMMA,ASTFT聚氨酯等	(硬質/Hard) PPS,PA,PBT,LCT,POM,PC添加玻璃纖維樹脂等	適用本體 This only suit	單價(元) This only suit
NY10AEG	3.5mm	2.3mm	NY/NL/NT-10/10R	

請勿剪切帶有金屬的物品
Please don't cut materials with metal

※ 塑膠專用剪刀
For cutting plastic only

加長加寬平嘴鉗
Straight blade(wider and longer)

10系列

塑膠
Plastic

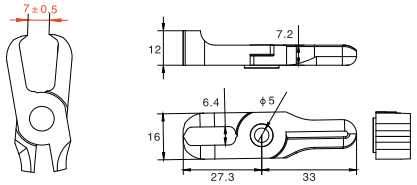

◆ 切斷能力（ ϕmm ）
Cutting off effect

◆ 開口最大可達7.5mm
Opening cen be reached 7.5mm

型號 Model	(軟質/Soft) PP,PE,PS,PVC,ABS,PMMA,ASTFT聚氨酯等	(硬質/Hard) PPS,PA,PBT,LCT,POM,PC添加玻璃纖維樹脂等	適用本體 This only suit	單價(元) This only suit
NY10AEGL	3.5mm	2.3mm	NY/NL/NT-10/10R	

請勿剪切帶有金屬的物品
Please don't cut materials with metal

※ 塑膠專用剪刀
For cutting plastic only

頂切平嘴鉗
Nipping blade

10系列

塑膠
Plastic

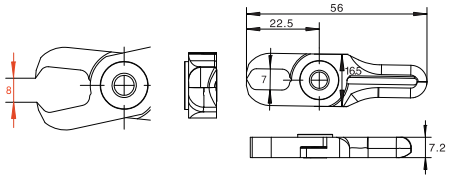

◆ 切斷能力（ ϕmm ）
Cutting off effect

◆ 開口最大可達8mm
Opening cen be reached 8mm

型號 Model	(軟質/Soft) PP,PE,PS,PVC,ABS,PMMA,ASTFT聚氨酯等	(硬質/Hard) PPS,PA,PBT,LCT,POM,PC添加玻璃纖維樹脂等	適用本體 This only suit	單價(元) This only suit
NY10AE	3.5mm	2.3mm	NY/NL/NT-10/10R	

請勿剪切帶有金屬的物品
Please don't cut materials with metal

※ 塑膠專用剪刀
For cutting plastic only

可選刀頭 ADAPTATION OF BLADE

圓頭平嘴鉗
Round flat edge blade

15系列

塑膠
Plastic

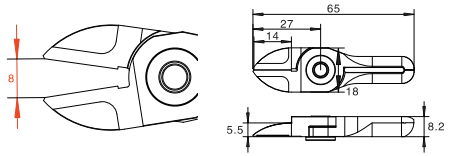

◆ 切斷能力（ ϕmm ）
Cutting off effect

◆ 開口最大可達8mm
Opening cen be reached 8mm

型號 Model	(軟質/Soft) PP,PE,PS,PVC,ABS,PMMA,ASTFT聚氨酯等	(硬質/Hard) PPS,PA,PBT,LCT,POM,PC添加玻璃纖維樹脂等	適用本體 This only suit	單價(元) This only suit
NY15AJ/R	4.0mm	2.6mm	NY/NL/NT-15/15R	

請勿剪切帶有金屬的物品
Please don't cut materials with metal

※ 塑膠專用剪刀
For cutting plastic only

圓頭平嘴鉗(加長)
Straight blade(long)

15系列

塑膠
Plastic

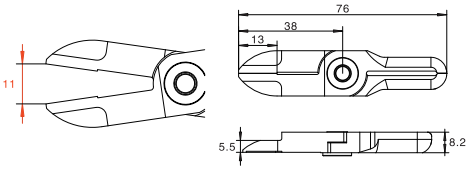

◆ 切斷能力（ ϕmm ）
Cutting off effect

◆ 開口最大可達11mm
Opening cen be reached 11mm

型號 Model	(軟質/Soft) PP,PE,PS,PVC,ABS,PMMA,ASTFT聚氨酯等	(硬質/Hard) PPS,PA,PBT,LCT,POM,PC添加玻璃纖維樹脂等	適用本體 This only suit	單價(元) This only suit
NY15AJL/R	4.0mm	2.6mm	NY/NL/NT-15/15R	

請勿剪切帶有金屬的物品
Please don't cut materials with metal

※ 塑膠專用剪刀
For cutting plastic only

圓頭平嘴鉗(薄刀)
Straight blade(thin)

15系列

塑膠
Plastic

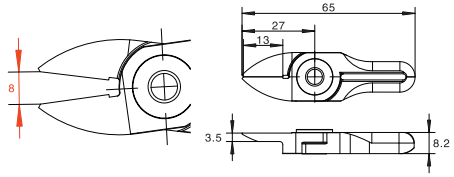

◆ 切斷能力（ ϕmm ）
Cutting off effect

◆ 開口最大可達8mm
Opening cen be reached 8mm

型號 Model	(軟質/Soft) PP,PE,PS,PVC,ABS,PMMA,ASTFT聚氨酯等	(硬質/Hard) PPS,PA,PBT,LCT,POM,PC添加玻璃纖維樹脂等	適用本體 This only suit	單價(元) This only suit
NY15AJT/R	4.0mm	2.6mm	NY/NL/NT-15/15R	

請勿剪切帶有金屬的物品
Please don't cut materials with metal

※ 塑膠專用剪刀
For cutting plastic only

可選刀頭 ADAPTATION OF BLADE

頂切平嘴鉗
Nipping blade

15系列

塑膠
Plastic

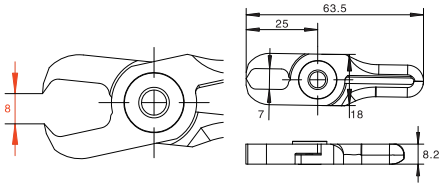

◆ 切斷能力（ϕmm）
Cutting off effect

◆ 開口最大可達8mm
Opening cen be reached 8mm

型號 Model	(軟質/Soft) PP,PE,PS,PVC,ABS,PMMA,ASTFT聚氨酯等	(硬質/Hard) PPS,PA,PBT,LCT,POM,PC添加玻璃纖維樹脂等	適用本體 This only suit	單價(元) This only suit
NY15AE	4.0mm	2.6mm	NY/NL/NT-15/15R	

請勿剪切帶有金屬的物品
Please don' t cut materials with metal

※ 塑膠專用剪刀
For cutting plastic only

L形平嘴鉗
Crank blade

15系列

塑膠
Plastic

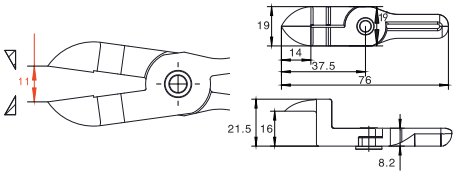

◆ 切斷能力（ϕmm）
Cutting off effect

◆ 開口最大可達11mm
Opening cen be reached 11mm

型號 Model	(軟質/Soft) PP,PE,PS,PVC,ABS,PMMA,ASTFT聚氨酯等	(硬質/Hard) PPS,PA,PBT,LCT,POM,PC添加玻璃纖維樹脂等	適用本體 This only suit	單價(元) This only suit
NY15AH	4.0mm	2.6mm	NY/NL/NT-15/15R	

請勿剪切帶有金屬的物品
Please don' t cut materials with metal

※ 塑膠專用剪刀
For cutting plastic only

L形平嘴鉗
Crank blade

15系列

塑膠
Plastic

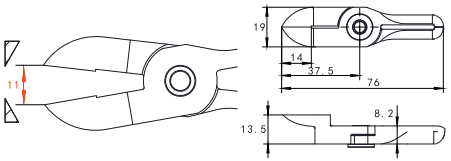

◆ 切斷能力（ϕmm）
Cutting off effect

◆ 開口最大可達11mm
Opening cen be reached 11mm

型號 Model	(軟質/Soft) PP,PE,PS,PVC,ABS,PMMA,ASTFT聚氨酯等	(硬質/Hard) PPS,PA,PBT,LCT,POM,PC添加玻璃纖維樹脂等	適用本體 This only suit	單價(元) This only suit
NY15AHR	4.0mm	2.6mm	NY/NL/NT-15/15R	

請勿剪切帶有金屬的物品
Please don' t cut materials with metal

※ 塑膠專用剪刀
For cutting plastic only

可選刀頭 ADAPTATION OF BLADE

圓頭平嘴鉗
Round flat edge blade

25系列

塑膠
Plastic

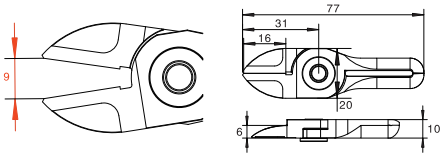

◆ 切斷能力（ϕmm）
Cutting off effect

◆ 開口最大可達9mm
Opening cen be reached 9mm

型號 Model	(軟質/Soft) PP,PE,PS,PVC,ABS,PMMA,ASTFT聚氨酯等	(硬質/Hard) PPS,PA,PBT,LCT,POM,PC添加玻璃纖維樹脂等	適用本體 This only suit	單價(元) This only suit
NY25AJ/R	5.0mm	3.4mm	NY/NL/NT-25/25R	

請勿剪切帶有金屬的物品
Please don' t cut materials with metal

※ 塑膠專用剪刀
For cutting plastic only

加長平嘴鉗
Straight long blade

25系列

塑膠
Plastic



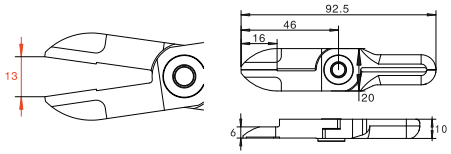

◆ 切斷能力（ϕmm）
Cutting off effect

◆ 開口最大可達13mm
Opening cen be reached 13mm

型號 Model	(軟質/Soft) PP,PE,PS,PVC,ABS,PMMA,ASTFT聚氨酯等	(硬質/Hard) PPS,PA,PBT,LCT,POM,PC添加玻璃纖維樹脂等	適用本體 This only suit	單價(元) This only suit
NY25AJL/R	5.0mm	3.4mm	NY/NL/NT-25/25R	

請勿剪切帶有金屬的物品
Please don' t cut materials with metal

※ 塑膠專用剪刀
For cutting plastic only

頂切平嘴鉗
Nipping blade

25系列

塑膠
Plastic

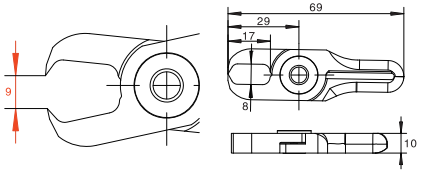

◆ 切斷能力（ϕmm）
Cutting off effect

◆ 開口最大可達9mm
Opening cen be reached 9mm

型號 Model	(軟質/Soft) PP,PE,PS,PVC,ABS,PMMA,ASTFT聚氨酯等	(硬質/Hard) PPS,PA,PBT,LCT,POM,PC添加玻璃纖維樹脂等	適用本體 This only suit	單價(元) This only suit
NY25AE	5.0mm	3.4mm	NY/NL/NT-25/25R	

請勿剪切帶有金屬的物品
Please don' t cut materials with metal

※ 塑膠專用剪刀
For cutting plastic only

產品概述 PRODUCT OVERVIEW

SL系列(本體) SL series (main)

位移設計，刃口開度可調，剪切更緊貼產品，剪切精度更高，效果更好。
滑軌行程雙向可調節，多方向設計，定位、安裝調試方便。
具有信號確認功能，實現智能檢測剪切。

Displacement design, adjustable cutting edge opening, cutting closer to the product, cutting precision higher, better effect.
The slide rail stroke can be adjusted in both directions, multi-directional design, easy to locate, install and debug.
It has a signal confirmation function to realize intelligent detection and cutting.

智慧型(機器人專用)
Intelligent(for robots)

產品規格 PRODUCT SPECIFICATIONS

型號 Model	重量 Weight (g)	進氣口 Air Inlet(mm)	氣體消耗量每回 Air wastage cycle /cm2	使用氣壓 Operation pressure (kgf/cm2)	單價(元) Price (yuan)	適配刀頭 Suitable blades
SL-10BC	251	4	68	4-5		SL10AJ,SL10AJL,SL10AE,SL10AJT,SL10AD,SL10AH,SL10AEG,SL10AEGL
SL-10RC	251	4	68	4-5		SL10AJ,SL10AJL,SL10AE,SL10AJT,SL10AD,SL10AH,SL10AEG,SL10AEGL
SL-10LC	251	4	68	4-5		SL10AJ,SL10AJL,SL10AE,SL10AJT,SL10AD,SL10AH,SL10AEG,SL10AEGL
SL-10BCR	251	4	68	4-5		SL10RAJ,SL10RAJL,SL10AE,SL10AJT,SL10AD,SL10AH,SL10AEG,SL10AEGL
SL-10RCR	251	4	68	4-5		SL10RAJ,SL10RAJL,SL10AE,SL10AJT,SL10AD,SL10AH,SL10AEG,SL10AEGL
SL-10LCR	251	4	68	4-5		SL10RAJ,SL10RAJL,SL10AE,SL10AJT,SL10AD,SL10AH,SL10AEG,SL10AEGL
SL-15BC	331	6	136	4-5		SL15AJ,SL15AJL,SL15AJT,SL15AE,SL15AH
SL-15RC	331	6	136	4-5		SL15AJ,SL15AJL,SL15AJT,SL15AE,SL15AH
SL-15LC	331	6	136	4-5		SL15AJ,SL15AJL,SL15AJT,SL15AE,SL15AH
SL-15BCR	331	6	136	4-5		SL15RAJ,SL15RAJL,SL15RAJT,SL15AE,SL15RAH
SL-15RCR	331	6	136	4-5		SL15RAJ,SL15RAJL,SL15RAJT,SL15AE,SL15RAH
SL-15LCR	331	6	136	4-5		SL15RAJ,SL15RAJL,SL15RAJT,SL15AE,SL15RAH
SL-25BC	500	6	184	4-5		SL25AJ,SL25AJL,SL25AE
SL-25RC	500	6	184	4-5		SL25AJ,SL25AJL,SL25AE
SL-25LC	500	6	184	4-5		SL25AJ,SL25AJL,SL25AE
SL-25BCR	500	6	184	4-5		SL25RAJ,SL25RAJL,SL25AE
SL-25RCR	500	6	184	4-5		SL25RAJ,SL25RAJL,SL25AE
SL-25LCR	500	6	184	4-5		SL25RAJ,SL25RAJL,SL25AE

安裝寸法 DIMENSION OF INSTALLATION

拉 SL-10BC

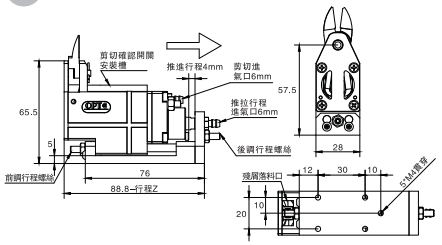

推 SL-10BCR

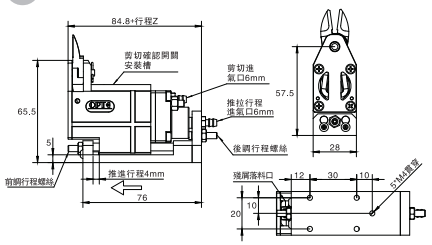

拉 SL-10RC

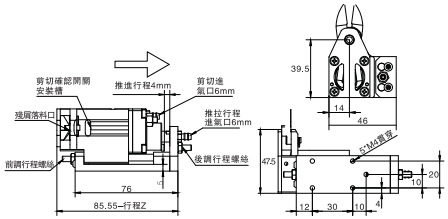

推 SL-10RCR

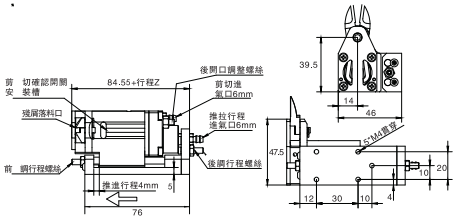

拉 SL-10LC

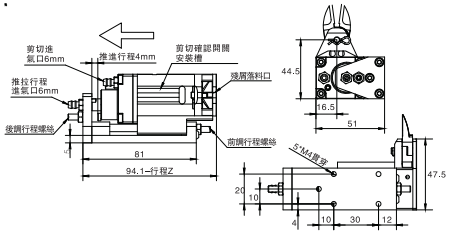

推 SL-10LCR

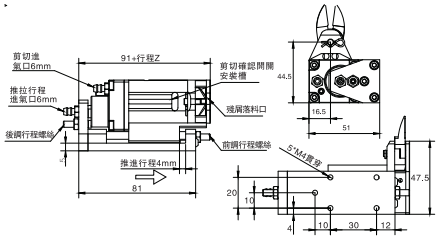

安裝寸法 DIMENSION OF INSTALLATION

拉 SL-15BC

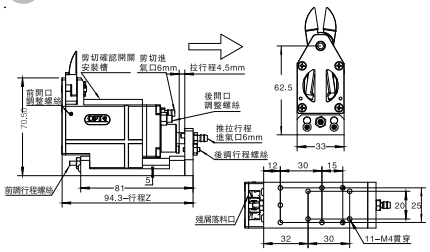

推 SL-15BCR

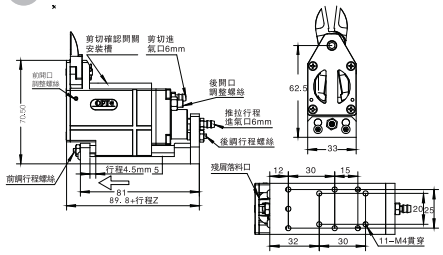

拉 SL-15RC

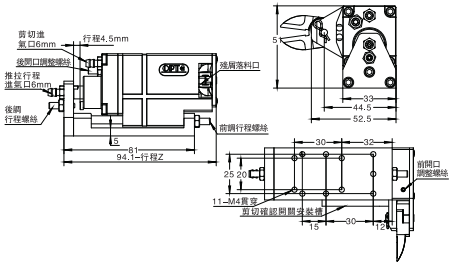

推 SL-15RCR

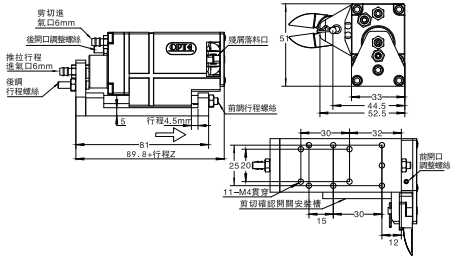

拉 SL-15LC

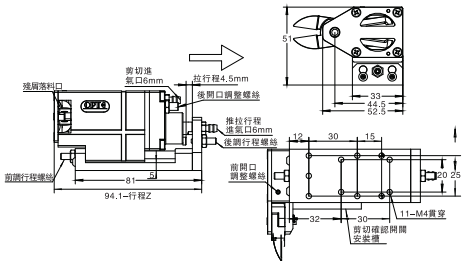

推 SL-15LCR

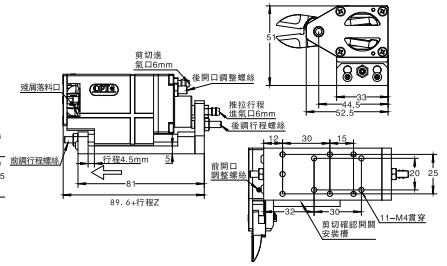

安裝寸法 DIMENSION OF INSTALLATION

拉 SL-25BC

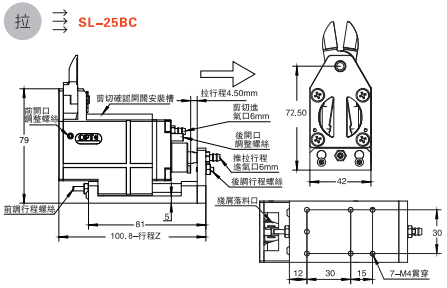

推 SL-25BCR

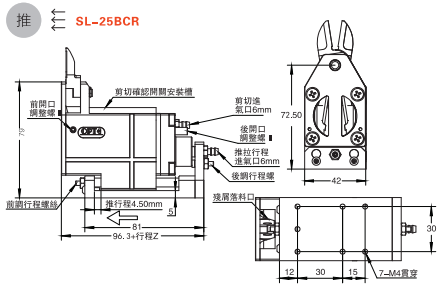

拉 SL-25RC

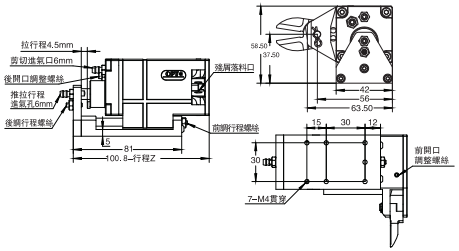

推 SL-25RCR

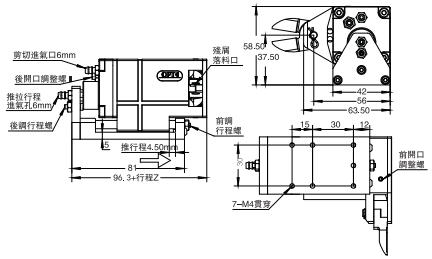

拉 SL-25LC

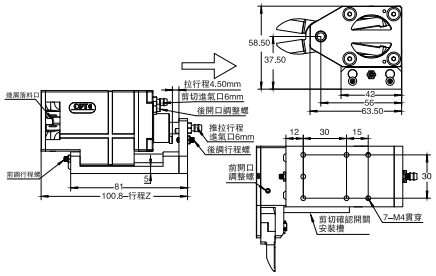

推 SL-25LCR

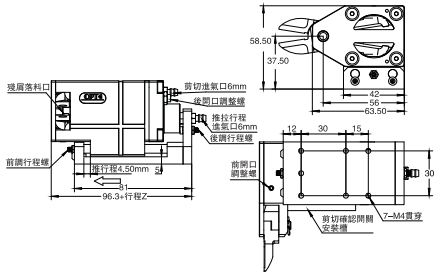

可選刀頭 ADAPTATION OF BLADE

圓頭平嘴鉗
Straight blade

10系列

塑膠
Plastic

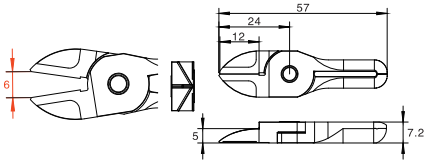

◆ 切斷能力（ φmm ）
Cutting off effect

◆ 開口最大可達6mm
Opening cen be reached 6mm

型號 Model	(軟質/Soft) PP,PE,PS,PVC,ABS,PMMA,ASTFT聚氨酯等	(硬質/Hard) PPS,PA,PBT,LCT,POM,PC添加玻璃纖維樹脂等	適用本體 This only suit	單價(元) This only suit
SL10AJ & SL10RAJ	3.5mm	2.3mm	SL10/10R	

請勿剪切帶有金屬的物品
Please don't cut materials with metal

※ 塑膠專用剪刀
For cutting plastic only

加長平嘴鉗
Straight long blade

10系列

塑膠
Plastic

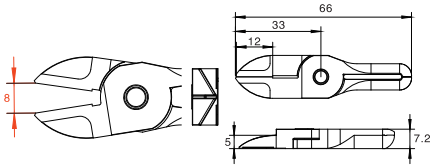

◆ 切斷能力（ φmm ）
Cutting off effect

◆ 開口最大可達8mm
Opening cen be reached 8mm

型號 Model	(軟質/Soft) PP,PE,PS,PVC,ABS,PMMA,ASTFT聚氨酯等	(硬質/Hard) PPS,PA,PBT,LCT,POM,PC添加玻璃纖維樹脂等	適用本體 This only suit	單價(元) This only suit
SL10AJL & SL10RAJL	3.5mm	2.3mm	SL10/10R	

請勿剪切帶有金屬的物品
Please don't cut materials with metal

※ 塑膠專用剪刀
For cutting plastic only

頂切平嘴鉗
Nipping blade

10系列

塑膠
Plastic

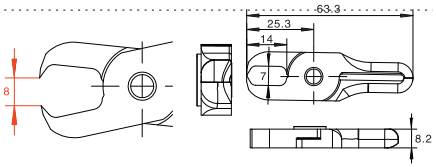

◆ 切斷能力（ φmm ）
Cutting off effect

◆ 開口最大可達8mm
Opening cen be reached 8mm

型號 Model	(軟質/Soft) PP,PE,PS,PVC,ABS,PMMA,ASTFT聚氨酯等	(硬質/Hard) PPS,PA,PBT,LCT,POM,PC添加玻璃纖維樹脂等	適用本體 This only suit	單價(元) This only suit
SL10AE	3.5mm	2.3mm	SL10/10R	

請勿剪切帶有金屬的物品
Please don't cut materials with metal

※ 塑膠專用剪刀
For cutting plastic only

可選刀頭 ADAPTATION OF BLADE

頂切平嘴鉗
Nipping blade

10系列

塑膠
Plastic

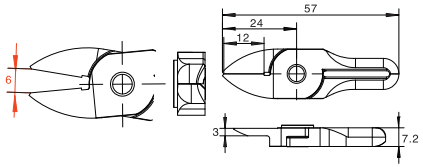

◆ 切斷能力（ φmm ）
Cutting off effect

◆ 開口最大可達6mm
Opening cen be reached 6mm

型號 Model	(軟質/Soft) PP,PE,PS,PVC,ABS,PMMA,ASTFT聚氨酯等	(硬質/Hard) PPS,PA,PBT,LCT,POM,PC添加玻璃纖維樹脂等	適用本體 This only suit	單價(元) This only suit
SL10AJT	3.5mm	2.3mm	SL10/10R	

請勿剪切帶有金屬的物品
Please don't cut materials with metal

※ 塑膠專用剪刀
For cutting plastic only

平嘴鉗
Lift blade

10系列

塑膠
Plastic

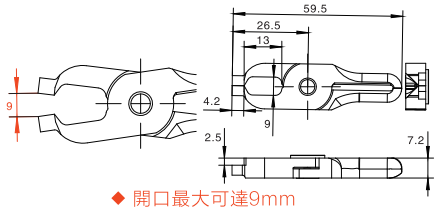

◆ 切斷能力（ φmm ）
Cutting off effect

◆ 開口最大可達9mm
Opening cen be reached 9mm

型號 Model	(軟質/Soft) PP,PE,PS,PVC,ABS,PMMA,ASTFT聚氨酯等	(硬質/Hard) PPS,PA,PBT,LCT,POM,PC添加玻璃纖維樹脂等	適用本體 This only suit	單價(元) This only suit
SL10AD	3.5mm	2.3mm	SL10/10R	

請勿剪切帶有金屬的物品
Please don't cut materials with metal

※ 塑膠專用剪刀
For cutting plastic only

L形平嘴鉗
Crank blade

10系列

塑膠
Plastic

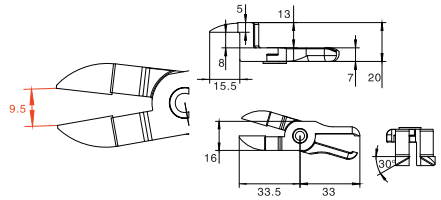

◆ 切斷能力（ φmm ）
Cutting off effect

◆ 開口最大可達9.5mm
Opening cen be reached 9.5mm

型號 Model	(軟質/Soft) PP,PE,PS,PVC,ABS,PMMA,ASTFT聚氨酯等	(硬質/Hard) PPS,PA,PBT,LCT,POM,PC添加玻璃纖維樹脂等	適用本體 This only suit	單價(元) This only suit
SL10AH & SL10RAH	3.5mm	2.3mm	SL10/10R	

請勿剪切帶有金屬的物品
Please don't cut materials with metal

※ 塑膠專用剪刀
For cutting plastic only

可選刀頭 ADAPTATION OF BLADE

頂切平嘴鉗(加寬)
Nipping blade(wider)

10系列

塑膠
Plastic

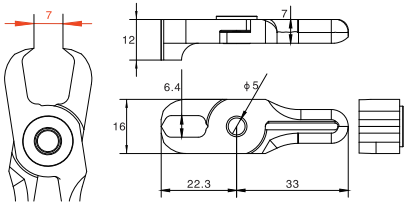

◆ 切斷能力（ ϕmm ）
Cutting off effect

◆ 開口最大可達7mm
Opening cen be reached 7mm

型號 Model	(軟質/Soft) PP,PE,PS,PVC,ABS,PMMA,ASTFT聚氨酯等	(硬質/Hard) PPS,PA,PBT,LCT,POM,PC添加玻璃纖維樹脂等	適用本體 This only suit	單價(元) This only suit
SL10AEG	3.5mm	2.3mm	SL10/10R	

請勿剪切帶有金屬的物品
Please don't cut materials with metal

※ 塑膠專用剪刀
For cutting plastic only

頂切平嘴鉗(加長加寬)
Nipping blade(wider and longer)

10系列

塑膠
Plastic

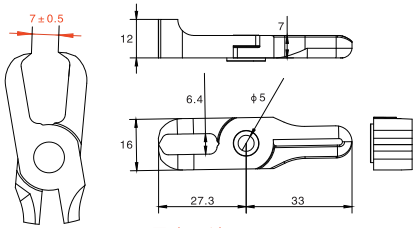

◆ 切斷能力（ ϕmm ）
Cutting off effect

◆ 開口最大可達7.5mm
Opening cen be reached 7.5mm

型號 Model	(軟質/Soft) PP,PE,PS,PVC,ABS,PMMA,ASTFT聚氨酯等	(硬質/Hard) PPS,PA,PBT,LCT,POM,PC添加玻璃纖維樹脂等	適用本體 This only suit	單價(元) This only suit
SL10AEGL	3.5mm	2.3mm	SL10/10R	

請勿剪切帶有金屬的物品
Please don't cut materials with metal

※ 塑膠專用剪刀
For cutting plastic only

圓頭平嘴鉗
Straight blade

15系列

塑膠
Plastic

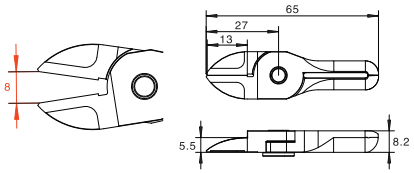

◆ 切斷能力（ ϕmm ）
Cutting off effect

◆ 開口最大可達8mm
Opening cen be reached 8mm

型號 Model	(軟質/Soft) PP,PE,PS,PVC,ABS,PMMA,ASTFT聚氨酯等	(硬質/Hard) PPS,PA,PBT,LCT,POM,PC添加玻璃纖維樹脂等	適用本體 This only suit	單價(元) This only suit
SL15AJ & SL15RAJ	4.0mm	2.6mm	SL15/15R	

請勿剪切帶有金屬的物品
Please don't cut materials with metal

※ 塑膠專用剪刀
For cutting plastic only

可選刀頭 ADAPTATION OF BLADE

圓頭平嘴鉗(加長)
straight blade(long)

15系列

塑膠
Plastic

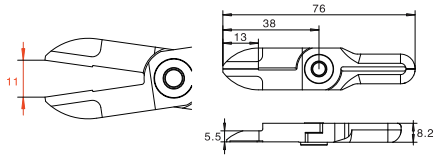

◆ 切斷能力（ ϕmm ）
Cutting off effect

◆ 開口最大可達11mm
Opening cen be reached 11mm

型號 Model	(軟質/Soft) PP,PE,PS,PVC,ABS,PMMA,ASTFT聚氨酯等	(硬質/Hard) PPS,PA,PBT,LCT,POM,PC添加玻璃纖維樹脂等	適用本體 This only suit	單價(元) This only suit
SL15AJL & SL15RAJL	4.0mm	2.6mm	SL15/15R	

請勿剪切帶有金屬的物品
Please don't cut materials with metal

※ 塑膠專用剪刀
For cutting plastic only

圓頭平嘴鉗(薄刀)
straight blade(thin)

15系列

塑膠
Plastic

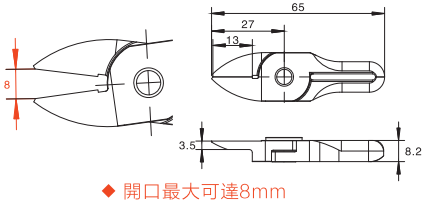

◆ 切斷能力（ ϕmm ）
Cutting off effect

◆ 開口最大可達8mm
Opening cen be reached 8mm

型號 Model	(軟質/Soft) PP,PE,PS,PVC,ABS,PMMA,ASTFT聚氨酯等	(硬質/Hard) PPS,PA,PBT,LCT,POM,PC添加玻璃纖維樹脂等	適用本體 This only suit	單價(元) This only suit
SL15AJT & SL15RAJT	4.0mm	2.6mm	SL15/15R	

請勿剪切帶有金屬的物品
Please don't cut materials with metal

※ 塑膠專用剪刀
For cutting plastic only

頂切平嘴鉗
Nipping blade

15系列

塑膠
Plastic

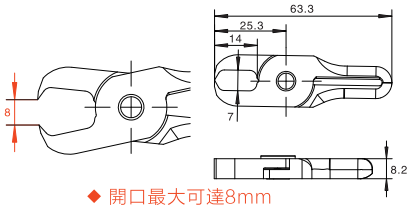

◆ 切斷能力（ ϕmm ）
Cutting off effect

◆ 開口最大可達8mm
Opening cen be reached 8mm

型號 Model	(軟質/Soft) PP,PE,PS,PVC,ABS,PMMA,ASTFT聚氨酯等	(硬質/Hard) PPS,PA,PBT,LCT,POM,PC添加玻璃纖維樹脂等	適用本體 This only suit	單價(元) This only suit
SL15AE	4.0mm	2.6mm	SL15/15R	

請勿剪切帶有金屬的物品
Please don't cut materials with metal

※ 塑膠專用剪刀
For cutting plastic only

可選刀頭 ADAPTATION OF BLADE

L形平嘴鉗
Crank blade

15系列

塑膠
Plastic

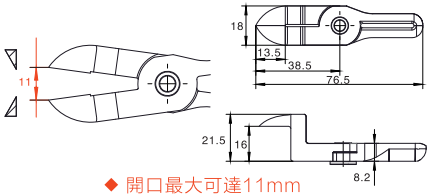

◆ 切斷能力（ φmm ）
Cutting off effect

◆ 開口最大可達11mm
Opening cen be reached 11mm

型號 Model	(軟質/Soft) PP,PE,PS,PVC,ABS,PMMA,ASTFT聚氨酯等	(硬質/Hard) PPS,PA,PBT,LCT,POM,PC添加玻璃纖維樹脂等	適用本體 This only suit	單價(元) This only suit
SL15AH	4.0mm	2.6mm	SL15/15R	

請勿剪切帶有金屬的物品
Please don't cut materials with metal

※ 塑膠專用剪刀
For cutting plastic only

L形平嘴鉗
Crank blade

15系列

塑膠
Plastic

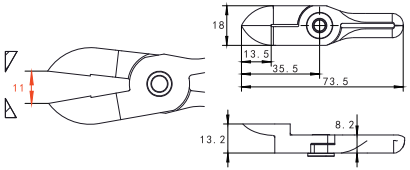

◆ 切斷能力（ φmm ）
Cutting off effect

◆ 開口最大可達11mm
Opening cen be reached 11mm

型號 Model	(軟質/Soft) PP,PE,PS,PVC,ABS,PMMA,ASTFT聚氨酯等	(硬質/Hard) PPS,PA,PBT,LCT,POM,PC添加玻璃纖維樹脂等	適用本體 This only suit	單價(元) This only suit
SL15RAH	4.0mm	2.6mm	SL15/15R	

請勿剪切帶有金屬的物品
Please don't cut materials with metal

※ 塑膠專用剪刀
For cutting plastic only

圓頭平嘴鉗
Straight blade

25系列

塑膠
Plastic

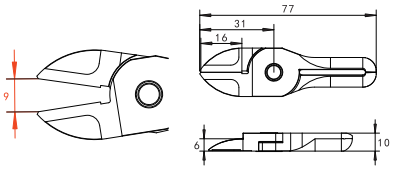

◆ 切斷能力（ φmm ）
Cutting off effect

◆ 開口最大可達9mm
Opening cen be reached 9mm

型號 Model	(軟質/Soft) PP,PE,PS,PVC,ABS,PMMA,ASTFT聚氨酯等	(硬質/Hard) PPS,PA,PBT,LCT,POM,PC添加玻璃纖維樹脂等	適用本體 This only suit	單價(元) This only suit
SL25AJ & SL25RAJ	5.0mm	3.4mm	SL25/25R	

請勿剪切帶有金屬的物品
Please don't cut materials with metal

※ 塑膠專用剪刀
For cutting plastic only

可選刀頭 ADAPTATION OF BLADE

圓頭平嘴鉗(加長)
straight blade(long)

25系列

塑膠
Plastic

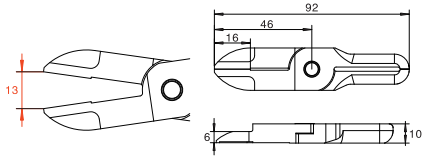

◆ 切斷能力（ φmm ）
Cutting off effect

◆ 開口最大可達13mm
Opening cen be reached 13mm

型號 Model	(軟質/Soft) PP,PE,PS,PVC,ABS,PMMA,ASTFT聚氨酯等	(硬質/Hard) PPS,PA,PBT,LCT,POM,PC添加玻璃纖維樹脂等	適用本體 This only suit	單價(元) This only suit
SL25AJL & SL25RAJL	5.0mm	3.4mm	SL25/25R	

請勿剪切帶有金屬的物品
Please don't cut materials with metal

※ 塑膠專用剪刀
For cutting plastic only

頂切平嘴鉗
Nipping blade

25系列

塑膠
Plastic

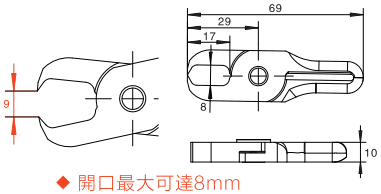

◆ 切斷能力（ φmm ）
Cutting off effect

◆ 開口最大可達8mm
Opening cen be reached 8mm

型號 Model	(軟質/Soft) PP,PE,PS,PVC,ABS,PMMA,ASTFT聚氨酯等	(硬質/Hard) PPS,PA,PBT,LCT,POM,PC添加玻璃纖維樹脂等	適用本體 This only suit	單價(元) This only suit
SL25AE	5.0mm	3.4mm	SL25/25R	

請勿剪切帶有金屬的物品
Please don't cut materials with metal

※ 塑膠專用剪刀
For cutting plastic only

產品概述 PRODUCT OVERVIEW

NLM系列(本體) NLM series (main)

智慧型滑動氣剪（軌道式）

信號反饋設計，自動檢測水口剪切作業，杜絕漏剪失誤氣。
缸滑軌設計，剪切更緊貼產品，剪切精度更高，效果更好。
滑軌單向可調，定位調試方便。

Signal feedback design, automatic detection of nozzle cutting operation, to prevent leakage of shear and gas.
Cylinder slide rail design, the cutting is closer to the product, the cutting precision is higher, and the effect is better.
The slide rail can be adjusted in one direction, which is convenient for positioning and debugging.

智慧型(機器人專用)
Intelligent(for robots)



NLM-10
*NLM卧式款

NLMS-10
*NLMS立式款

產品規格 PRODUCT SPECIFICATIONS

型號 Model	重量 Weight (g)	進氣口 Air Inlet(mm)	氣體消耗量每回 Air wastage cycle /cm2	使用氣壓 Operation pressure (kgf/cm2)	單價(元) Price (yuan)	適配刀頭 Suitable bladdes
NLM-10		6	116	4-5		F3,FD3,F3S,F3CT,F3CTL,F3LS,F3LA,F3AML,F3AMR
NLM-20	809	8	230	5-6		F5,FD5,F5S,F5CT,F5LS,FD2504,F2504,F2504S,F5LW,F5LWR,F5LA,F5LB,F5LC,F5LD,FD5LT,F5AML,F5AMR,F5LWD,F5CTL,F5CTLG
NLM-30		8	584	5-6		F9P,F9PB,F9PC,F9AMR,F9AML,F9ATG,F9LTC,F9LTD,FD9P,F9PS,F9CT,F9CTL,F9LW,F9LWR
NLMS-10		6	116	4-5		F3,FD3,F3S,F3CT,F3CTL,F3LS,F3LA,F3AML,F3AMR
NLMS-20		8	230	5-6		F5,FD5,F5S,F5CT,F5LS,FD2504,F2504,F2504S,F5LW,F5LWR,F5LA,F5LB,F5LC,F5LD,FD5LT,F5AML,F5AMR,F5LWD,F5CTL,F5CTLG
NLMS-30		8	584	5-6		F9P,F9PB,F9PC,F9AMR,F9AML,F9ATG,F9LTC,F9LTD,FD9P,F9PS,F9CT,F9CTL,F9LW,F9LWR

安裝寸法 DIMENSION OF INSTALLATION

NLM-10

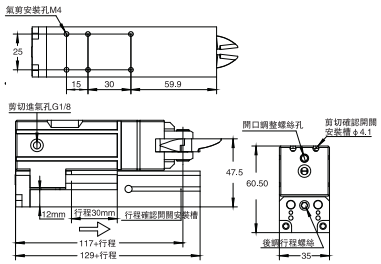

NLMS-10

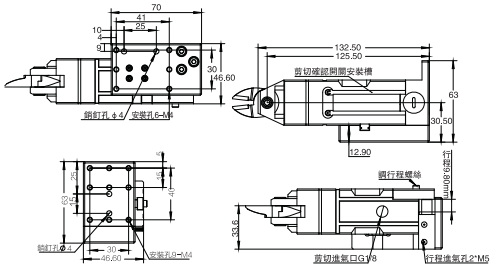

NLM-20

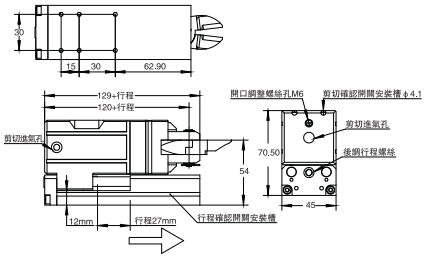

NLMS-20

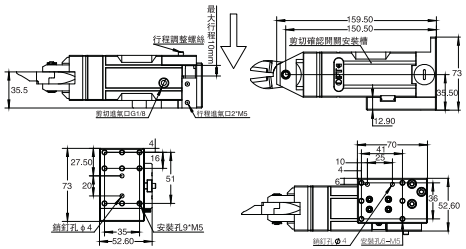

NLM-30

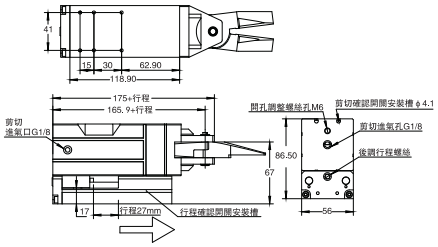

NLMS-30

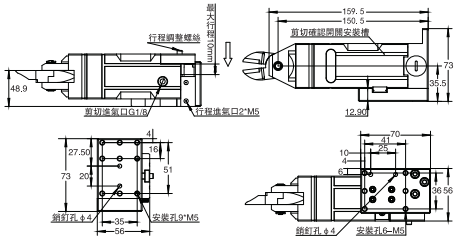

產品概述 PRODUCT OVERVIEW

NF系列(本體) NF series (main body)

信號反饋設計，自動檢測水口剪切作業，杜絕漏剪失誤。
五面安裝孔位設計，安裝便捷。
可調整刀刃開度，便利剪切作業。

Signal feedback design, automatic detection of nozzle cutting operation, to prevent omissive cutting.
Five-sided mounting hole design, easy to install.
Adjustable blade opening angle for easy cutting.

智慧型(機器人專用)
Intelligent(for robots)

NF-210T
*T款無安裝板

◆開口調小 ◆開口正常 ◆開口調大

刀頭可更換,剪切能力1.0-10.0mm

傳感裝置,智能檢測

五面安裝孔位設計

刀口調節螺絲

NF-220FT
*FT款帶法蘭安裝板

產品規格 PRODUCT SPECIFICATIONS

型號 Model	重量 Weight (g)	進氣口 Air Inlet(mm)	氣體消耗量每回 Air wastage cycle /cm2	使用氣壓 Operation pressure (kgf/cm2)	單價(元) Price (yuan)	適配刀頭 Suitable blades
NF-205T		6	45	4-5		F1,F1S
NF-205FT		6	45	4-5		F1,F1S
NF-210T		6	113	4-5		F3,FD3,F3S,F3CT,F3CTL,F3LS,F3LA,F3AML,F3AMR
NF-210FT		6	113	4-5		F3,FD3,F3S,F3CT,F3CTL,F3LS,F3LA,F3AML,F3AMR
NF-220T	371	6	230	5-6		F5,FD5,F5S,F5CT,F5LS,FD2504,F2504,F2504S,F5LW,F5LWR,F5LA,F5LB,F5LC,F5LD,FD5LT,F5AML,F5AMR,F5LWD,F5CTL,F5CTLG
NF-220FT	371	6	230	5-6		F5,FD5,F5S,F5CT,F5LS,FD2504,F2504,F2504S,F5LW,F5LWR,F5LA,F5LB,F5LC,F5LD,FD5LT,F5AML,F5AMR,F5LWD,F5CTL,F5CTLG
NF-230T		6	584	5-6		F9P,F9PB,F9PC,F9AMR,F9AML,F9ATG,F9LTC,F9LTD,FD9P,F9PS,F9CT,F9CTL,F9LW,F9LWR
NF-230FT		6	584	5-6		F9P,F9PB,F9PC,F9AMR,F9AML,F9ATG,F9LTC,F9LTD,FD9P,F9PS,F9CT,F9CTL,F9LW,F9LWR

安裝寸法 DIMENSION OF INSTALLATION

拉 NF-205T

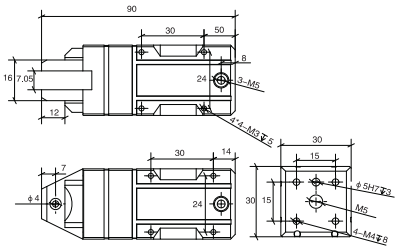

推 NF-205FT

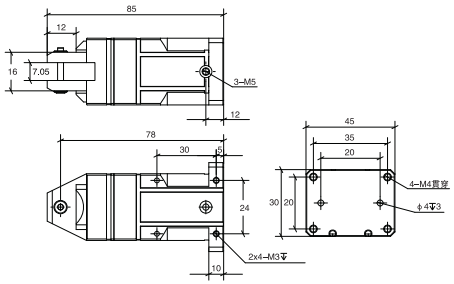

拉 NF-210T

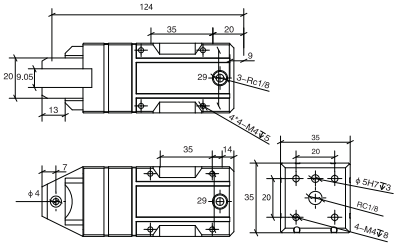

推 NF-210FT

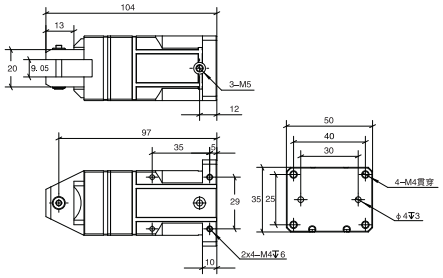

安裝寸法 DIMENSION OF INSTALLATION

拉 NF-220T

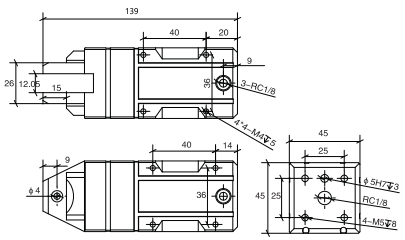

推 NF-220FT

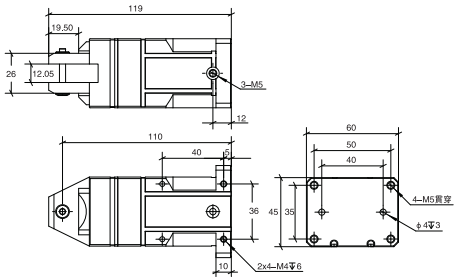

拉 NF-230T

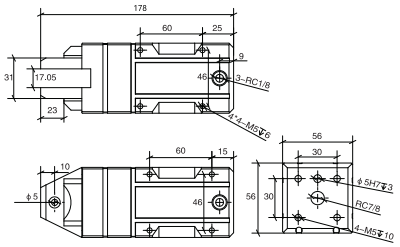

推 NF-230FT

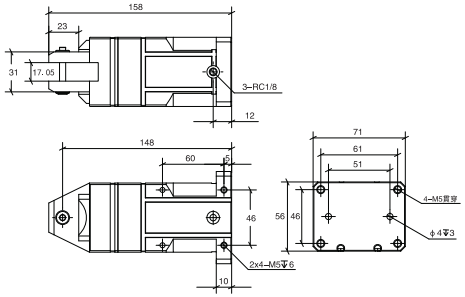

產品概述 PRODUCT OVERVIEW

SG系列(本體) SG series (main body)

信號反饋設計，自動檢測水口剪切作業，杜絕漏剪失誤
圓形缸體設計，調整角度方便，重量更輕便。

Signal feedback design, automatic detection of nozzle cutting operation,to prevent omissive cutting.
Round cylinder design, easy to adjust angle and have lighter weight.

智慧型(機器人專用)
Intelligent(for robots)

產品規格 PRODUCT SPECIFICATIONS

型號 Model	重量 Weight (g)	進氣口 Air Inlet(mm)	氣體消耗量每回 Air wastage cycle /cm2	使用氣壓 Operation pressure (kgf/cm2)	單價(元) Price (yuan)	適配刀頭 Suitable blades
SG-10DA		6	116	4-5		F3,FD3,F3S,F3CT,F3CTL,F3LS,F3LA,F3AML,F3AMR
SG-20DA		8	230	5-6		F5,FD5,F5S,F5CT,F5LS,FD2504,F2504,F2504S,F5LW,F5LWR,F5LA,F5LB,F5LC,F5LD,FD5LT,F5AML,F5AMR,F5LWD,F5CTL,F5CTLG
SG-30DA		8	584	5-6		F9P,F9PB,F9PC,F9AMR,F9AML,F9ATG,F9LTC,F9LTD,FD9P,F9PS,F9CT,F9CTL,F9LW,F9LWR

安裝寸法 DIMENSION OF INSTALLATION

SG-10DA

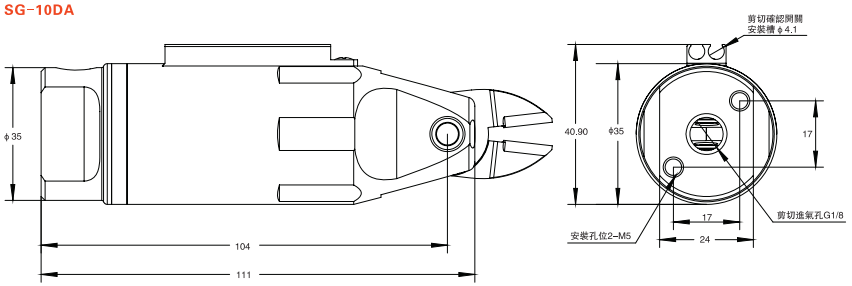

SG-20DA

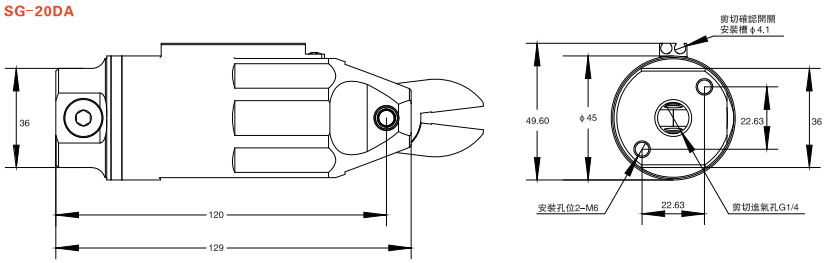

SG-30DA

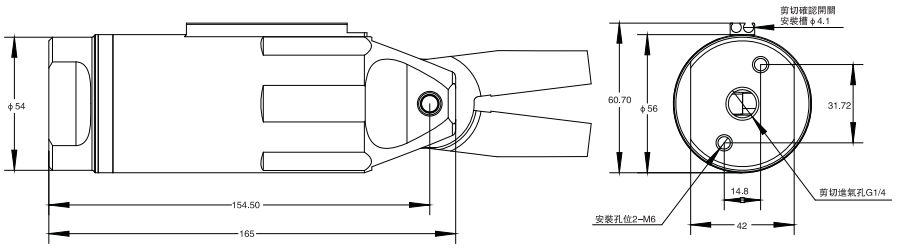

可選刀頭 ADAPTATION OF BLADE

塑膠水口圓頭平嘴鉗
Straight blade

5系列

塑膠
Plastic

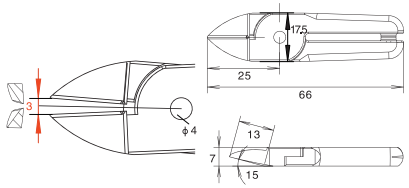

◆ 切斷能力（ϕmm）
Cutting off effect

◆ 開口最大可達3mm
Opening cen be reached 3mm

型號 Model	(軟質/Soft) PP,PE,PS,PVC,ABS,PMMA,ASTFT聚氨酯等	(硬質/Hard) PPS,PA,PBT,LCT,POM,PC添加玻璃纖維樹脂等	適用本體 This only suit	單價(元) This only suit
F1	2.6mm	2.0mm	NF-205DT/FT	

請勿剪切帶有金屬的物品
Please don't cut materials with metal

※ 塑膠專用剪刀
For cutting plastic only

塑膠水口圓頭平嘴鉗
Straight blade

5系列

塑膠
Plastic

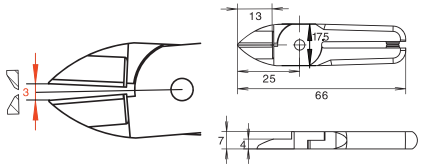

◆ 切斷能力（ϕmm）
Cutting off effect

◆ 開口最大可達3mm
Opening cen be reached 3mm

型號 Model	(軟質/Soft) PP,PE,PS,PVC,ABS,PMMA,ASTFT聚氨酯等	(硬質/Hard) PPS,PA,PBT,LCT,POM,PC添加玻璃纖維樹脂等	適用本體 This only suit	單價(元) This only suit
F1S	2.6mm	2.0mm	NF-205DT/FT	

請勿剪切帶有金屬的物品
Please don't cut materials with metal

※ 塑膠專用剪刀
For cutting plastic only

塑膠水口圓頭斜嘴鉗
Bevel blade

10系列

塑膠
Plastic

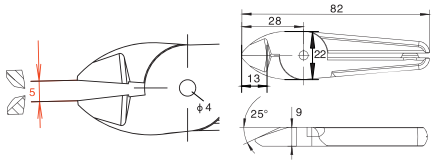

◆ 切斷能力（ϕmm）
Cutting off effect

◆ 開口最大可達5mm
Opening cen be reached 5mm

型號 Model	(軟質/Soft) PP,PE,PS,PVC,ABS,PMMA,ASTFT聚氨酯等	(硬質/Hard) PPS,PA,PBT,LCT,POM,PC添加玻璃纖維樹脂等	適用本體 This only suit	單價(元) This only suit
F3	4.0mm	2.6mm	NF-210DT/FT/SG-10DA NLM/NLMS-10	

請勿剪切帶有金屬的物品
Please don't cut materials with metal

※ 塑膠專用剪刀
For cutting plastic only

可選刀頭 ADAPTATION OF BLADE

塑膠水口圓頭斜嘴鉗
Bevel blade

10系列

塑膠
Plastic

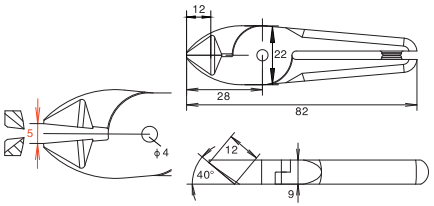

◆ 切斷能力（ϕmm）
Cutting off effect

◆ 開口最大可達5mm
Opening cen be reached 5mm

型號 Model	(軟質/Soft) PP,PE,PS,PVC,ABS,PMMA,ASTFT聚氨酯等	(硬質/Hard) PPS,PA,PBT,LCT,POM,PC添加玻璃纖維樹脂等	適用本體 This only suit	單價(元) This only suit
FD3	4.0mm	2.6mm	NF-210DT/FT/SG-10DA NLM-10/NLMS-10	

請勿剪切帶有金屬的物品
Please don't cut materials with metal

※ 塑膠專用剪刀
For cutting plastic only

塑膠水口圓頭平嘴鉗
Straight blade

10系列

塑膠
Plastic



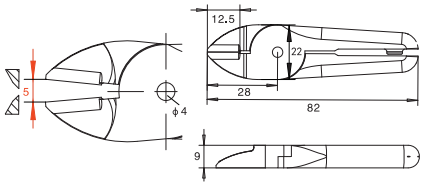

◆ 切斷能力（ϕmm）
Cutting off effect

◆ 開口最大可達5mm
Opening cen be reached 5mm

型號 Model	(軟質/Soft) PP,PE,PS,PVC,ABS,PMMA,ASTFT聚氨酯等	(硬質/Hard) PPS,PA,PBT,LCT,POM,PC添加玻璃纖維樹脂等	適用本體 This only suit	單價(元) This only suit
F3S	4.0mm	2.6mm	NF-210DT/FT/SG-10DA NLM/NLMS-10	

請勿剪切帶有金屬的物品
Please don't cut materials with metal

※ 塑膠專用剪刀
For cutting plastic only

塑膠水口頂切平嘴鉗
Nipping blade

10系列

塑膠
Plastic

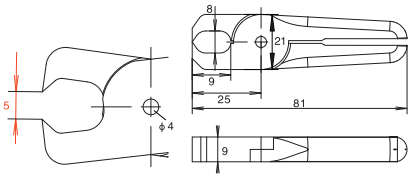

◆ 切斷能力（ϕmm）
Cutting off effect

◆ 開口最大可達5mm
Opening cen be reached 5mm

型號 Model	(軟質/Soft) PP,PE,PS,PVC,ABS,PMMA,ASTFT聚氨酯等	(硬質/Hard) PPS,PA,PBT,LCT,POM,PC添加玻璃纖維樹脂等	適用本體 This only suit	單價(元) This only suit
F3CT	4.0mm	2.6mm	NF-210DT/FT/SG-10DA NLM/NLMS-10	

請勿剪切帶有金屬的物品
Please don't cut materials with metal

※ 塑膠專用剪刀
For cutting plastic only

可選刀頭 ADAPTATION OF BLADE

塑膠水口頂切平嘴鉗（加長）
Nipping blade(long)

10系列

塑膠
Plastic

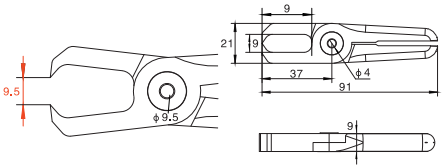

◆ 切斷能力（ϕmm）
Cutting off effect

◆ 開口最大可達9.5mm
Opening cen be reached 9.5mm

型號 Model	(軟質/Soft) PP,PE,PS,PVC,ABS,PMMA,ASTFT聚氨酯等	(硬質/Hard) PPS,PA,PBT,LCT,POM,PC添加玻璃纖維樹脂等	適用本體 This only suit	單價(元) This only suit
F3CTL	4.0mm	2.6mm	NF-210DT/FT/SG-10DA NLM/NLMS-10	

請勿剪切帶有金屬的物品
Please don't cut materials with metal

※ 塑膠專用剪刀
For cutting plastic only

塑膠水口圓頭平嘴鉗（加長）
Straight blade（long）

10系列

塑膠
Plastic



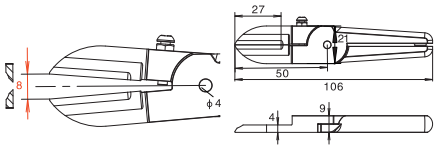

◆ 切斷能力（ϕmm）
Cutting off effect

◆ 開口最大可達8mm
Opening cen be reached 8mm

型號 Model	(軟質/Soft) PP,PE,PS,PVC,ABS,PMMA,ASTFT聚氨酯等	(硬質/Hard) PPS,PA,PBT,LCT,POM,PC添加玻璃纖維樹脂等	適用本體 This only suit	單價(元) This only suit
F3LS	4.0mm	2.6mm	NF-210DT/FT/SG-10DA NLM/NLMS-10	

請勿剪切帶有金屬的物品
Please don't cut materials with metal

※ 塑膠專用剪刀
For cutting plastic only

塑膠水口圓頭斜嘴鉗
Bevel blade

20系列

塑膠
Plastic

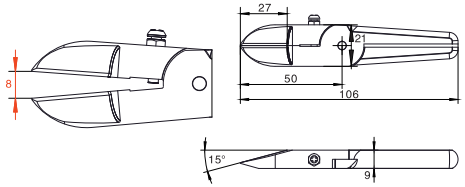

◆ 切斷能力（ϕmm）
Cutting off effect

◆ 開口最大可達8mm
Opening cen be reached 8mm

型號 Model	(軟質/Soft) PP,PE,PS,PVC,ABS,PMMA,ASTFT聚氨酯等	(硬質/Hard) PPS,PA,PBT,LCT,POM,PC添加玻璃纖維樹脂等	適用本體 This only suit	單價(元) This only suit
F3LA	4.0mm	2.6mm	NF-210DT/FT/SG-10DA NLM/NLMS-10	

請勿剪切帶有金屬的物品
Please don't cut materials with metal

※ 塑膠專用剪刀
For cutting plastic only

可選刀頭 ADAPTATION OF BLADE

塑膠水口平嘴鉗(左拐彎)
Laterally facing blade(left)

10系列

塑膠
Plastic

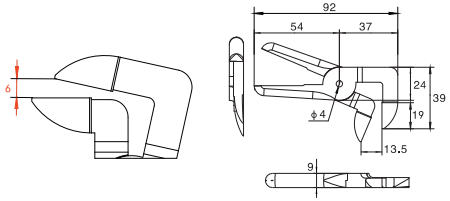

◆ 切斷能力（ϕmm）
Cutting off effect

◆ 開口最大可達6mm
Opening cen be reached 6mm

型號 Model	(軟質/Soft) PP,PE,PS,PVC,ABS,PMMA,ASTFT聚氨酯等	(硬質/Hard) PPS,PA,PBT,LCT,POM,PC添加玻璃纖維樹脂等	適用本體 This only suit	單價(元) This only suit
F3AML	4.0mm	2.6mm	NF-210DT/FT/SG-10DA NLM/NLMS-10	

請勿剪切帶有金屬的物品
Please don't cut materials with metal

※ 塑膠專用剪刀
For cutting plastic only

塑膠水口平嘴鉗(右拐彎)
Laterally facing blade(right)

10系列

塑膠
Plastic

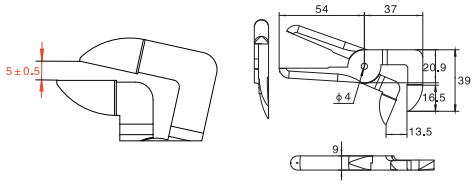

◆ 切斷能力（ϕmm）
Cutting off effect

◆ 開口最大可達5mm
Opening cen be reached 5mm

型號 Model	(軟質/Soft) PP,PE,PS,PVC,ABS,PMMA,ASTFT聚氨酯等	(硬質/Hard) PPS,PA,PBT,LCT,POM,PC添加玻璃纖維樹脂等	適用本體 This only suit	單價(元) This only suit
F3AMR	4.0mm	2.6mm	NF-210DT/FT/SG-10DA NLM/NLMS-10	

請勿剪切帶有金屬的物品
Please don't cut materials with metal

※ 塑膠專用剪刀
For cutting plastic only

塑膠水口圓頭斜嘴鉗
Bevel blade

20系列

塑膠
Plastic



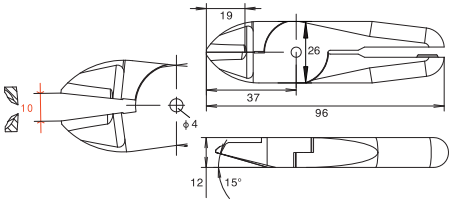

◆ 切斷能力（ϕmm）
Cutting off effect

◆ 開口最大可達10mm
Opening cen be reached 10mm

型號 Model	(軟質/Soft) PP,PE,PS,PVC,ABS,PMMA,ASTFT聚氨酯等	(硬質/Hard) PPS,PA,PBT,LCT,POM,PC添加玻璃纖維樹脂等	適用本體 This only suit	單價(元) This only suit
F5	7.0mm	5.0mm	NF-220DT/FT/SG-20DA NLM/NLMS-20	

請勿剪切帶有金屬的物品
Please don't cut materials with metal

※ 塑膠專用剪刀
For cutting plastic only

可選刀頭 ADAPTATION OF BLADE

塑膠水口圓頭斜嘴鉗
Bevel blade

20系列

塑膠
Plastic

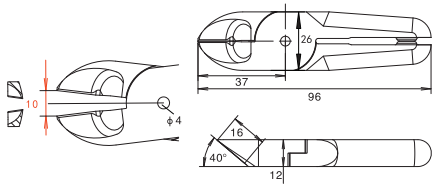

◆ 切斷能力（ϕmm）
Cutting off effect

◆ 開口最大可達10mm
Opening cen be reached 10mm

型號 Model	(軟質/Soft) PP,PE,PS,PVC,ABS,PMMA,ASTFT聚氨酯等	(硬質/Hard) PPS,PA,PBT,LCT,POM,PC添加玻璃纖維樹脂等	適用本體 This only suit	單價(元) This only suit
FD5	7.0mm	5.0mm	NF-220DT/FT/SG-20DA NLM/NLMS-20	

請勿剪切帶有金屬的物品
Please don't cut materials with metal

※ 塑膠專用剪刀
For cutting plastic only

塑膠水口圓頭平嘴鉗
Straight blade

20系列

塑膠
Plastic

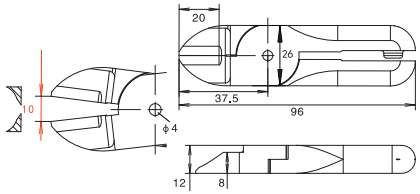

◆ 切斷能力（ϕmm）
Cutting off effect

◆ 開口最大可達10mm
Opening cen be reached 10mm

型號 Model	(軟質/Soft) PP,PE,PS,PVC,ABS,PMMA,ASTFT聚氨酯等	(硬質/Hard) PPS,PA,PBT,LCT,POM,PC添加玻璃纖維樹脂等	適用本體 This only suit	單價(元) This only suit
F5S	7.0mm	5.0mm	NF-220DT/FT/SG-20DA NLM/NLMS-20	

請勿剪切帶有金屬的物品
Please don't cut materials with metal

※ 塑膠專用剪刀
For cutting plastic only

塑膠水口頂切平嘴鉗
Nipping blade

20系列

塑膠
Plastic

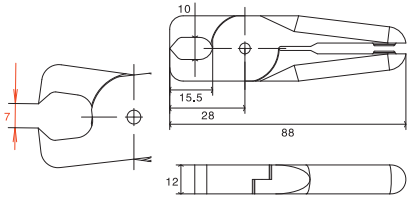

◆ 切斷能力（ϕmm）
Cutting off effect

◆ 開口最大可達7mm
Opening cen be reached 7mm

型號 Model	(軟質/Soft) PP,PE,PS,PVC,ABS,PMMA,ASTFT聚氨酯等	(硬質/Hard) PPS,PA,PBT,LCT,POM,PC添加玻璃纖維樹脂等	適用本體 This only suit	單價(元) This only suit
F5CT	7.0mm	5.0mm	NF-220DT/FT/SG-20DA NLM/NLMS-20	

請勿剪切帶有金屬的物品
Please don't cut materials with metal

※ 塑膠專用剪刀
For cutting plastic only

可選刀頭 ADAPTATION OF BLADE

塑膠水口加長平嘴鉗
Straight long blade

20系列

塑膠
Plastic

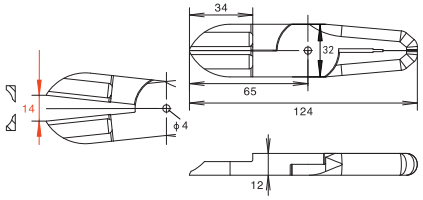

◆ 切斷能力（ϕmm）
Cutting off effect

◆ 開口最大可達14mm
Opening cen be reached 14mm

型號 Model	(軟質/Soft) PP,PE,PS,PVC,ABS,PMMA,ASTFT聚氨酯等	(硬質/Hard) PPS,PA,PBT,LCT,POM,PC添加玻璃纖維樹脂等	適用本體 This only suit	單價(元) This only suit
F5LS	7.0mm	5.0mm	NF-220DT/FT/SG-20DA NLM/NLMS-20	

請勿剪切帶有金屬的物品
Please don't cut materials with metal

※ 塑膠專用剪刀
For cutting plastic only

塑膠水口圓頭斜嘴鉗
Bevel blade

20系列

塑膠
Plastic



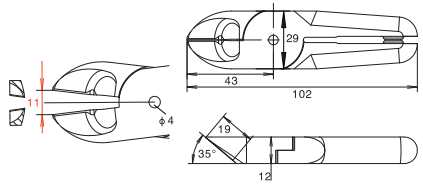

◆ 切斷能力（ϕmm）
Cutting off effect

◆ 開口最大可達11mm
Opening cen be reached 11mm

型號 Model	(軟質/Soft) PP,PE,PS,PVC,ABS,PMMA,ASTFT聚氨酯等	(硬質/Hard) PPS,PA,PBT,LCT,POM,PC添加玻璃纖維樹脂等	適用本體 This only suit	單價(元) This only suit
FD2504	7.0mm	5.0mm	NF-220DT/FT/SG-20DA NLM/NLMS-20	

請勿剪切帶有金屬的物品
Please don't cut materials with metal

※ 塑膠專用剪刀
For cutting plastic only

塑膠水口圓頭斜嘴鉗
Bevel blade

20系列

塑膠
Plastic

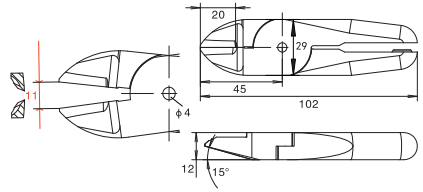

◆ 切斷能力（ϕmm）
Cutting off effect

◆ 開口最大可達11mm
Opening cen be reached 11mm

型號 Model	(軟質/Soft) PP,PE,PS,PVC,ABS,PMMA,ASTFT聚氨酯等	(硬質/Hard) PPS,PA,PBT,LCT,POM,PC添加玻璃纖維樹脂等	適用本體 This only suit	單價(元) This only suit
F2504	7.0mm	5.0mm	NF-220DT/FT/SG-20DA NLM/NLMS-20	

請勿剪切帶有金屬的物品
Please don't cut materials with metal

※ 塑膠專用剪刀
For cutting plastic only

可選刀頭 ADAPTATION OF BLADE

塑膠水口圓頭平嘴鉗
Straight blade

20系列

塑膠
Plastic

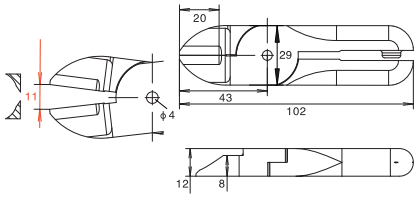

◆ 切斷能力（ϕmm）
Cutting off effect

◆ 開口最大可達11mm
Opening cen be reached 11mm

型號 Model	(軟質/Soft) PP,PE,PS,PVC,ABS,PMMA,ASTFT聚氨酯等	(硬質/Hard) PPS,PA,PBT,LCT,POM,PC添加玻璃纖維樹脂等	適用本體 This only suit	單價(元) This only suit
F2504S	7.0mm	5.0mm	NF-220DT/FT/SG-20DA NLM/NLMS-20	

請勿剪切帶有金屬的物品
Please don't cut materials with metal

※ 塑膠專用剪刀
For cutting plastic only

塑膠水口L形直角鉗
L blade

20系列

塑膠
Plastic



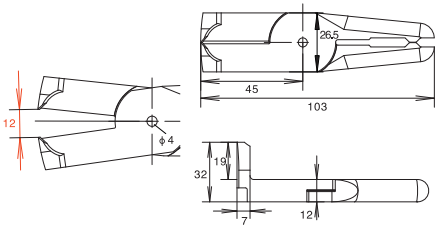

◆ 切斷能力（ϕmm）
Cutting off effect

◆ 開口最大可達12mm
Opening cen be reached 12mm

型號 Model	(軟質/Soft) PP,PE,PS,PVC,ABS,PMMA,ASTFT聚氨酯等	(硬質/Hard) PPS,PA,PBT,LCT,POM,PC添加玻璃纖維樹脂等	適用本體 This only suit	單價(元) This only suit
F5LW	7.0mm	5.0mm	NF-220DT/FT/SG-20DA NLM/NLMS-20	

請勿剪切帶有金屬的物品
Please don't cut materials with metal

※ 塑膠專用剪刀
For cutting plastic only

塑膠水口L形直角鉗
L blade

20系列

塑膠
Plastic

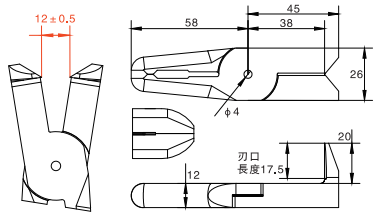

◆ 切斷能力（ϕmm）
Cutting off effect

◆ 開口最大可達12.5mm
Opening cen be reached 12.5mm

型號 Model	(軟質/Soft) PP,PE,PS,PVC,ABS,PMMA,ASTFT聚氨酯等	(硬質/Hard) PPS,PA,PBT,LCT,POM,PC添加玻璃纖維樹脂等	適用本體 This only suit	單價(元) This only suit
F5LWR	7.0mm	5.0mm	NF-220DT/FT/SG-20DA NLM/NLMS-20	

請勿剪切帶有金屬的物品
Please don't cut materials with metal

※ 塑膠專用剪刀
For cutting plastic only

可選刀頭 ADAPTATION OF BLADE

塑膠水口圓頭斜嘴鉗
Bevel blade

20系列

塑膠
Plastic

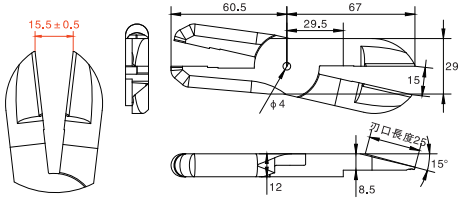

◆ 切斷能力（φmm）
Cutting off effect

◆ 開口最大可達16mm
Opening cen be reached 16mm

型號 Model	(軟質/Soft) PP,PE,PS,PVC,ABS,PMMA,ASTFT聚氨酯等	(硬質/Hard) PPS,PA,PBT,LCT,POM,PC添加玻璃纖維樹脂等	適用本體 This only suit	單價(元) This only suit
F5LA	7.0mm	5.0mm	NF-220DT/FT/SG-20DA NLM/NLMS-20	

請勿剪切帶有金屬的物品
Please don't cut materials with metal

※ 塑膠專用剪刀
For cutting plastic only

塑膠水口圓頭斜嘴鉗
Bevel blade

20系列

塑膠
Plastic

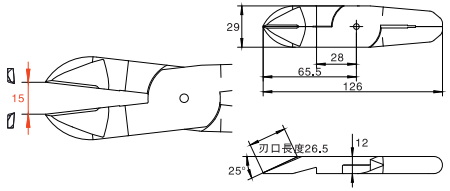

◆ 切斷能力（φmm）
Cutting off effect

◆ 開口最大可達15mm
Opening cen be reached 15mm

型號 Model	(軟質/Soft) PP,PE,PS,PVC,ABS,PMMA,ASTFT聚氨酯等	(硬質/Hard) PPS,PA,PBT,LCT,POM,PC添加玻璃纖維樹脂等	適用本體 This only suit	單價(元) This only suit
F5LB	7.0mm	5.0mm	NF-220DT/FT/SG-20DA NLM/NLMS-20	

請勿剪切帶有金屬的物品
Please don't cut materials with metal

※ 塑膠專用剪刀
For cutting plastic only

塑膠水口圓頭斜嘴鉗
Bevel blade

20系列

塑膠
Plastic

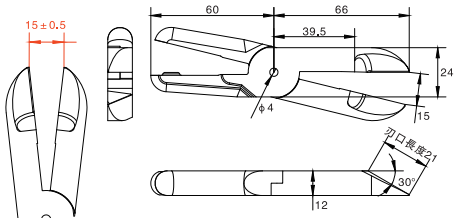

◆ 切斷能力（φmm）
Cutting off effect

◆ 開口最大可達15.5mm
Opening cen be reached 15.5mm

型號 Model	(軟質/Soft) PP,PE,PS,PVC,ABS,PMMA,ASTFT聚氨酯等	(硬質/Hard) PPS,PA,PBT,LCT,POM,PC添加玻璃纖維樹脂等	適用本體 This only suit	單價(元) This only suit
F5LC	7.0mm	5.0mm	NF-220DT/FT/SG-20DA NLM/NLMS-20	

請勿剪切帶有金屬的物品
Please don't cut materials with metal

※ 塑膠專用剪刀
For cutting plastic only

可選刀頭 ADAPTATION OF BLADE

塑膠水口加長平嘴鉗
Straight long blade

20系列

塑膠
Plastic

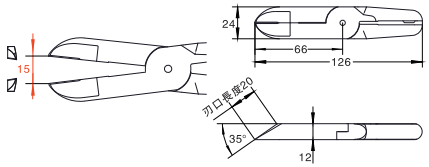

◆ 切斷能力（φmm）
Cutting off effect

◆ 開口最大可達15mm
Opening cen be reached 15mm

型號 Model	(軟質/Soft) PP,PE,PS,PVC,ABS,PMMA,ASTFT聚氨酯等	(硬質/Hard) PPS,PA,PBT,LCT,POM,PC添加玻璃纖維樹脂等	適用本體 This only suit	單價(元) This only suit
F5LD	7.0mm	5.0mm	NF-220DT/FT/SG-20DA NLM/NLMS-20	

請勿剪切帶有金屬的物品
Please don't cut materials with metal

※ 塑膠專用剪刀
For cutting plastic only

塑膠水口圓頭斜嘴鉗
Bevel blade

20系列

塑膠
Plastic



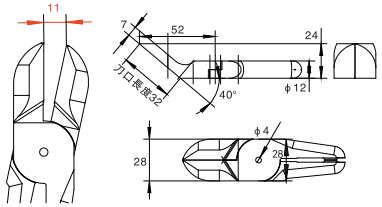

◆ 切斷能力（φmm）
Cutting off effect

◆ 開口最大可達11mm
Opening cen be reached 11mm

型號 Model	(軟質/Soft) PP,PE,PS,PVC,ABS,PMMA,ASTFT聚氨酯等	(硬質/Hard) PPS,PA,PBT,LCT,POM,PC添加玻璃纖維樹脂等	適用本體 This only suit	單價(元) This only suit
FD5LT	7.0mm	5.0mm	MS/MP/NS/NP TS-20	

請勿剪切帶有金屬的物品
Please don't cut materials with metal

※ 塑膠專用剪刀
For cutting plastic only

塑膠水口平嘴鉗(左拐彎)
Laterally facing blade(left)

20系列

塑膠
Plastic

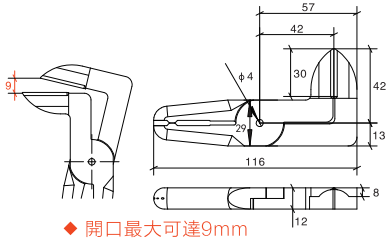

◆ 切斷能力（φmm）
Cutting off effect

◆ 開口最大可達9mm
Opening cen be reached 9mm

型號 Model	(軟質/Soft) PP,PE,PS,PVC,ABS,PMMA,ASTFT聚氨酯等	(硬質/Hard) PPS,PA,PBT,LCT,POM,PC添加玻璃纖維樹脂等	適用本體 This only suit	單價(元) This only suit
F5AML	7.0mm	5.0mm	NF-220DT/FT/SG-20DA NLM/NLMS-20	

請勿剪切帶有金屬的物品
Please don't cut materials with metal

※ 塑膠專用剪刀
For cutting plastic only

可選刀頭 ADAPTATION OF BLADE

塑膠水口平嘴鉗(右拐彎)
Laterally facing blade(right)

20系列

塑膠
Plastic



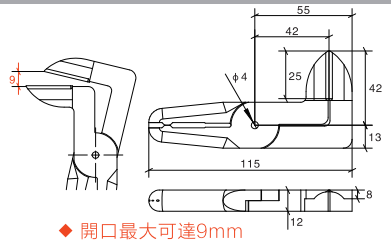

◆ 切斷能力（ϕmm）
Cutting off effect

◆ 開口最大可達9mm
Opening cen be reached 9mm

型號 Model	(軟質/Soft) PP,PE,PS,PVC,ABS,PMMA,ASTFT聚氨酯等	(硬質/Hard) PPS,PA,PBT,LCT,POM,PC添加玻璃纖維樹脂等	適用本體 This only suit	單價(元) This only suit
F5AMR	7.0mm	5.0mm	NF-220DT/FT/SG-20DA NLM/NLMS-20	

請勿剪切帶有金屬的物品
Please don't cut materials with metal

※ 塑膠專用剪刀
For cutting plastic only

塑膠水口L行直角鉗(加熱)
L blade(with heating function)

20系列

塑膠
Plastic



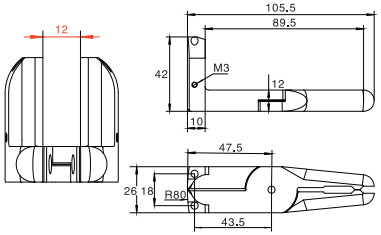

◆ 切斷能力（ϕmm）
Cutting off effect

◆ 開口最大可達12mm
Opening cen be reached 12mm

型號 Model	(軟質/Soft) PP,PE,PS,PVC,ABS,PMMA,ASTFT聚氨酯等	(硬質/Hard) PPS,PA,PBT,LCT,POM,PC添加玻璃纖維樹脂等	適用本體 This only suit	單價(元) This only suit
F5LWD	7.0mm	5.0mm	NF-220DT/FT/SG-20DA NLM/NLMS-20	

請勿剪切帶有金屬的物品
Please don't cut materials with metal

※ 塑膠專用剪刀
For cutting plastic only

塑膠水口頂切平嘴鉗
Nipping blade

20系列

塑膠
Plastic



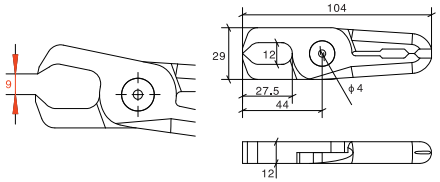

◆ 切斷能力（ϕmm）
Cutting off effect

◆ 開口最大可達9mm
Opening cen be reached 9mm

型號 Model	(軟質/Soft) PP,PE,PS,PVC,ABS,PMMA,ASTFT聚氨酯等	(硬質/Hard) PPS,PA,PBT,LCT,POM,PC添加玻璃纖維樹脂等	適用本體 This only suit	單價(元) This only suit
F5CTL	7.0mm	5.0mm	NF-220DT/FT/SG-20DA NLM/NLMS-20	

請勿剪切帶有金屬的物品
Please don't cut materials with metal

※ 塑膠專用剪刀
For cutting plastic only

可選刀頭 ADAPTATION OF BLADE

塑膠水口頂切平嘴鉗(加厚)
Nipping blade(thicker)

20系列

塑膠
Plastic

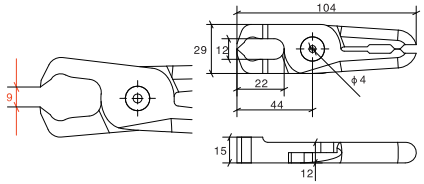

◆ 切斷能力（ϕmm）
Cutting off effect

◆ 開口最大可達9mm
Opening cen be reached 9mm

型號 Model	(軟質/Soft) PP,PE,PS,PVC,ABS,PMMA,ASTFT聚氨酯等	(硬質/Hard) PPS,PA,PBT,LCT,POM,PC添加玻璃纖維樹脂等	適用本體 This only suit	單價(元) This only suit
F5CTLG	7.0mm	5.0mm	NF-220DT/FT/SG-20DA NLM/NLMS-20	

請勿剪切帶有金屬的物品
Please don't cut materials with metal

※ 塑膠專用剪刀
For cutting plastic only

塑膠水口斜嘴鉗
Bevel blade

30系列

塑膠
Plastic

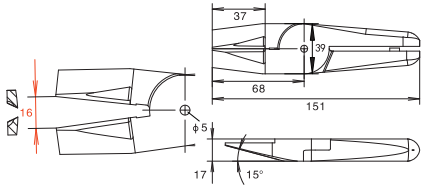

◆ 切斷能力（ϕmm）
Cutting off effect

◆ 開口最大可達16mm
Opening cen be reached 16mm

型號 Model	(軟質/Soft) PP,PE,PS,PVC,ABS,PMMA,ASTFT聚氨酯等	(硬質/Hard) PPS,PA,PBT,LCT,POM,PC添加玻璃纖維樹脂等	適用本體 This only suit	單價(元) This only suit
F9P	10.0mm	6.5mm	NF-230DT/FT/SG-30DA NLM/NLMS-30	

請勿剪切帶有金屬的物品
Please don't cut materials with metal

※ 塑膠專用剪刀
For cutting plastic only

塑膠水口斜嘴鉗
Bevel blade

30系列

塑膠
Plastic



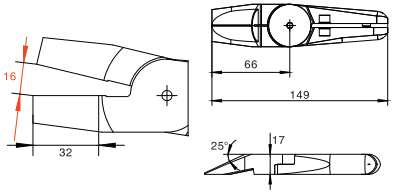

◆ 切斷能力（ϕmm）
Cutting off effect

◆ 開口最大可達16mm
Opening cen be reached 16mm

型號 Model	(軟質/Soft) PP,PE,PS,PVC,ABS,PMMA,ASTFT聚氨酯等	(硬質/Hard) PPS,PA,PBT,LCT,POM,PC添加玻璃纖維樹脂等	適用本體 This only suit	單價(元) This only suit
F9PB	10.0mm	6.5mm	NF-230DT/FT/SG-30DA NLM/NLMS-30	

請勿剪切帶有金屬的物品
Please don't cut materials with metal

※ 塑膠專用剪刀
For cutting plastic only

可選刀頭 ADAPTATION OF BLADE

塑膠水口斜嘴鉗
Bevel blade

30系列

塑膠
Plastic

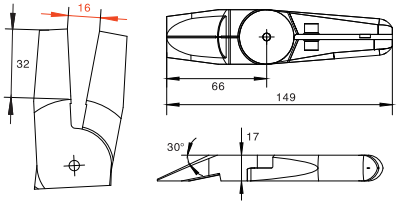

◆ 切斷能力（ϕmm）
Cutting off effect

◆ 開口最大可達32mm
Opening cen be reached 32mm

型號 Model	(軟質/Soft) PP,PE,PS,PVC,ABS,PMMA,ASTFT聚氨酯等	(硬質/Hard) PPS,PA,PBT,LCT,POM,PC添加玻璃纖維樹脂等	適用本體 This only suit	單價(元) This only suit
F9PC	10.0mm	6.5mm	NF-230DT/FT/SG-30DA NLM/NLMS-30	

請勿剪切帶有金屬的物品
Please don't cut materials with metal

※ 塑膠專用剪刀
For cutting plastic only

塑膠水口平嘴鉗(右拐彎)
Laterally facing blade(right)

30系列

塑膠
Plastic

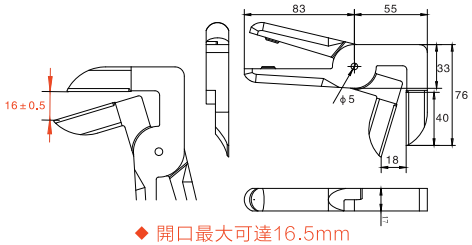

◆ 切斷能力（ϕmm）
Cutting off effect

◆ 開口最大可達16.5mm
Opening cen be reached 16.5mm

型號 Model	(軟質/Soft) PP,PE,PS,PVC,ABS,PMMA,ASTFT聚氨酯等	(硬質/Hard) PPS,PA,PBT,LCT,POM,PC添加玻璃纖維樹脂等	適用本體 This only suit	單價(元) This only suit
F9AMR	10.0mm	6.5mm	MS/MP/NS/NP TS-30	

請勿剪切帶有金屬的物品
Please don't cut materials with metal

※ 塑膠專用剪刀
For cutting plastic only

塑膠水口平嘴鉗(左拐彎)
Laterally facing blade(left)

30系列

塑膠
Plastic

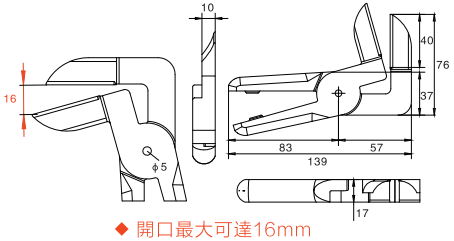

◆ 切斷能力（ϕmm）
Cutting off effect

◆ 開口最大可達16mm
Opening cen be reached 16mm

型號 Model	(軟質/Soft) PP,PE,PS,PVC,ABS,PMMA,ASTFT聚氨酯等	(硬質/Hard) PPS,PA,PBT,LCT,POM,PC添加玻璃纖維樹脂等	適用本體 This only suit	單價(元) This only suit
F9AML	10.0mm	6.5mm	MS/MP/NS/NP TS-30	

請勿剪切帶有金屬的物品
Please don't cut materials with metal

※ 塑膠專用剪刀
For cutting plastic only

可選刀頭 ADAPTATION OF BLADE

塑膠水口頂切平嘴鉗
Nipping blade

30系列

塑膠
Plastic



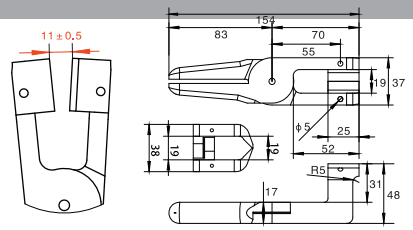

◆ 切斷能力（ϕmm）
Cutting off effect

◆ 開口最大可達11.5mm
Opening cen be reached 11.5mm

型號 Model	(軟質/Soft) PP,PE,PS,PVC,ABS,PMMA,ASTFT聚氨酯等	(硬質/Hard) PPS,PA,PBT,LCT,POM,PC添加玻璃纖維樹脂等	適用本體 This only suit	單價(元) This only suit
F9ATG	10.0mm	6.5mm	NF-230DT/FT/SG-30DA NLM/NLMS-30	

請勿剪切帶有金屬的物品
Please don't cut materials with metal

※ 塑膠專用剪刀
For cutting plastic only

塑膠水口圓頭斜嘴鉗
Bevel blade

30系列

塑膠
Plastic



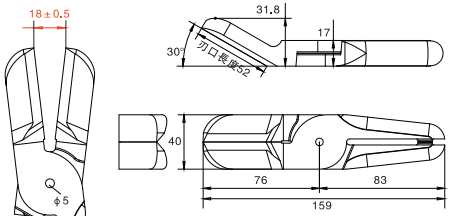

◆ 切斷能力（ϕmm）
Cutting off effect

◆ 開口最大可達18.5mm
Opening cen be reached 18.5mm

型號 Model	(軟質/Soft) PP,PE,PS,PVC,ABS,PMMA,ASTFT聚氨酯等	(硬質/Hard) PPS,PA,PBT,LCT,POM,PC添加玻璃纖維樹脂等	適用本體 This only suit	單價(元) This only suit
F9LTC	10.0mm	6.5mm	NF-230DT/FT/SG-30DA NLM/NLMS-30	

請勿剪切帶有金屬的物品
Please don't cut materials with metal

※ 塑膠專用剪刀
For cutting plastic only

塑膠水口圓頭斜嘴鉗
Bevel blade

30系列

塑膠
Plastic

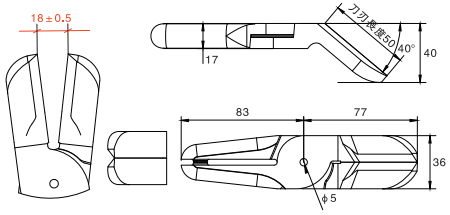

◆ 切斷能力（ϕmm）
Cutting off effect

◆ 開口最大可達18.5mm
Opening cen be reached 18.5mm

型號 Model	(軟質/Soft) PP,PE,PS,PVC,ABS,PMMA,ASTFT聚氨酯等	(硬質/Hard) PPS,PA,PBT,LCT,POM,PC添加玻璃纖維樹脂等	適用本體 This only suit	單價(元) This only suit
F9LTD	10.0mm	6.5mm	NF-230DT/FT/SG-30DA NLM/NLMS-30	

請勿剪切帶有金屬的物品
Please don't cut materials with metal

※ 塑膠專用剪刀
For cutting plastic only

可選刀頭 ADAPTATION OF BLADE

塑膠水口平嘴鉗
Straight blade

30系列

塑膠
Plastic



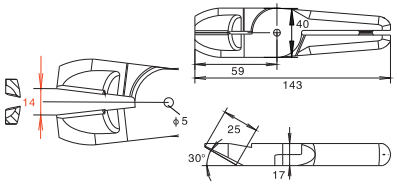

◆ 切斷能力（ϕmm）
Cutting off effect

◆ 開口最大可達14mm
Opening cen be reached 14mm

型號 Model	(軟質/Soft) PP,PE,PS,PVC,ABS,PMMA,ASTFT聚氨酯等	(硬質/Hard) PPS,PA,PBT,LCT,POM,PC添加玻璃纖維樹脂等	適用本體 This only suit	單價(元) This only suit
FD9P	10.0mm	6.5mm	NF-230DT/FT/SG-30DA NLM/NLMS-30	

請勿剪切帶有金屬的物品
Please don't cut materials with metal

※ 塑膠專用剪刀
For cutting plastic only

塑膠水口平嘴鉗
Straight blade

30系列

塑膠
Plastic

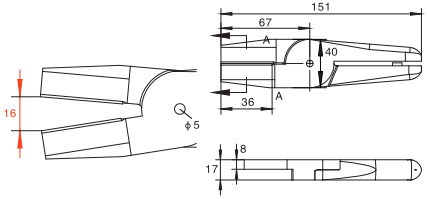

◆ 切斷能力（ϕmm）
Cutting off effect

◆ 開口最大可達16mm
Opening cen be reached 16mm

型號 Model	(軟質/Soft) PP,PE,PS,PVC,ABS,PMMA,ASTFT聚氨酯等	(硬質/Hard) PPS,PA,PBT,LCT,POM,PC添加玻璃纖維樹脂等	適用本體 This only suit	單價(元) This only suit
F9PS	10.0mm	6.5mm	NF-230DT/FT/SG-30DA NLM/NLMS-30	

請勿剪切帶有金屬的物品
Please don't cut materials with metal

※ 塑膠專用剪刀
For cutting plastic only

塑膠水口頂切平嘴鉗
Nipping blade

30系列

塑膠
Plastic

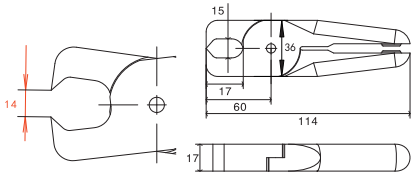

◆ 切斷能力（ϕmm）
Cutting off effect

◆ 開口最大可達14mm
Opening cen be reached 14mm

型號 Model	(軟質/Soft) PP,PE,PS,PVC,ABS,PMMA,ASTFT聚氨酯等	(硬質/Hard) PPS,PA,PBT,LCT,POM,PC添加玻璃纖維樹脂等	適用本體 This only suit	單價(元) This only suit
F9CT	10.0mm	6.5mm	NF-230DT/FT/SG-30DA NLM/NLMS-30	

請勿剪切帶有金屬的物品
Please don't cut materials with metal

※ 塑膠專用剪刀
For cutting plastic only

產品概述 PRODUCT OVERVIEW

OP加熱剪系列（本體）OP Series(Main Body)

推入式加熱氣剪

適用於用於汽車燈具，PC塑料，透明材質澆口的剪切

Suitable for the cut of auto lamps and lanterns,PC plastics, transparent material gates.

加熱剪
Heating shear



OP-50AT

電源控制器
OPT-101A

產品規格 PRODUCT SPECIFICATIONS

型號 Model	介質 Medium	壓力範圍 Pressure range	溫度範圍 Temperature range	活塞孔 Piston bore	6Bar 壓力下的關閉力 Closeing force at 6 bar	循環空氣消耗量 Cycle air consumption	重量 Weight (g)	單價(元) Price (yuan)
OP-20AT	已過濾，潤滑/未潤滑型壓縮空氣 Filtered, lubricated/non lubricated compressed air	2÷6 bar	5℃÷60℃	32mm	48.3kgf	112m³	768g	
OP-30AT				30mm*2倍	82.6kgf	169m³	1210g	
OP-50AT				40mm*2倍	128kgf	305m³	2350g	

型號 Model		備用刀片 Spare blade	高溫絕緣 High temperature insulation	發熱元件尺寸 Heating element size	溫度範圍 Temperature range	功率 Power	電纜 Cable	加熱器控制箱 Heater control box	操作電壓 Operating voltage
	代碼 code	(LA) (LB)	(IN)					(TE)	
OP-20AT		20AT11 20AT21	20AT3R	8mm*35mm	60~260° C	80W-36VAC	1.2M	OP-5ATD	220VAC 50/60Hz
OP-30AT		30AT11 30AT21	30AT3R	8mm*35mm	60~260° C	80W-36VAC	1.2M	OP-5ATD	220VAC 50/60Hz
OP-50AT		50AT11 50AT21	50AT3R	8mm*60mm	60~260° C	80W-36VAC	1.2M	OP-5ATD	220VAC 50/60Hz

安裝寸法 DIMENSION OF INSTALLATION

OP-20AT

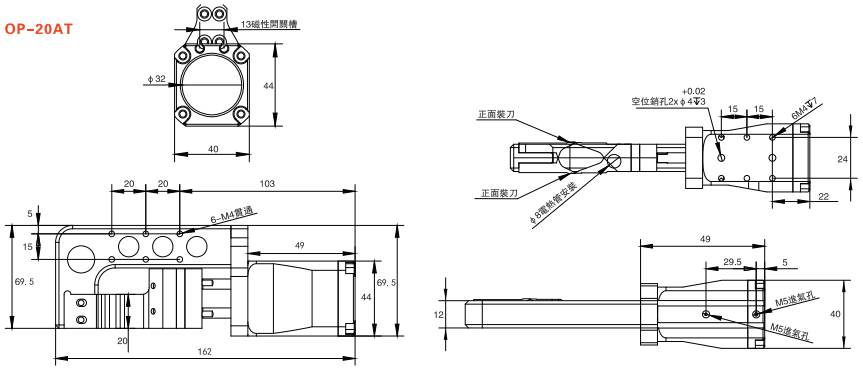

OP-30AT

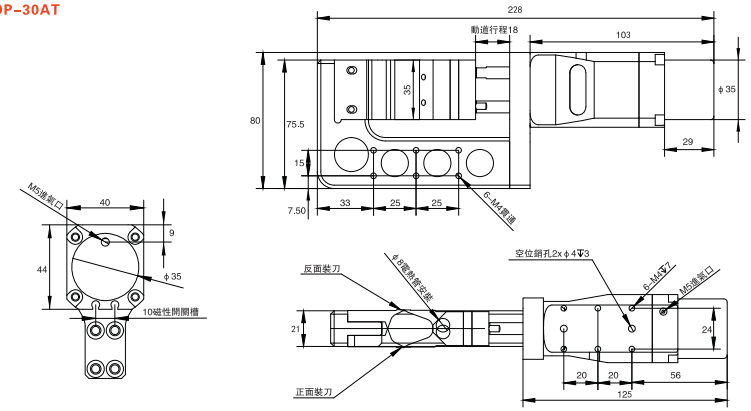

OP-50AT

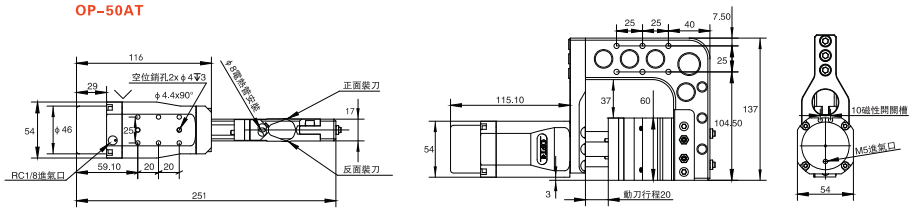

產品規格 PRODUCT SPECIFICATIONS

OFM

圓柱連接杆 Cylindrical connecting rod

尺寸(mm) *Dimensions (mm)*

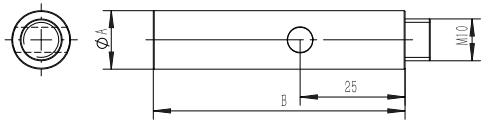

型號 Model	A (mm)	B (mm)	重量 Weight	單價(元) Price(yuan)
OFM-A98	14	35	11.9g	
OFM-A99	14	60	15.4g	
OFM-A102	14	120	50g	
OFM-A100	20	40	20.7g	
OFM-A101	20	80	39.4g	
OFM-A103	20	160	84g	

運用實例 APPLICATION EXAMPLE

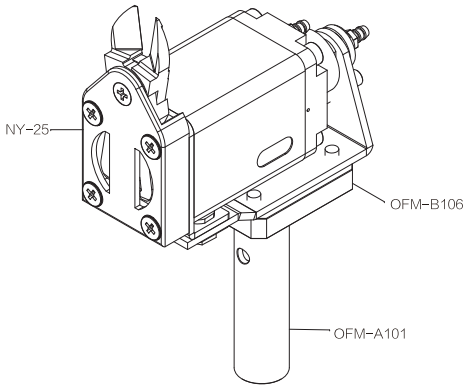

產品規格 PRODUCT SPECIFICATIONS

F-L

延長管Extension tube
鋁制 (in aluminum)

尺寸(mm) *Dimensions (mm)*

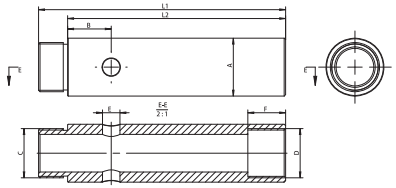

型號 Model	A (mm)	B (mm)	C (mm)	D (mm)	E (mm)	F (mm)	L1 (mm)	L2 (mm)	重量 Weight	單價(元) Price(yuan)
F10L50	Ø10	15	M7X1.0	M7X1.0	Ø4.2	10	58	50	8.3g	
F14L80	Ø14	16	M12X1.0	M12X1.0	Ø5.2	12	89	80	23.3g	
F20L50	Ø20	15	M17X1.0	M17X1.0	Ø6	13	60	50	22.9g	
F20L100	Ø20	15	M17X1.0	M17X1.0	Ø6	13	110	100	48.2g	
F20L150	Ø20	15	M17X1.0	M17X1.0	Ø6	13	160	150	72g	
F30L100	Ø30	30	M27X1.5	M27X1.5	Ø8	18	115	100	103.9g	
F30L200	Ø30	30	M27X1.5	M27X1.5	Ø8	18	215	200	204.5g	

運用實例 APPLICATION EXAMPLE

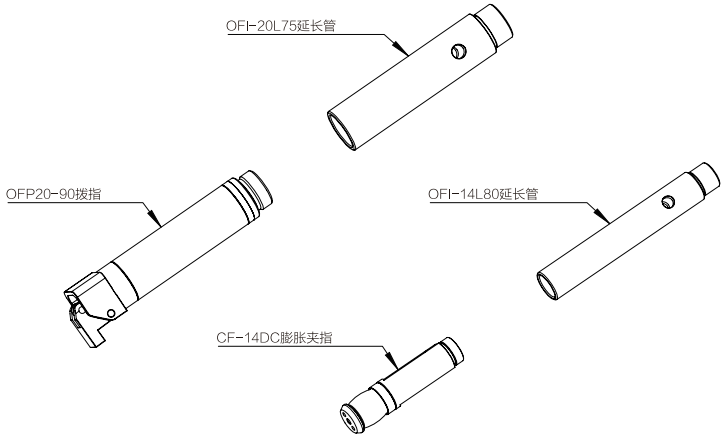

產品規格 PRODUCT SPECIFICATIONS

OFM

安裝板 Mounting plate

尺寸(mm) *Dimensions (mm)*

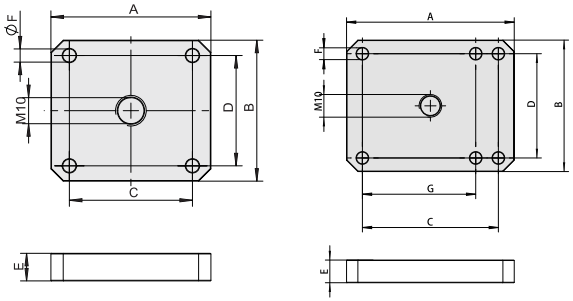

型號 Model	A (mm)	B (mm)	C (mm)	D (mm)	E (mm)	F (mm)	G (mm)	重量 Weight	適用於 Suit for	單價(元) Price(yuan)
OFM-B105	45	35	35	25	9	4xØ4.5	-	35.2g	NY-15	
OFM-B90	28	24	20	16	8	4xØ3.3	-	13.8g	MS-3	
OFM-B92	38	32	30	24	8	4xØ3.3	-	25.4g	MS-5	
OFM-B93	47	39	35	29	8	4xØ4.5	-	34.6g	MS-10	
OFM-B94	52	46	40	36	9	4xØ4.5	-	52.6g	MS-20	
OFM-B95	74	58	60	46	10	4xØ5.5	50	110.5g	MS-30	

運用實例 APPLICATION EXAMPLE

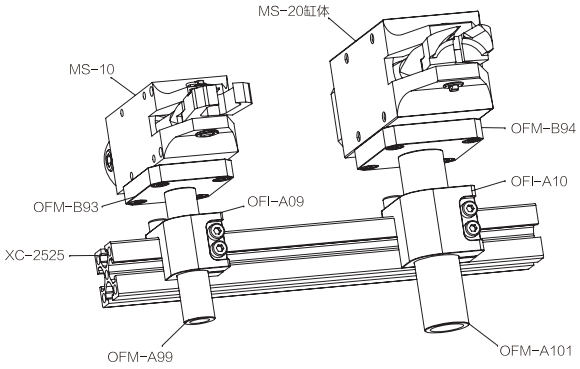

產品規格 PRODUCT SPECIFICATIONS

OFM

安裝板 Mounting plate

尺寸(mm) *Dimensions (mm)*

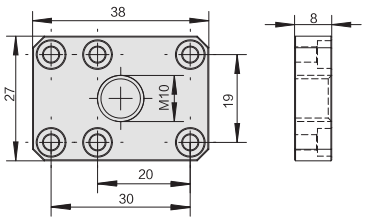

型號 Model	重量 Weight	適用於 Suit for	單價(元) Price(yuan)
OFM-B91	20.8g	MS-3A	

運用實例 APPLICATION EXAMPLE

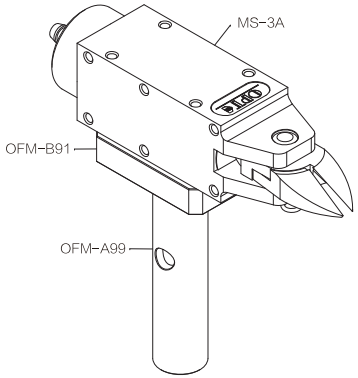

產品規格 PRODUCT SPECIFICATIONS

OFM

安裝板 Mounting plate

尺寸(mm) *Dimensions (mm)*

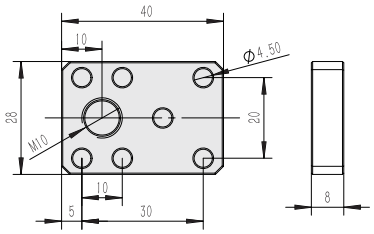

型號 Model	重量 Weight	適用於 Suit for	單價(元) Price(yuan)
OFM-B104	19.3g	NY-10、NW-20	

運用實例 APPLICATION EXAMPLE

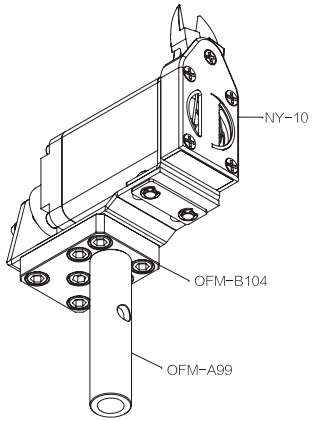

產品規格 PRODUCT SPECIFICATIONS

OFM

安裝板 Mounting plate

尺寸(mm) *Dimensions (mm)*

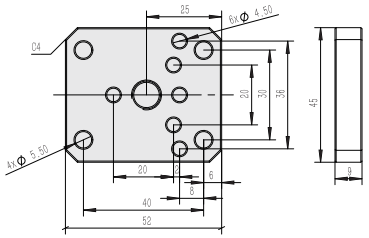

型號 Model	重量 Weight	適用於 Suit for	單價(元) Price(yuan)
OFM-B106	48.9g	NY-25、NW-35	

運用實例 APPLICATION EXAMPLE

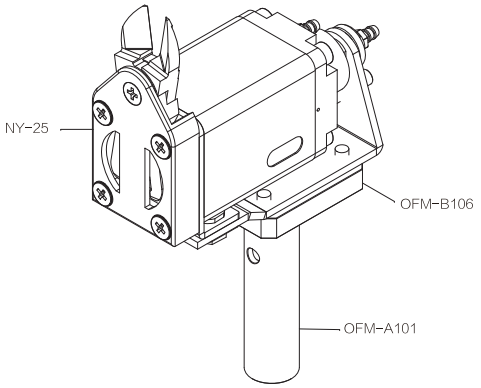

產品規格 PRODUCT SPECIFICATIONS

OFM

NL安裝板 Mounting plate

尺寸(mm) *Dimensions (mm)*

OFM-B115

OFM-B114

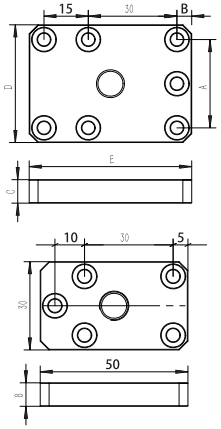

型號 Model	A (mm)	B (mm)	C (mm)	D (mm)	E (mm)	重量 Weight	適用於 Suit for	單價(元) Price(yuan)
OFM-B115	25	4	8	35	55	36.7g	NL-15	
OFM-B116	30	6	8	40	55	42.6g	NL-25	

型號 Model	重量 Weight	適用於 Suit for	單價(元) Price(yuan)
OFM-B114	28.8g	NL-10	

運用實例 APPLICATION EXAMPLE

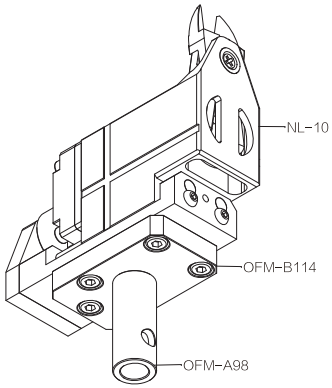

產品規格 PRODUCT SPECIFICATIONS

OFM

鋁制固定支架 Aluminum fixing bracket

尺寸(mm) *Dimensions (mm)*

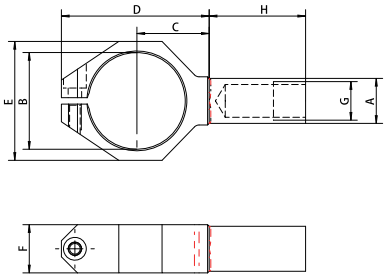

型號 Model	A (mm)	B (mm)	C (mm)	D (mm)	E (mm)	F (mm)	G (mm)	H (mm)	適用于 Apply to	重量 Weight	單價(元) Price(yuan)
OFM-A107	M14	Ø20.5	17.5	35.5	26.5	15	M12X1.0	30	MP-3	16.1g	
OFM-A108	M14	Ø24.5	19	39	30	15	M12X1.0	30	MP-3A	14.1g	
OFM-A109	M14	Ø30.5	22.5	46	37	15	M12X1.0	30	MP-5	20.7g	
OFM-A110	M14	Ø35	25	50	43	15	M12X1.0	30	MP-10	28.4g	
OFM-A111	M20	Ø45	30.5	62	53	20	M17X1.0	40	MP-20	53.3g	
OFM-A112	M20	Ø6.5	36.5	74.5	65	25	M17X1.0	40	MP-30	103.8g	
OFM-A113	M30	Ø75	48.5	97.8	82.8	40	M27X1.5	50	MP-50		

運用實例 APPLICATION EXAMPLE

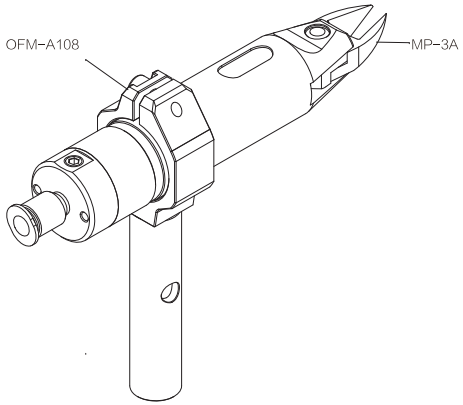

產品規格 PRODUCT SPECIFICATIONS

OFM

L形安裝板 L-shaped mounting plate

尺寸(mm) *Dimensions (mm)*

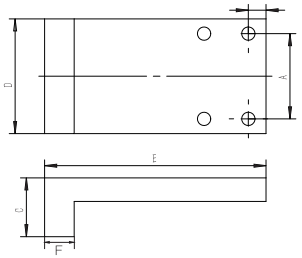

型號 Model	A (mm)	B (mm)	C (mm)	D (mm)	E (mm)	F (mm)	適用于 Suitable for	重量 Weight	單價(元) Price(yuan)
OFM-A90	16	4	20	24	65	8	MS-3	36.6g	
OFM-A91	19	4	20	27	55	10	MS-3A	55.2g	
OFM-A92	24	4	20	32	65	10	MS-5	69.9g	
OFM-A93	29	6	20	39	75	10	MS-10	93.1g	
OFM-A94	36	6	20	46	80	10	MS-20	115g	
OFM-A95	46	7	25	58	85	10	MS-30	146.2g	

運用實例 APPLICATION EXAMPLE

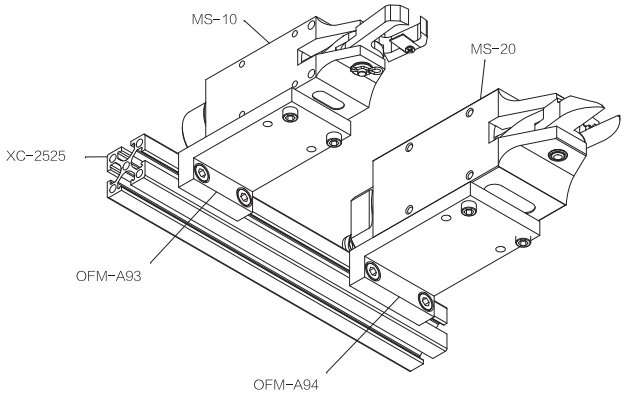

產品規格 PRODUCT SPECIFICATIONS

OFM

L形角度可調安裝板 L-shaped and adjustable angle mounting plate

尺寸(mm) *Dimensions (mm)*

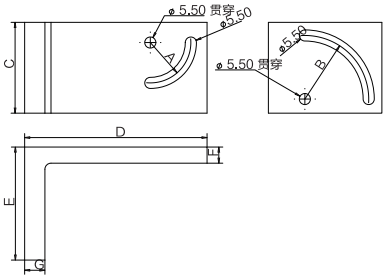

型號 Model	A (mm)	B (mm)	C (mm)	D (mm)	E (mm)	F (mm)	G (mm)	重量 Weight	單價(元) Price(yuan)
OGT06.001	20	24	35	80	50	8	10	110.6g	
OGT06.002	20	31.5	45	90	56	8	10	154.1g	

運用實例 APPLICATION EXAMPLE

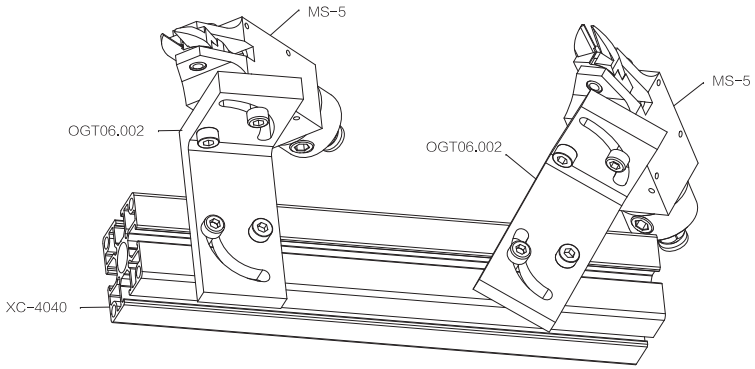

產品規格 PRODUCT SPECIFICATIONS

OFM

安裝圈 Mounting ring

尺寸(mm) *Dimensions (mm)*

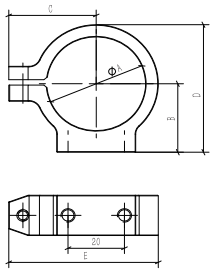

型號 Model	A (mm)	B (mm)	C (mm)	D (mm)	E (mm)	適用于 Suitable for	重量 Weight	單價(元) Price(yuan)
OGT05.001	20.5	13.25	23	26.5	36.25	MP-3	16.4g	
OGT05.002	24.5	15	23	30	38	MP-3A	16.5g	
OGT05.003	30.5	18.5	25.5	37	44	MP-5	20g	
OGT05.004	35	21	27	42	48	MP-10	22.9g	
OGT05.005	44.5	26.5	32	52	57.5	MP-20	51.7g	
OGT05.006	56.5	33	39	64.5	70.5	MP-30	41.2g	

運用實例 APPLICATION EXAMPLE

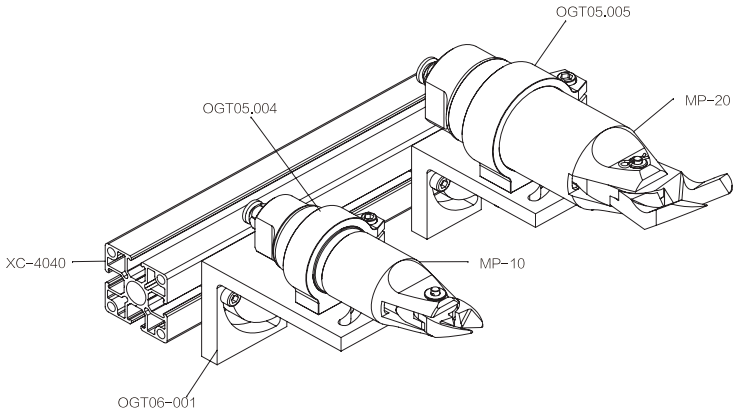

產品規格 PRODUCT SPECIFICATIONS

OFM

安裝固定座 Installation mount

尺寸(mm) *Dimensions (mm)*

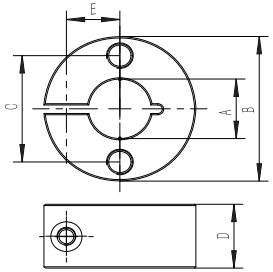

型號 Model	A (mm)	B (mm)	C (mm)	D (mm)	E (mm)	重量 Weight	單價(元) Price(yuan)
OFM-119	14	34	25	15	12	37g	
OFM-120	20	49	32	22	13.4	85.6g	

運用實例 APPLICATION EXAMPLE

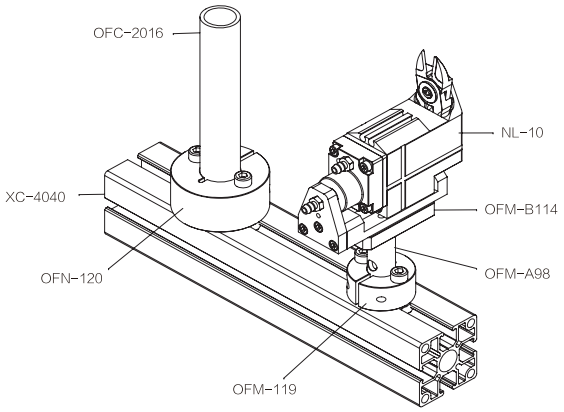

產品規格 PRODUCT SPECIFICATIONS

OFM

空氣引導的延長管 Extension tube with air lead

尺寸(mm) *Dimensions (mm)*

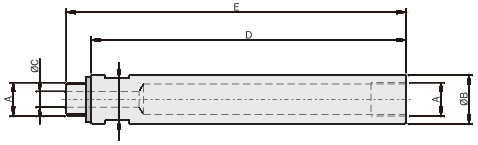

型號 Model	A (mm)	B (mm)	C (mm)	D (mm)	E (mm)	F (mm)	重量 Weight	單價(元) Price(yuan)
OFI-A154	M5	Ø10	Ø2	45	50	8	7.7g	
OFI-A155	M5	Ø10	Ø3	90	95	8	15.6g	
OFI-A150	G1/8	Ø14	Ø4.5	45	52	12	14g	
OFI-A151	G1/8	Ø14	Ø4.5	90	97	12	26.3g	
OFI-A152	G1/4	Ø20	Ø6.5	45	53	17	30.7g	
OFI-A153	G1/4	Ø20	Ø6.5	90	98	17	52.5g	

運用實例 APPLICATION EXAMPLE

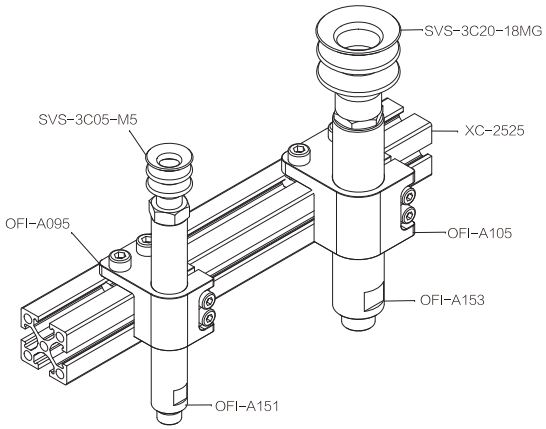

六、真空組件 *Vacuum components*

▶ 選型規則 SELECTION RULES

扁平吸盤（圓形）VPG Flat suction cup (round)

產品特點
- 搬運表面光滑或略微粗糙的平板工件
- 搬運高温工件（HT1,SI）
- 搬運受壓敏感工件時幾乎無痕迹且抗靜電（HT1和AS系列）

適用范围
- 塑膠

型號訂購碼

VPG – 2 – NBR – M3-AG

產品系列 VPG

尺寸 Type

2：Φ2mm
3.5：Φ3.5mm
5：Φ5mm
6：Φ6mm
8：Φ8mm
10：Φ10mm
15：Φ15mm
20：Φ20mm
25：Φ25mm
30：Φ30mm
35：Φ35mm
40：Φ40mm
50：Φ50mm
60：Φ60mm
80：Φ80mm
95：Φ95mm
120：Φ120mm

材質和肖氏硬度 Diameter

HT1-耐高温-60
NBR-丁腈橡膠-55
SI-硅橡膠-55
SI-防靜電硅橡膠-55
FPM-氟橡膠-65
NBR-丁腈橡膠-55
NBR-AS-防靜電丁腈橡膠-55

連接頭螺紋 Thread

無記號：不帶螺母吸盤
M3-AG：M3外螺紋
M5-AG：M5外螺紋
M5-IG：M5内螺紋
G1/8-AG：G1/8外螺紋
G1/8-IG：G1/8内螺紋
G1/4-AG：G1/4外螺紋
G1/4-IG：G1/4内螺紋
G1/2-IG：G1/2内螺紋

規格 Model	M3-AG	M5-AG	M5-IG	G1/8-AG	G1/8-IG	G1/4-AG	G1/4-IG	G1/2-IG
VPG 2-3.5	●							
VPG 5		●	●					
VPG 6		●	●					
VPG 8		●	●					
VPG 10		●	●	●	●			
VPG 15				●	●			
VPG 20				●	●			
VPG 25				●	●			
VPG 30				●	●			
VPG 35				●	●			
VPG 40				●	●			
VPG 50				●	●			
VPG 60						●	●	
VPG 80						●	●	
VPG 95						●	●	
VPG 120								●

選型規則 SELECTION RULES

配件型號 Part model	型號規格 Specification		適合吸盤 Suitable for suction cups
	AG-外螺紋External thread	IG-內螺紋Internal thread	
吸盤接頭 Suction cup connector	S003 M3-AG	S004 M5-IG	VPG2
	S003 M3-AG	S004 M5-IG	VPG 3.5
	S004 M5-AG	S004 M5-IG	VPG 5
	S004 M5-AG	S004 M5-IG	VPG 6
	S004 M5-AG	S004 G1/8-IG	VPG8
	S004 M5-AG	S005 G1/8-IG	VPG 10
	S004 G1/8-AG	S006 G1/8-IG	VPG 10
	S005 G1/8-AG	S007 G1/8-IG	VPG 15
	S006 G1/8-AG	S007 G1/8-IG	VPG 20
	S007 G1/8-AG	S007 G1/8-IG	VPG 25
	S007 G1/8-AG	S007 G1/8-IG	VPG 30
	S007 G1/8-AG	S008 G1/8-IG	VPG 35
	S007 G1/8-AG	S009 G1/4-IG	VPG 40
	S008 G1/8-AG	S009 G1/4-IG	VPG 50
	S009 G1/4-AG	S009 G1/4-IG	VPG 60
	S009 G1/4-AG	S010 G1/2-IG	VPG 80
	S009 G1/4-AG		VPG 95
			VPG 120

規格參數 SPECIFICATIONS

配件型號 Part model	吸力N Suction	內部體積cm^3 Internal volume	工件最小曲率 Min curvature of workpiece	軟管直徑mm Hose diameter	接頭系列 Connector series
VPG 2	0.12	0.001	2	2	S003
VPG 3.5	0.42	0.002	8	2	S003
VPG 5	0.75	0.005	8	2	S004
VPG 6	1.20	0.008	8	2	S004
VPG 8	2.30	0.030	10	2	S004
VPG 10	4.00	0.070	13	2	S004
VPG 15	9.00	0.400	13	4	S005
VPG 20	15.50	0.800	20	4	S006
VPG 25	26.50	1.300	25	4	S007
VPG 30	34.00	1.300	40	4	S007
VPG 35	44.00	2.700	50	4	S007
VPG 40	57.70	3.800	50	4	S007
VPG 50	91.00	7.000	75	4	S008
VPG 60	125.00	10.000	100	6	S009
VPG 80	260.00	25.000	150	6	S009
VPG 95	350.00	35.000	200	6	S009
VPG 120	540.00	77.800	300	9	S010

外形尺寸(帶吸盤螺母) OVERALL DIMENSIONS NUT WITH SUCTION CUP

VPG5至10IG

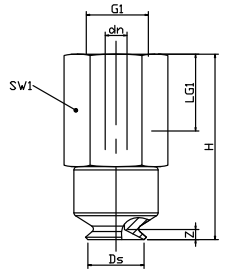

VPG2至10AG

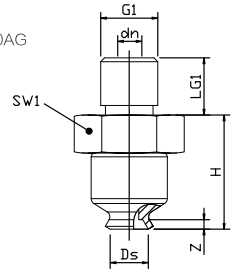

VPG15至50IG

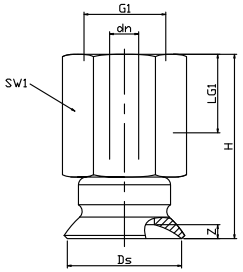

VPG15至50AG

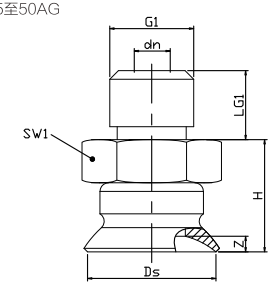

VPG60至95IG

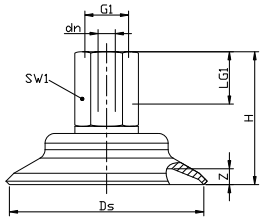

VPG60至95AG

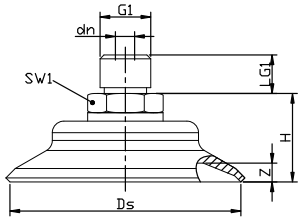

VPG120IG

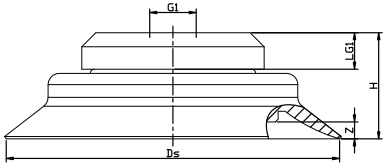

規格參數(帶吸盤螺母) SPECIFICATIONS NUT WITH SUCTION CUP

型號 model	尺寸 dimension (mm)							
	dn	Ds	G1	H	LG1	SW1	Z(行程) Stroke	價格Price
VPG 2 M3-AG	1.0	2.0	M3-M	6.0	3.0	5	0.5	
VPG 3.5 M3-AG	1.0	3.5	M3-M	6.0	3.0	5	0.5	
VPG 5 M5-AG	2.0	5.0	M5-M	11.5	4.5	8	0.9	
VPG 5 M5-IG	2.0	5.0	M5-F	16.5	5.5	8	0.9	
VPG 6 M5-AG	2.0	6.0	M5-M	11.5	4.5	8	1.0	
VPG 6 M5-IG	2.0	6.0	M5-F	16.5	5.5	8	1.0	
VPG 8 M5-AG	2.0	8.0	M5-M	12.0	4.5	8	1.4	
VPG 8 M5-IG	2.0	8.0	M5-F	17.0	5.5	8	1.4	
VPG 10 M5-AG	2.0	10.0	M5-M	12.5	4.5	8	1.3	
VPG 10 M5-IG	2.0	10.0	M5-F	17.5	5.5	8	1.3	
VPG 10 G1/8-AG	2.0	10.0	G1/8"-M	12.5	8.0	14	1.3	
VPG 10 G1/8-IG	2.0	10.0	G1/8"-F	23.5	9.0	14	1.3	
VPG 15 G1/8-AG	2.0	15.0	G1/8"-M	13.0	8.0	14	1.9	
VPG 15 G1/8-IG	2.0	15.0	G1/8"-F	24.0	9.0	14	1.9	
VPG 20 G1/8-IG	2.0	20.0	G1/8"-M	15.0	8.0	14	2.3	
VPG 20 G1/8-IG	2.0	20.0	G1/8"-F	26.0	9.0	14	2.3	
VPG 25 G1/8-AG	2.0	25.0	G1/8"-M	19.0	8.0	14	3.0	
VPG 25 G1/8-IG	2.4	25.0	G1/8"-F	30.0	9.0	14	3.0	
VPG 30 G1/8-AG	2.4	28.8	G1/8"-M	17.0	8.0	14	2.0	
VPG 30 G1/8-IG	2.4	28.8	G1/8"-F	28.0	9.0	14	2.0	
VPG 35 G1/8-AG	2.4	35.0	G1/8"-M	19.0	8.0	14	3.0	
VPG 35 G1/8-IG	2.4	35.0	G1/8"-F	30.0	9.0	14	3.0	
VPG 40 G1/8-AG	2.4	40.0	G1/8"-M	19.0	8.0	14	3.5	
VPG 40 G1/8-IG	2.4	40.0	G1/8"-F	30.0	9.0	14	3.5	
VPG 50 G1/8-AG	2.4	50.0	G1/8"-M	20.0	8.0	14	4.0	
VPG 50 G1/8-IG	2.4	50.0	G1/8"-F	31.0	9.0	14	4.0	
VPG 60 G1/4-AG	2.4	60.0	G1/4"-M	23.0	10.0	17	5.0	
VPG 60 G1/4-IGP	5.5	60.0	G1/4"-F	39.0	11.0	17	5.0	
VSG 80 G1/4-AG	5.5	80.0	G1/4"-M	25.0	10.0	17	6.0	
VPG 80 G1/4-IG	5.5	80.0	G1/4"-F	41.0	11.0	17	6.0	
VPG 95 G1/4-AG	5.5	95.0	G1/4"-M	25.5	10.0	17	6.0	
VPG 95 G1/4-IG	5.5	95.0	G1/4"-F	41.5	11.0	17	6.0	
VPG 120 G1/2-IG	5.5	120.0	G1/2"-F	36.5	13.0	-	6.0	

外形尺寸 OVERALL DIMENSIONS

VPG2至10

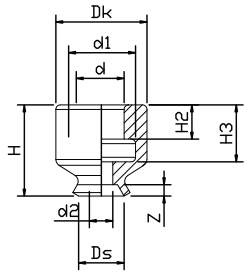

VPG15至50

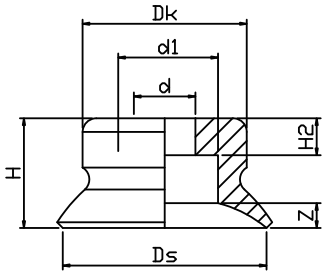

外形尺寸 OVERALL DIMENSIONS

VPG60至95

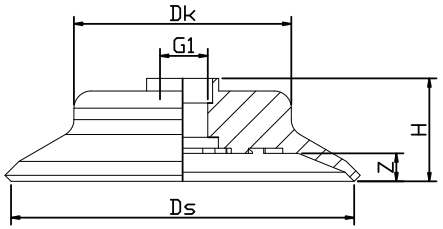

VPG120

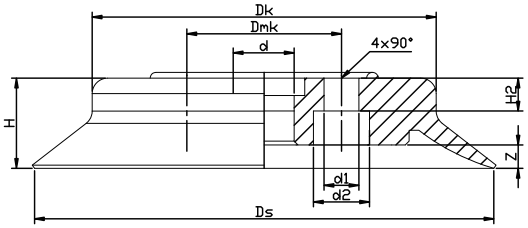

型號 model	尺寸 dimension (mm)											
	d	d1	d2	DK	Dmk	Ds	G1	H	H2	H3	Z(行程) Stroke	價格Price
VPG 2	2.0	3.0	3.0	4.0		2.0		4.0	1.5	2.5	0.5	
VPG 3.5	2.0	3.0	3.0	4.0		3.5		4.0	1.5	2.5	0.5	
VPG 5	4.0	6.0	6.0	7.5		5.0		6.5	2.0	4.0	0.9	
VPG 6	4.0	6.0	6.0	7.5		6.0		6.5	2.0	4.0	1.0	
VPG 8	4.0	6.0	6.0	8.0		8.0		7.0	2.0	4.0	1.4	
VPG 10	4.0	6.0	6.0	8.5		10.0		7.5	2.6	4.0	1.3	
VPG 15	4.5	7.8	7.8	12.0		15.0		8.0	4.5		1.9	
VPG 20	4.5	11.0	11.0	15.0		20.0		10.0	7.0		2.3	
VPG 25	6.0	11.0	11.0	16.0		25.0		14.0	7.0		3.0	
VPG 30	6.0	11.0	11.0	14.5		28.8		12.0	7.0		2.0	
VPG 35	6.0	11.0	11.0	20.5		35.0		14.0	7.0		3.0	
VPG 40	6.0	11.0	11.0	24.0		40.0		14.0	7.2		3.5	
VPG 50	8.0	20.0	20.0	28.5		50.0		15.0			4.0	
VPG 60				38.5		60.0	M10x1.25-F	18.0			5.0	
VPG 80				52.0		80.0	M10x1.25-F	18.0			6.0	
VPG 95				68.0		95.0	M10x1.25-F	19.0			6.0	
VPG 120	13.5	7.0	7.0	90.0	40	120.0		23.5	8.5		6.0	

選型規則 SELECTION RULES

扁平吸盤（圓形）VAG Flat suction cup (round)

產品特點
- 搬運易碎易損型工件，如電子元件、注塑件等
- 搬運表面平整或不平整的工件，如紙箱、管材等

适用范围
- 塑膠

型號訂購碼

VAG – 11 – NBR – G1/8-AG

產品系列 VAG

尺寸 Type
- 11：Φ11mm
- 14：Φ14mm
- 16：Φ16mm
- 20：Φ20mm
- 22：Φ22mm
- 25：Φ25mm
- 33：Φ33mm
- 43：Φ43mm
- 53：Φ53mm
- 63：Φ63mm
- 78：Φ78mm

材質和肖氏硬度 Diameter
- HT1-耐高温-60
- NBR-丁腈橡膠-55
- SI-硅橡膠-55

連接頭螺紋 Thread

無記號：不帶螺母吸盤
- M5-AG：M5外螺紋
- G1/8-AG：G1/8外螺紋
- G1/8-IG：G1/8内螺紋
- G1/4-AG：G1/4外螺紋
- G1/4-IG：G1/4内螺紋

規格 Model	M5-AG	G1/8-AG	G1/8-IG	G1/4-AG	G1/4-IG
VAG 11	●	●	●		
VAG 14	●	●	●		
VAG 16	●	●	●		
VAG 20	●	●	●		
VAG 22	●	●	●		
VAG 25		●	●	●	●
VAG 33				●	●
VAG 43				●	●
VAG 53				●	●
VAG 63				●	●
VAG 78					

選型規則 SELECTION RULES

配件型號 Part model	型號規格 Specification		适合吸盘 Suitable for suction cups
	AG-外螺紋External thread	IG-内螺紋Internal thread	
吸盤接頭 Suction cup connector	S016 M5-AG		VAG 11
	S016G1/8-AG	S016G1/8-IG	VAG 11
	S016 M5-AG		VAG 14
	S016G1/8-AG	S016G1/8-IG	VAG 14
	S016 M5-AG		VAG 16
	S016G1/8-AG	S016G1/8-IG	VAG 16
	S016 M5-AG		VAG 20
	S016G1/8-AG	S016G1/8-IG	VAG 20
	S016 M5-AG		VAG 22
	S016G1/8-AG	S016 G1/8-IG	VAG 22
	S016G1/8-AG	S016G1/8-IG	VAG 25
	S018G1/4-AG	S018 G1/4-IG	VAG 33
	S018G1/4-AG	S018 G1/4-IG	VAG 43
	S018G1/4-AG	S018G1/4-IG	VAG 53
	S018 G1/4-AG	S018G1/4-IG	VAG 63
	S019G1/4-AG	S019 G1/4-IG	VAG 78

規格參數 SPECIFICATIONS

配件型號 Part model	吸力N Suction	拉脱力N Pull off force	内部體積cm^3 Internal volume	工件最小曲率半徑（凸形） Min curvature of workpiece(convex)	軟管直徑mm Hose diameter	接頭系列 Connector series
VAG 11	0,95	3.8	0.225	10	4	S016
VAG 14	1,20	5.0	0.420	13	4	S016
VAG 16	2.30	6.7	0.750	20	4	S016
VAG 20	4.70	10.7	1.150	30	4	S016
VAG 22	5.70	15.2	1.400	25	4	S016
VAG 25	5.30	17.3	3.150	20	4	S016
VAG 33	13.60	39.6	4,750	40	6	S016
VAG 43	22.80	64.5	9,250	0	6	S016
VAG 53	51.30	95.0	26,250	75	6	S016
VAG 63	88.00	135.0	39,000	75	6	S016
VAG 78	137.40	218.0	76,000	70	6	S016

外形尺寸(帶吸盤螺母) OVERALL DIMENSIONS NUT WITH SUCTION CUP

VAG11至78IG

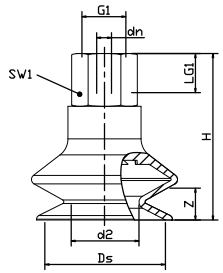

VAG11至78AG

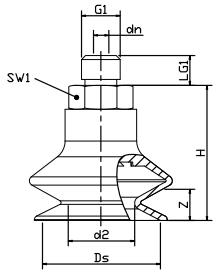

規格參數(帶吸盤螺母) SPECIFICATIONS NUT WITH SUCTION CUP

型號 model	尺寸 dimension (mm)								
	dn	d2	Ds	G1	H	LG1	SW1	Z(行程) Stroke	價格Price
VAG 11 G1/8-AG	3.5	5.1	10.4	G1/8"-M	22.0	7.5	14	4	
VAG 11 G1/8-IG	3.5	5.1	10.4	G1/8"-F	28.0	8.0	14	4	
VAG 11 M5-AG	2.5	5.1	10.4	M5-M	21.0	5.0	7	4	
VAG 14 G1/8-AG	3.5	5.0	12.8	G1/8"-M	21.5	7.5	14	5	
VAG 14 G1/8-IG	3.5	5.0	12.8	G1/8"-F	27.5	8.0	14	5	
VAG 14 M5-AG	2.5	5.0	12.8	M5-M	20.5	5.0	7	5	
VAG 16 G1/8-AG	3.5	8.4	15.6	G1/8"-M	25.2	7.5	14	7	
VAG 16 G1/8-IG	3.5	8.4	15.6	G1/8"-E	31.2	8.0	14	7	
VAG 16 M5-AG	2.5	8.4	15.6	M5-M	24.2	5.0	7	7	
VAG 20 G1/8-AG	3.5	11.0	18.1	G1/8"-M	21.2	7.5	14	5	
VAG 20 G1/8-IG	3.5	11.0	18.1	G1/8"-F	27.2	8.0	14	5	
VAG 20 M5-AG	2.5	11.0	18.1	M5-M	20.2	5.0	7	5	
VAG 22 G1/8-AG	3.5	11.7	21.5	G1/8"-M	25.0	7.5	14	6	
VAG 22 G1/8-IG	3.5	11.7	21.5	G1/8"-F	31.0	8.0	14	6	
VAG 22 M5-AG	2.5	11.7	21.5	M5-M	24.0	5.0	7	6	
VAG 25 G1/8-AG	3.5	9.9	22.5	G1/8"-M	29.0	7.5	14	9	
VAG 25 G1/8-IG	3.5	9.9	22.5	G1/8"-F	35.0	8.0	14	9	
VAG 33 G1/4-AG	4.4	17.0	30.0	G1/4"-M	31.0	11.0	17	9	
VAG 33 G1/4-IG	4.4	17.0	30.0	G1/4"-F	42.0	12.0	17	9	
VAG 43 G1/4-AG	4.4	21.9	38.0	G1/4"-M	31.6	11.0	17	10	
VAG 43 G1/4-IG	4.4	21.9	38.0	G1/4"-F	42.6	12.0	17	10	
VAG 53 G1/4-AG	4.4	33.0	50.0	G1/4"-M	38.0	11.0	17	12	
VAG 53 G1/4-IG	4.4	33.0	50.0	G1/4"-F	49.0	12.0	17	12	
VAG 63 G1/4-AG	4.4	44.5	60.0	G1/4"-M	38.0	11.0	17	14	
VAG 63 G1/4-IG	4.4	44.5	60.0	G1/4"-F	49.0	12.0	17	14	
VAG 78 G1/4-AG	8.2	54.0	74.0	G1/4"-M	53.0	11.0	21	14	
VAG 78 G1/4-IG	8.2	54.0	74.0	G1/4"-F	62.0	12.0	21	14	

外形尺寸 OVERALL DIMENSIONS

VAG11至25

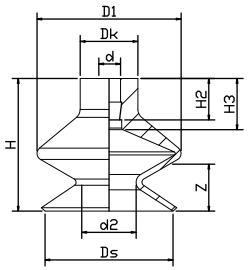

VAG33至78

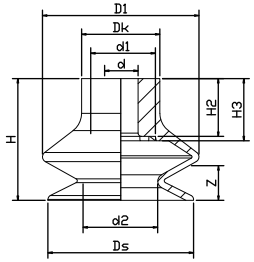

型號 model	尺寸 dimension (mm)										
	d	d1	d2	D1	DK	Ds	H	H2	H3	Z(行程) Stroke	價格Price
VAG 11	4.5		5.1	12.0	10	10.4	16.0	6.9	9.3	4	
VAG 14	4.5		5.0	13.7	10	12.8	15.5	6.9	8.5	5	
VAG 16	4.5		8.4	17.0	10	15.6	19.2	6.9	9.3	7	
VAG 20	4.5		11.0	19.9	10	18.1	15.2	6.9	8.7	5	
VAG 22	4.5		11.7	24.2	10	21.5	19.0	6.9	9.	6	
VAG 25	4.5		9.9	25.0	10	22.5	23.0	6.9	8.9	9	
VAG 33	8.0	16.0	17.0	36.0	18	30.0	27.0	13.0	14.0	9	
VAG 43	8.0	14.5	21.9	45.9	18	38.0	27.6	13.0	17.1	10	
VAG 53	8.0	14.5	33.0	58.6	18	50.0	34.0	13.0	19.0	12	
VAG 63	8.0	14.5	44.5	67.0	18	60.0	34.0	13.0	18.8	14	
VAG 78	11.8	21.8	54.0	83.0	25	74.0	47.0	19.7	31.4	14	

選型規則 SELECTION RULES

扁平吸盤（圓形）VSG Flat suction cup (round)

產品特點

- 搬運易碎易損型工件，如電子元件，注塑件等
- 搬運表面極不平整的工件，如紙盒、管材等，最佳貼合凹凸表面
- 直徑52mm及以上的吸盤內部帶有支撐結構，可防止工件被吸入
- 特殊褶皺設計，適用于循環周期短的工況

适用范围

- 塑膠

型號訂購碼

VSG – 5 – NBR – M5-AG

產品系列 VSG

尺寸 Type

5：Φ5mm
7：Φ7mm
9：Φ9mm
12：Φ12mm
14：Φ14mm
18：Φ18mm
20：Φ20mm
25：Φ25mm
32：Φ32mm
42：Φ42mm
52：Φ52mm
62：Φ62mm
88：Φ88mm

材質和肖氏硬度 Diameter

HT1-耐高温-60
NBR-丁腈橡膠-55
SI-硅橡膠-55

連接頭螺紋 Thread

無記號：不帶螺母吸盤
M5-AG：M5外螺紋
M5-IG：M5内螺紋
G1/8-AG：G1/8外螺紋
G1/8-IG：G1/8内螺紋
G1/4-AG：G1/4外螺紋
G1/4-IG：G1/4内螺紋

規格 Model	M5-AG	M5-IG	G1/8-AG	G1/8-IG	G1/4-AG	G1/4-IG
VSG 5	●	●				
VSG 7	●		●	●		
VSG 9	●		●	●		
VSG 12	●		●	●		
VSG 14	●		●	●		
VSG 18	●		●	●		
VSG 20	●		●	●		
VSG 25			●	●		
VSG 32					●	●
VSG 42					●	●
VSG 52					●	●
VSG 62					●	●
VSG 88					●	●

選型規則 SELECTION RULES

配件型號 Part model	型號規格 Specification		适合吸盘 Suitable for suction cups
	AG-外螺紋External thread	IG-内螺紋Internal thread	
吸盤接頭 Suction cup connector	S017M5-AG	S017M5-IG	VSG 5
	S016M5-AG		VSG 7
	S016G1/8-AG	S016G1/8-1G	VSG 7
	S016M5-AG		VSG 9
	S016G1/8-AG	S016G1/8-IG	VSG 9
	S016M5-AG		VSG 12
	S016G1/8-AG	S016G1/8-1G	VSG 12
	S016M5-AG		VSG 14
	S016G1/8-AG	S016G1/8-IG	VSG 14
	S016M5-AG		VSG 18
	S016G1/8-AG	S016G1/8-1G	VSG 18
	S016M5-AG		VSG 20
	S016G1/8-AG	S016G1/8-IG	VSG 20
	S016G1/8-AG	S016G1/8-1G	VSG 25
	S018G1/4-AG	S018G1/4-1G	VSG 32
	S018G1/4-AG	S018G1/4-IG	VSG 42
	S018G1/4-AG	S018G1/4-IG	VSG 52
	S018G1/4-AG	S018G1/4-1G	VSG 62
	S018G1/4-AG	S019G1/4-1G	VSG 88

規格參數 SPECIFICATIONS

配件型號 Part model	吸力N Suction	拉脫力N Pull off force	内部體積cm³ Internal volume	工件最小曲率半徑（凸形） Min curvature of workpiece(convex)	軟管直徑mm Hose diameter	接頭系列 Connector series
VSG 5	0.1	0.8	0.033	8	2	S017
VSG 7	0.1	0.9	0.043	8	4	S016
VSG 9	0.7	2.3	0.150	10	4	S016
VSG 12	0.9	3.5	0.600	13	4	S016
VSG 14	1.2	5.7	0.975	15	4	S016
VSG 18	2.3	8.5	1.350	20	4	S016
VSG 20	3.8	12.1	2.000	30	4	S016
VSG 25	4.5	19.0	5.400	30	4	S016
VSG 32	12.0	36.9	10.000	35	6	S018
VSG 42	13.6	44.0	19.500	75	6	S018
VSG 52	27.0	96.0	62.000	75	6	S018
VSG 62	39.6	137.0	72.500	75	6	S018
VSG 88	45.2	286.0	165.000	100	9	S019

外形尺寸(帶吸盤螺母) OVERALL DIMENSIONS NUT WITH SUCTION CUP

VAG5至88IG

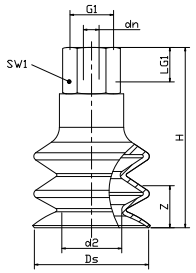

VAG5至88AG

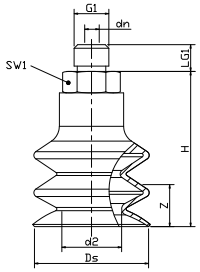

規格參數(帶吸盤螺母) SPECIFICATIONS NUT WITH SUCTION CUP

型號 model	尺寸 dimension (mm)								
	dn	d2	Ds	G1	H	LG1	SW1	Z(行程) Stroke	價格Price
VSG 5 M5-AG	2.0	2.6	5.0	M5-M	19.0	5.0	8	3	
VSG 5 M5-IG	2.0	2.6	5.0	M5-F	24.0	5.5	8	3	
VSG 7 G1/8-AG	3.5	1.8	5.9	G1/8"-M	20.0	7.5	14	3	
VSG 7 G1/8-IG	3.5	1.8	5.9	G1/8"-F	26.0	8.5	14	3	
VSG 7 M5-AG	2.5	1.8	5.9	M5-M	19.0	5.0	7	3	
VSG 9 G1/8-AG	3.5	4.1	9.0	G1/8-M	21.0	7.5	14	3	
VSG 9 G1/8-IG	3.5	4.1	9.0	G1/8"-F	27.0	8.5	14	3	
VSG 9 M5-AG	2.5	4.1	9.0	M5-M	20.0	5.0	7	3	
VSG 12 G1/8-AG	3.5	5.0	12.0	G1/8-M	27.0	7.5	14	7	
VSG 12 G1/8-IG	3.5	5.0	12.0	G1/8"	33.0	8.5	14	7	
VSG 12 M5-AG	2.5	5.0	12.0	M5-M	26.0	5.0	7	7	
VSG 14 G1/8-AG	3.5	5.4	14.5	G1/8-M	28.0	7.5	14	9	
VSG 14 G1/8-IG	3.5	5.4	14.5	G1/8"-F	34.0	8.5	14	9	
VSG 14 M5-AG	2.5	5.4	14.5	M5-M	27.0	5.0	7	9	
VSG 18 G1/8-AG	3.5	8.0	17.2	G1/8-M	28.0	7.5	14	9	
VSG 18 G1/8-IG	3.5	8.0	17.2	G1/8"-F	34.0	8.5	14	9	
VSG 18 M5-AG	2.5	8.0	17.2	M5-M	27.0	5.0	7	9	
VSG 20 G1/8-AG	3.5	10.5	20.0	G1/8-M	28.0	7.5	14	9	
VSG 20 G1/8-IG	3.5	10.5	20.0	G1/8"-F	34.0	8.5	14	9	
VSG 20 M5-AG	2.5	10.5	20.0	M5-M	27.0	5.0	7	9	
VSG 25 G1/8-AG	3.5	10.0	23.0	G1/8"-M	40.0	7.5	14	18	
VSG 25 G1/8-IG	3.5	10.0	23.0	G1/8"-F	46.0	8.5	14	18	
VSG 32 G1/4-AG	4.4	16.0	32.0	G1/4"-M	41.5	11.0	17	15	
VSG 32 G1/4-IG	4.4	16.0	32.0	G1/4"-F	52.5	12.0	17	15	
VSG 42 G1/4-AG	4.4	17.8	42.6	G1/4"-M	50.0	11.0	17	20	
VSG 42 G1/4-IG	4.4	17.8	42.6	G1/4"-F	61.0	12.0	17	20	
VSG 52 G1/4-AG	4.4	24.6	52.5	G1/4"-M	53.0	11.0	17	25	
VSG 52 G1/4-IG	4.4	24.6	52.5	G1/4"-F	64.0	12.0	17	25	
VSG 62 G1/4-AG	4.4	29.5	62.2	G1/4-M	59.0	11.0	17	29	
VSG 62 G1/4-IG	4.4	29.5	62.2	G1/4"-F	70.0	12.0	17	29	
VSG 88 G1/4-AG	8.0	33.0	89.0	G1/4-M	92.0	11.0	21	34	
VSG 88 G1/4-IG	8.0	33.0	89.0	G1/4"-F	103.0	12.0	21	34	

外形尺寸 OVERALL DIMENSIONS

VSG5至9

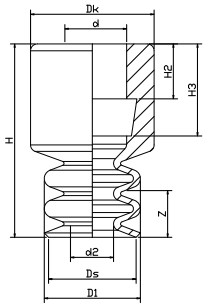

VSG12至25

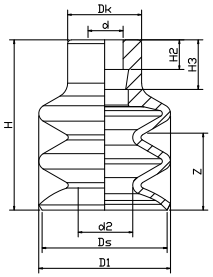

VSG32至88

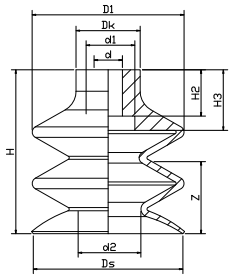

型號 model	尺寸 dimension (mm)										
	d	d1	d2	D1	DK	Ds	H	H2	H3	Z(行程) Stroke	價格Price
VSG 5	3.5		2.6	6.0	7	5.0	14.0	8.0		2	
VSG 7	4.5		1.8	6.5	9	5.9	14.0	6.5		3	
VSG 9	4.5		4.1	8.9	9	9.0	15.0	8.2		3	
VSG 12	4.5		5.0	12.0	10	12.0	21.0	6.9	9.0	6	
VSG 14	4.5		5.4	13.9	10	14.5	22.8	6.9	9.0	9	
VSG 18	4.5		8.0	17.8	10	17.2	22.6	6.9	9.0	9	
VSG 20	4.5		10.5	20.0	10	20.0	22.1	6.9	9.0	9	
VSG 25	4.5		10.0	25.0	10	23.0	34.0	6.9	9.0	18	
VSG 32	8.0	15	16.0	32.6	18	32.0	37.5	13.0	17.0	15	
VSG 42	8.0	15	17.8	43.5	18	42.6	46.0	13.0	17.0	20	
VSG 52	8.0		24.6	52.0	18	52.5	48.7	13.0		25	
VSG 62	8.0		29.5	62.0	18	62.2	54.0	13.0		29	
VSG 88	11.7	25	33.0	88.2	25	89.0	86.5	19.7	26.0	34	

選型規則 SELECTION RULES

扁平吸盤（圓形）VMU Flat suction cup (round)

產品特點

- 搬運表面光滑平整的工件
- VMU 系列帶有加厚密封唇:搬運表面略微粗糙的工件，如木板或鱗狀金屬板

適用范围

- 金屬

型號訂購碼

VMU – 125 – NBR – G1/4-IG

產品系列 VMU

尺寸 Type

125：Φ125mm
160：Φ160mm
210：Φ210mm
250：Φ250mm
300：Φ300mm

材質和肖氏硬度 Diameter

HT1-耐高温-60
NBR-丁腈橡膠-55
SI-硅橡膠-55

連接頭螺紋 Thread

無記號：不帶螺母吸盤

G1/4-IG：G1/4内螺紋

G1/2-IG：G1/2内螺紋

規格 Model	G1/4-IG	G1/2-IG
VMU 125	●	
VMU 160		●
VMU 210		●
VMU 250		●
VMU 300		●

規格參數 SPECIFICATIONS

配件型號 Part model	吸力Ds/N Suction	拉脱力d2/N Pull off force	内部體積cm³ Internal volume	工件最小曲率半徑（凸形） Min curvature of workpiece(convex)	軟管直徑mm Hose diameter
VMU 125 G1/4-IG	660	365	70	220	9
VMU 160 G1/2-IG	1090	600	123	350	12
VMU 210 G1/2-IG	1870	1250	226	750	12
VMU 250 G1/2-IG	2650	1940	332	2200	12
VMU 300 G1/2-IG	3810	3010	492	3500	12

外形尺寸(帶吸盤螺母) OVERALL DIMENSIONS NUT WITH SUCTION CUP

VMU125至300

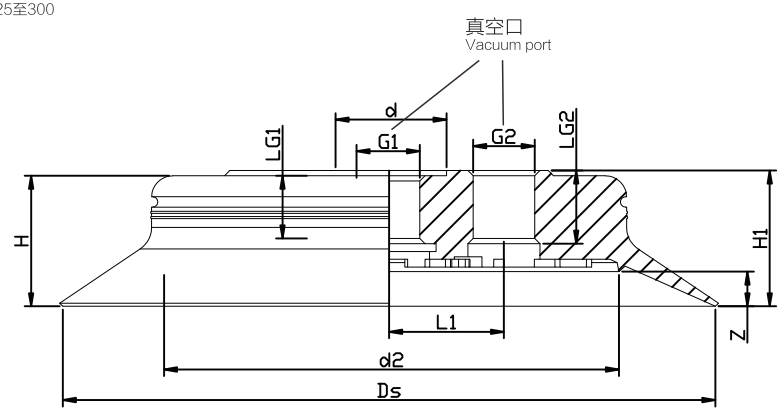

型號 model	尺寸 dimension（mm）											
	d	d2	Ds	G1	G2	H	H1	L1	LG1	LG2	Z(行程) Stroke	價格Price
VMU 125 G1/4-IG	32	83	125	G1/4"-F	G1/4"-F	25.0	26.0	22.0	13.0	14	7	
VMU 160 G1/2-IG	34	113	160	G1/2"-F	G1/4"-F	25.0	26.5	36.5	13.5	15	7	
VMU 210 G1/2-IG	34	163	210	G1/2"-F	G1/4"-F	25.0	26.5	36.5	13.5	15	7	
VMU 250 G1/2-IG	34	203	250	G1/2"-F	G1/2"-F	25.0	26.5	76.0	13.5	15	7	
VMU 300 G1/2-IG	34	253	300	G1/2"-F	G1/2"-F	25.0	26.5	76.0	13.5	15	6	

選型規則 SELECTION RULES

扁平吸盤（圓形）VMC Flat suction cup (round)

產品特點

- 圓形吸盤用于搬運和分離各種表面多孔或平整透氣性的工件
- 吸取堆疊在一起的透氣性工件時，向吸盤中的分離吹入壓縮空氣，可實現工件的分離

適用范围

- 金屬

型號訂購碼

VMC – 160 – NBR – G1/2-IG

產品系列 VMC

尺寸 Type

160：Φ160mm
210：Φ210mm
250：Φ250mm

材質和肖氏硬度 Diameter

NBR-丁腈橡膠-55

連接頭螺紋 Thread

無記號：不帶螺母吸盤

G1/2-IG：G1/2內螺紋

規格參數 SPECIFICATIONS

配件型號 Part model	吸力Ds/N Suction	吸力d2/N Suction	內部體積cm³ Internal volume	軟管直徑mm Hose diameter
VMC160G1/2-IG	975	475	98	12
VMC210G1/2-IG	1760	1125	202	12
VMC250G1/2-IG	2540	2540	310	12

外形尺寸(帶吸盤螺母) OVERALL DIMENSIONS NUT WITH SUCTION CUP

VMC160至250

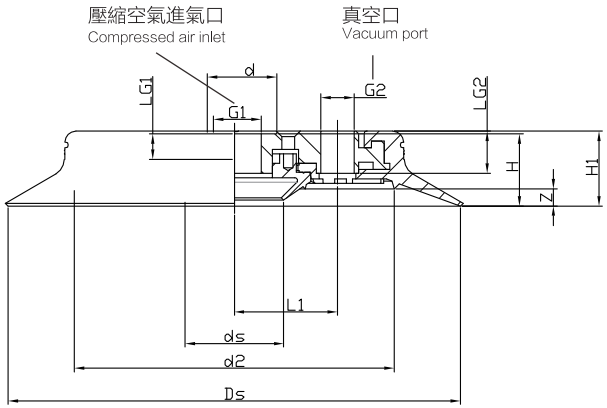

型號 model	尺寸 dimension（mm）												
	d	d2	Ds	ds	G1	G2	H	H1	L1	LG1	LG2	Z(行程) Stroke	價格Price
VMC160G1/2-IG	34	113	160	33.5	G1/2"-F	G1/4"-F	25.0	26.5	36.5	13.5	15	7	
VMC210G1/2-IG	34	163	210	33.5	G1/2"-F	G1/4"-F	23.0	24.5	36.5	13.5	15	5	
VMC250G1/2-IG	34	203	250	33.5	G1/2"-F	G1/2"-F	25.0	26.5	76.0	13.5	15	7	

選型規則 SELECTION RULES

扁平吸盤（橢圓形）VMLO Flat suction cup (ellipse)

產品特點

- 搬運狹長的工件，如型材、門窗框架等
- 搬運狹長的工件時，橢圓形吸盤比圓形吸盤的吸力更强
  VMLO 100×30 和 VMLO 300×100 型具有長形密封唇，用來
- 搬運非常狹長的工件

适用范围

- 金屬

型號訂購碼

VMLO – 100×30 – NBR

產品系列 VMLO

尺寸 Type

100×30 -(L×W)100×30mm
200×30 -(L×W)200×30mm
300×30 -(L×W)300×30mm
150×55 -(L×W)150×55mm
200×55-(L×W)200×55mm
250×55 -(L×W)250×55mm
300×55-(L×W)300×55mm
300×100-(L×W)300×100mm
370×80 -(L×W)370×80mm

材質和肖氏硬度
Diameter

NBR-丁腈橡膠-55

規格參數 SPECIFICATIONS

配件型號 Part model	吸力/N Suction	內部體積cm³ Internal volume	工件最小曲率半徑（凸形） Min curvature of workpiece(convex)
VMLO 100x30 NBR-50	126	13	25
VMLO 200x30 NBR-50	260	26	30
VMLO 300x30 NBR-55	400	39	30
VMLO 150x55 NBR-50	340	60	75
VMLO 200x55 NBR-50	465	80	50
VMLO 250x55 NBR-50	590	100	50
VMLO 300x55 NBR-50	710	120	50
VMLO 300x100 NBR-50	1250	165	175
VMLO 370x80 NBR-50	1270	240	100

外形尺寸(帶吸盤螺母) OVERALL DIMENSIONS NUT WITH SUCTION CUP

VMLO 100×30 至 200×30和300×30

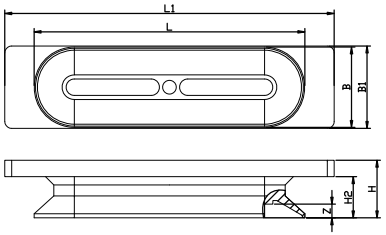

VMLO 150×55 至 200×55，250×55，300×55和370×80

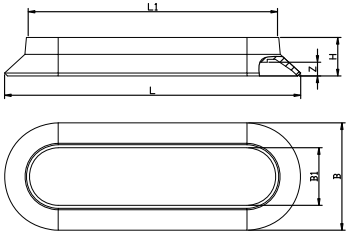

VMLO 300×100

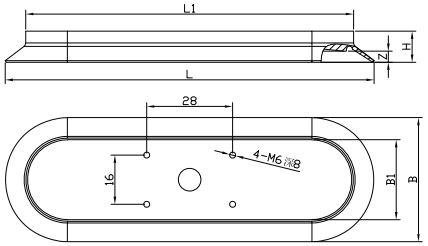

型號 model	尺寸 dimension（mm）							
	B	B1	H	H2	L	L1	Z	價格Price
VMLO 100x30 NBR-50	29	30	20.0	14	99	120	5	
VMLO 200x30 NBR-50	30	30	20.0	14	201	220	5	
VMLO 300x30 NBR-55	30	30	20.0	14	300	320	5	
VMLO 150x55 NBR-50	55	32	19.4		150	125	8	
VMLO 200x55 NBR-50	53	31	22.0		200	178	8	
VMLO 250x55 NBR-50	51	32	22.0		246	225	8	
VMLO 300x55 NBR-50	54	31	21.0		299	274	8	
VMLO 300x100 NBR-50	101	68	25.0		300	267	9	
VMLO 370x80 NBR-50	81	54	26.0		374	347	8	

選型規則 SELECTION RULES

扁平吸盤VMA Flat suction cup

產品特點

- 用于快速搬運金屬薄板(循環周期短)
- 搬運金屬薄板時不會產生凹陷或變形
- 用于汽車行業衝壓生產綫的搬運系統
- 吸盤底部有特殊凹槽結構,可防止油性金屬板在搬運過程中滑動,確保工件在壓機裏精確定位

適用范围

- 金屬

型號訂購碼

VMA – 30 – NBR60 – G1/4-AG

產品系列 VMA

尺寸 Type

30：Φ30mm
40：Φ40mm
50：Φ50mm
60：Φ60mm
80：Φ80mm
100：Φ100mm

材質和肖氏硬度 Diameter

NBR45-丁腈橡膠-45
NBR60-丁腈橡膠-60

連接頭螺紋 Thread

G1/4-AG：G1/4外螺紋
G1/4-IG：G1/4内螺紋
G3/8-IG：G3/8内螺紋
M10-AG：M10外螺紋
M14×1.5-AG 外螺紋
RA 矩形适配器

規格 Model	G1/4-AG	G1/4-IG	G3/8-IG	M10-AG	M14×1.5-AG	RA 矩形适配器
VMA 30	●	●	●	●	●	●
VMA 40	●	●	●	●	●	●
VMA 50	●	●	●	●	●	●
VMA 60	●	●	●	●	●	●
VMA 80	●	●	●	●	●	●
VMA 100	●	●	●	●	●	●

規格參數 SPECIFICATIONS

配件型號 Part model	吸力N Suction	拉脱力N Pull off force	油性表面側向力 Lateral force	内部體積cm³ Internal volume	工件最小曲率半徑（凸形） Min curvature of workpiece(convex)	軟管直徑mm Hose diameter
VMA 30	38	30	28	1.7	40	4
VMA 40	69	52	50	3.8	50	4
VMA 50	100	80	76	7.0	65	4
VMA 60	150	105	85	13.0	75	6
VMA 80	272	205	180	36.0	100	6
VMA 100	430	310	300	58.0	135	6

外形尺寸 OVERALL DIMENSIONS

VMA30至100IG

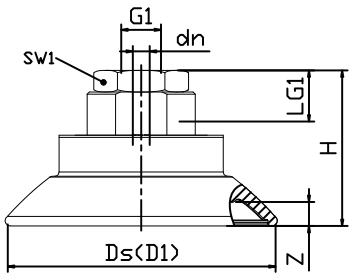

VMA30至100AG

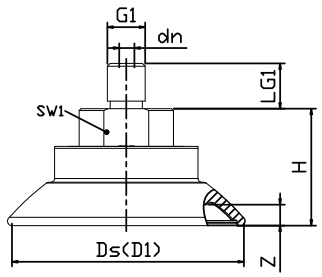

VMA30至100RA（矩形適配器）

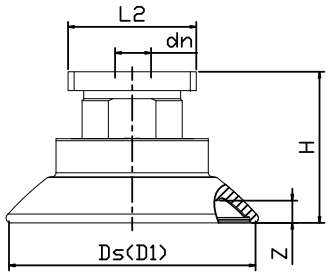

規格參數 SPECIFICATIONS

型號 model	尺寸 dimension（mm）									
	d1	dn	Ds	G1	H	LG1	L2	SW1	Z(行程) Stroke	價格Price
VMA 30G1/4-AG	34	4	32	G1/4"-M	20.0	10		17	3.0	
VMA 30 G1/4-IG	34	4	32	G1/4"-F	20.0	12		17	3.0	
VMA 30 G3/8-IG	34	4	32	G3/8"-F	36.0	9		22	3.0	
VMA 30 M10x1.5-AG	34	4	32	M10x1.5-M	20.0	12		17	3.0	
VMA 30 M14x1.5-AG	34	4	32	M14x1.5-M	22.0	12		17	3.0	
VMA 30 RA	34	4	32		23.2		32		3.0	
VMA40G1/4-AG	46	4	42	G1/4"-M	22.0	10		17	4.0	
VMA 40 G1/4-IG	46	4	42	G1/4"-F	22.0	12		17	4.0	
VMA40 G3/8-IG	46	4	42	G3/8"-F	38.0	9		22	4.0	
VMA 40 M10x1.5-AG	46	4	42	M10x1.5-M	22.0	12		17	4.0	
VMA 40 M14x1.5-AG	46	4	42	M14x1.5-M	22.0	12		17	4.0	
VMA 40 RA	46	4	42		25.0		32		4.0	
VMA 50G1/4-AG	56	6	52	G1/4"-M	28.0	10		22	5.0	
VMA 50 G1/4-IG	56	6	52	G1/4"-F	33.0	15		22	5.0	
VMA 50 G3/8-IG	56	6	52	G3/8"-F	28.0	15		22	5.0	
VMA 50 M10x1.5-AG	56	4	52	M10x1.5-M	28.0	12		22	5.0	
VMA 50 M14x1.5-AG	56	6	52	M14x1.5-M	28.0	12		22	5.0	
VMA 50 RA	56	6	52		27.5		32		5.0	
VMA 60G1/4-AG	67	6	63	G1/4"-M	31.0	10		22	6.0	
VMA 60 G1/4-IG	67	6	63	G1/4"-F	36.0	15		22	6.0	
VMA 60 G3/8-IG	67	6	63	G3/8"-F	31.0	15		22	6.0	
VMA 60 M10x1.5-AG	67	4	63	M10x1.5-M	31.0	12		22	6.0	
VMA 60 M14x1.5-AG	67	6	63	M14x1.5-M	31.0	12		22	6.0	
VMA 60 RA	67	6	63		30.5		32		6.0	
VMA80G1/4-AG	89	6	83	G1/4"-M	35.0	10		22	7.6	
VMA 80 G1/4-IG	89	6	83	G1/4"-F	40.0	20		22	7.6	
VMA 80 G3/8-IG	89	6	83	G3/8"-F	35.0	15		22	7.6	
VMA 80 M10x1.5-AG	89	4	83	M10x1.5-M	35.0	12		22	7.6	
VMA 80 M14x1.5-AG	89	6	83	M14x1.5-M	35.0	12		22	7.6	
VMA 80 RA	89	6	83		34.5		32		7.6	
VMA 100G1/4-AG	110	6	103	G1/4"-M	36.0	10		22	9.5	
VMA 100 G1/4-IG	110	6	103	G1/4"-F	41.0	20		22	9.5	
VMA 100 G3/8-IG	110	6	103	G3/8"-F	36.0	15		22	9.5	
VMA 100 M10x1.5-AG	110	4	103	M10x1.5-M	36.0	12		22	9.5	
VMA 100 M14x1.5-AG	110	6	103	M14x1.5-M	36.0	12		22	9.5	
VMA 100 RA	110	6	103		35.5		32		9.5	

選型規則 SELECTION RULES

扁平吸盤（橢圓形）VMOA Flat suction cup (ellipse)

產品特點

- 用于快速搬運金屬薄板(循環周期短)
- 搬運金屬薄板時不會產生凹陷或變形
- 用于汽車行業衝壓生產綫的自動化搬運系統
- 搬運細長形金屬件，如內飾的金屬薄板和加强筋等
- 吸盤底部有特殊凹槽結構,可防止油性金屬板在搬運過程中滑動,確保工件在壓機裏精確定位
- 搬運表面有輕微曲率的金屬板材部件

适用范围

- 金屬

型號訂購碼

VMOA – 50×16 – NBR60 – G1/4-AG

產品系列 VMOA

尺寸 Type

50×16 – (L×W) 50×16mm
60×23 – (L×W) 60×23mm
90×30 – (L×W) 90×30mm
80×40 – (L×W) 80×40mm
100×50 – (L×W) 100×50mm
120×60 – (L×W) 120×60mm

材質和肖氏硬度 Diameter

NBR45-丁腈橡膠-45
NBR60-丁腈橡膠-60

連接頭螺紋 Thread

G1/4-AG：G1/4外螺紋
G1/4-IG：G1/4内螺紋
G3/8-IG：G3/8内螺紋
M10-AG：M10外螺紋
M14×1.5-AG 外螺紋
RA 矩形适配器

規格 Model	G1/4-AG	G1/4-IG	G3/8-IG	M10-AG	M14×1.5-AG	RA 矩形适配器
VMOA 50×16	●	●	●	●	●	●
VMOA 60×23	●	●	●	●	●	●
VMOA 90×30	●	●	●	●	●	●
VMOA 80×40	●	●	●	●	●	●
VMOA 100×50	●	●	●	●	●	●
VMOA 120×60	●	●	●	●	●	●

規格參數 SPECIFICATIONS

配件型號 Part model	吸力N Suction	側向力N Lateral force	油性表面側向力 Surface lateral force	內部體積cm³ Internal volume	工件最小曲率半徑（凸形） Min curvature of workpiece(convex)	軟管直徑mm Hose diameter
VMOA 50×16	31	24	12	2.0	8	4
VMOA 60×23	57	37	33	3.0	20	4
VMOA 90×30	122	96	64	7.0	40	4
VMOA 80×40	140	110	100	10.7	50	4
VMOA 100×50	217	181	12	20.0	75	6
VMOA 120×60	312	254	170	35.0	75	6

外形尺寸 OVERALL DIMENSIONS

VMOA50×16至120×60IG

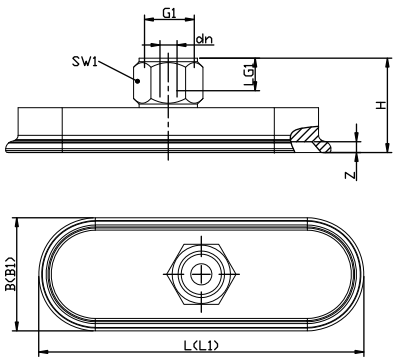

VMOA50×16至120×60AG

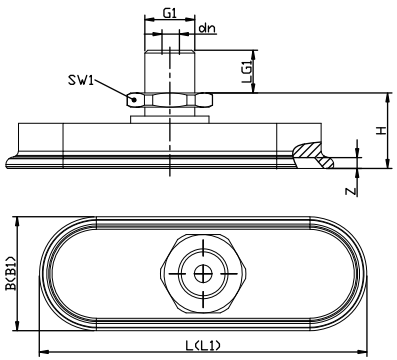

VMOA50×16至120×60RA（矩形適配器）

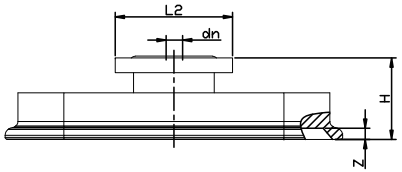

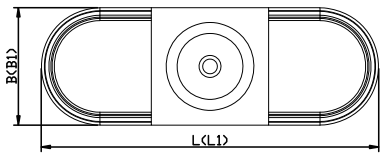

規格參數 SPECIFICATIONS

型號 model	尺寸 dimension（mm）											
	B	B1	dn	G1	H	L	L1	L2	LG1	SW1	Z(行程) Stroke	價格Price
VMOA 50x16 G1/4-AG	16	18	5	G1/4"-M	26	50	51.5		8	17	3	
VMOA 50x16 G1/4-IG	16	18	6	G1/4"-F	33	50	51.5		8	17	3	
VMOA 50×16 G3/8-IG	16	18	6	G3/8"-F	34	50	51.5		9	22	3	
VMOA 50x16 M10x1.5-AG	16	18	4	M10x1.5-M	26	50	51.5		10	16	3	
VMOA 50×16 M14x1.5-AG	16	18	5	M14x1.5-M	28	50	51.5		10	22	3	
VMOA 50x16 RA	16	18	4		29	50	51.5	32			3	
VMOA 60×23 G1/4-AG	23	25	5	G1/4"-M	18	62	64.0		8	17	3	
VMOA 60×23 G1/4-IG	23	25	6	G1/4"-F	26	62	64.0		8	17	3	
VMOA 60×23 G3/8-IG	23	25	6	G3/8"-F	26	62	64.0		9	22	3	
VMOA 60×23 M10x1.5-AG	23	25	4	M10x1.5-M	18	62	64.0		10	16	3	
VMOA 60x23 M14x1.5-AG	23	25	5	M14x1.5-M	20	62	64.0		10	22	3	
VMOA 60×23 RA	23	25	4		21	62	64.0	32			3	
VMOA 90×30 G1/4-AG	32	34	5	G1/4"-M	19	92	94.0		8	17	3	
VMOA 90×30 G1/4-IG	32	34	6	G1/4"-F	26	92	94.0		8	17	3	
VMOA 90×30 G3/8-IG	32	34	6	G3/8"-F	27	92	94.0		9	22	3	
VMOA 90×30 M10×1.5-AG	32	34	4	M10x1.5-M	19	92	94.0		10	16	3	
VMOA 90x30 M14x1.5-AG	32	34	5	M14x1.5-M	21	92	94.0		10	22	3	
VMOA 90x30 RA	32	34	4		22	92	94.0	32			3	
VMOA 80x40 G1/4-AG	40	43	5	G1/4"-M	20	82	85.0		8	17	4	
VMOA 80x40 G1/4-IG	40	43	6	G1/4"-F	28	82	85.0		8	17	4	
VMOA 80×40 G3/8-IG	40	43	6	G3/8"-F	28	82	85.0		9	22	4	
VMOA 80x40 M10x1.5-AG	40	43	4	M10x1.5-M	20	82	85.0		10	16	4	
VMOA 80x40 M14x1.5-AG	40	43	5	M14x1.5-M	22	82	85.0		10	22	4	
VMOA 80x40 RA	40	43	4		23	82	85.0	32			4	
VMOA 100×50 G1/4-AG	50	54	6	G1/4"-M	22	102	106.0		8	17	5	
VMOA 100×50 G1/4-IG	50	54	8	G1/4"-F	30	102	106.0		8	17	5	
VMOA 100×50 G3/8-IG	50	54	8	G3/8"-F	31	102	106.0		9	22	5	
VMOA 100×50 M10×1.5-AG	50	54	4	M10x1.5-M	22	102	106.0		10	16	5	
VMOA 100x50 M14x1.5-AG	50	54	6	M14x1.5-M	24	102	106.0		10	22	5	
VMOA 100×50 RA	50	54	6		25	102	106.0	32			5	
VMOA 120x60 G1/4-AG	60	65	6	G1/4"-M	24	123	128.0		8	17	6	
VMOA 120×60 G1/4-IG	60	65	8	G1/4"-F	32	123	128.0		8	17	6	
VMOA 120×60 G3/8-IG	60	65	8	G3/8"-F	33	123	128.0		9	22	6	
VMOA 120x60 M10x1.5-AG	60	65	4	M10x1.5-M	24	123	128.0		10	16	6	
VMOA 120x60 M14x1.5-AG	60	65	6	M14x1.5-M	26	123	128.0		10	22	6	
VMOA 120x60 RA	60	65	6		27	123	128.0	32			6	

選型規則 SELECTION RULES

波紋吸盤VMAB Corrugated suction cup

產品特點

- 用于快速搬運金屬薄板(循環周期短)
- 搬運金屬薄板時不會產生凹陷或變形
- 波紋形狀與工件適配性好,可搬運預成型的金屬薄板
- 用于汽車行業衝壓生產綫的搬運系統
- 吸盤底部有特殊凹槽結構,可防止油性金屬板在搬運過程中滑動,確保工件在壓機裏精確定位

適用范围

- 金屬

型號訂購碼

VMAB – 30 – NBR60 – G1/4-AG

產品系列 VMA

尺寸 Type

30：Φ30mm
40：Φ40mm
50：Φ50mm
60：Φ60mm
80：Φ80mm
100：Φ100mm

材質和肖氏硬度 Diameter

NBR45-丁腈橡膠-45
NBR60-丁腈橡膠-60

連接頭螺紋 Thread

G1/4-AG：G1/4外螺紋
G1/4-IG：G1/4内螺紋
G3/8-IG：G3/8内螺紋
M10-AG：M10外螺紋
M14×1.5-AG 外螺紋
RA 矩形适配器

規格 Model	G1/4-AG	G1/4-IG	G3/8-IG	M10-AG	M14×1.5-AG	RA 矩形适配器
VMAB 30	●	●	●	●	●	●
VMAB 40	●	●	●	●	●	●
VMAB 50	●	●	●	●	●	●
VMAB 60	●	●	●	●	●	●
VMAB 80	●	●	●	●	●	●
VMAB 100	●	●	●	●	●	●

規格參數 SPECIFICATIONS

配件型號 Part model	吸力N Suction	拉脱力N Pull off force	側向力N Lateral force	油性表面側向力 Surface lateral force	内部體積cm³ Internal volume	工件最小曲率半徑（凸形） Min curvature of workpiece(convex)	軟管直徑mm Hose diameter
VMAB 30	22	33	30	13	5.9	40	4
VMAB 40	38	59	36	33	7.0	40	4
VMAB 50	53	87	55	52	11.5	50	4
VMAB 60	82	130	82	77	24.0	65	6
VMAB 80	135	221	145	140	56.5	75	6
VMAB 100	190	357	220	214	92.5	90	6

外形尺寸 OVERALL DIMENSIONS

VMAB30至100IG

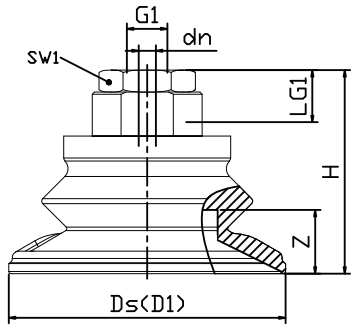

VMAB30至100AG

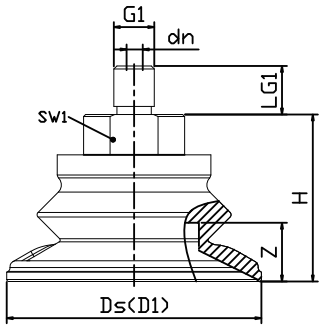

VMAB30至100RA（矩形適配器）

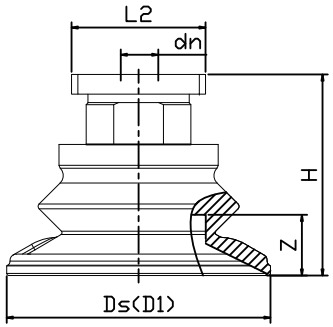

規格參數 SPECIFICATIONS

型號 model	尺寸 dimension (mm)									
	d1	dn	Ds	G1	H	LG1	L2	SW1	Z(行程) Stroke	價格Price
VMAB30NBR-60G1/4-AG	34	4.0	32	G1/4"-M	28.0	10.0		17	9.0	
VMAB 30NBR-60G1/4-IG	34	4.0	32	G1/4"-F	28.0	12.0		17	9.0	
VMAB 30NBR-60G3/8-IG	34	4.0	32	G3/8"-F	44.0	9.5		22	9.0	
VMAB 30NBR-60M10x1.5-AG	34	4.0	32	M10x1.5-M	28.0	12.0		17	9.0	
VMAB 30NBR-60M14X1.5-AG	34	4.0	32	M14x1.5-M	28.0	12.0		17	9.0	
VMAB 30NBR-60 RA	34	4.0	32		31.2		32		9.0	
VMAB 40NBR-60G1/4-AG	45	4.0	42	G1/4"-M	29.0	10.0		17	10.0	
VMAB 40NBR-60G1/4-IG	45	4.0	42	G1/4"-F	29.0	12.0		17	10.0	
VMAB 40NBR-60G3/8-IG	45	4.0	42	G3/8"-F	44.0	9.5		22	10.0	
VMAB 40NBR-60M10x1.5-AG	45	4.0	42	M10x1.5-M	29.0	12.0		17	10.0	
VMAB 40NBR-60M14x1.5-AG	45	4.0	42	M14x1.5-M	29.0	12.0		17	10.0	
VMAB 40NBR-60 RA	45	4.0	42		31.2		32		10.0	
VMAB 50NBR-60G1/4-AG	56	6.0	52	G1/4"-M	37.0	10.0		22	11.5	
VMAB 50NBR-60G1/4-IG	56	6.0	52	G1/4"-F	42.0	20.0		22	11.5	
VMAB 50NBR-60G3/8-IG	56	6.0	52	G3/8"-F	37.0	15.0		22	11.5	
VMAB 50NBR-60M10x1.5-AG	56	4.0	52	M10x1.5-M	37.0	12.0		22	11.5	
VMAB 50NBR-60M14x1.5-AG	56	6.0	52	M14x1.5-M	37.0	12.0		22	11.5	
VMAB 50NBR-60 RA	56	6.0	52		36.5		32		11.5	
VMAB 60NBR-60G1/4-AG	67	6.0	63	G1/4"-M	41.5	10.0		22	14.5	
VMAB 60NBR-60G1/4-IG	67	6.0	63	G1/4"-F	46.5	20.0		22	14.5	
VMAB 60NBR-60G3/8-IG	67	6.0	63	G3/8"-F	41.5	15.0		22	14.5	
VMAB 60NBR-60M10x1.5-AG	67	4.0	63	M10x1.5-M	41.5	12.0		22	14.5	
VMAB 60NBR-60M14x1.5-AG	67	6.0	63	M14x1.5-M	41.5	12.0		22	14.5	
VMAB 60NBR-60 RA	67	6.0	63		41.0		32		14.5	
VMAB 80NBR-60G1/4-AG	89	6.0	83	G1/4"-M	50.0	10.0		22	22.0	
VMAB 80NBR-60G1/4-IG	89	6.0	83	G1/4"-F	55.0	20.0		22	22.0	
VMAB80NBR-60G3/8-IG	89	6.0	83	G3/8"-F	50.0	15.0		22	22.0	
VMAB 80NBR-60M10x1.5-AG	89	4.0	83	M10x1.5-M	50.0	12.0		22	22.0	
VMAB 80NBR-60M14X1.5-AG	89	6.0	83	M14x1.5-M	50.0	12.0		22	22.0	
VMAB 80NBR-60 RA	89	6.0	83		49.5		32		22.0	
VMAB 100NBR-60G1/4-AG	110	6.0	103	G1/4"-M	57.0	10.0		22	26.0	
VMAB100NBR-60G1/4-IG	110	6.0	103	G1/4"-F	62.0	20.0		22	26.0	
VMAB 100NBR-60G3/8-IG	110	6.0	103	G3/8"-F	57.0	15.0		22	26.0	
VMAB 100NBR-60M10x1.5-AG	110	4.0	103	M10x1.5-M	57.0	12.0		22	26.0	
VMAB 100NBR-60M14X1.5-AG	110	6.0	103	M14x1.5-M	57.0	12.0		22	26.0	
VMAB 100 NBR-60 RA	110	6.0	103		56.5		32		26.0	

選型規則 SELECTION RULES

波紋吸盤VMOB（橢圓形） Corrugated suction cup (ellipse)

產品特點

- 快速搬運細長形金屬件,如內飾的金屬薄板和加强筋等
- 搬運金屬薄板時不會產生凹陷或變形
- 用于汽車行業衝壓生產綫的自動化搬運系統
- 吸盤底部有特殊凹槽結構,可防止油性金屬板在搬運過程中滑動,確保工件在壓機裏精確定位

适用范围

- 金屬

型號訂購碼

VMOB – 60×30 – NBR60 – G1/4-AG

產品系列 VMOB

尺寸 Type

60×30 – (L×W) 60×30mm
80×40 – (L×W) 80×40mm
110×55 – (L×W) 110×55mm

材質和肖氏硬度 Diameter

NBR60-丁腈橡膠-60

連接頭螺紋 Thread

G1/4-AG：G1/4外螺紋
G1/4-IG：G1/4内螺紋
G3/8-IG：G3/8内螺紋
M10-AG：M10外螺紋
M14×1.5-AG 外螺紋
RA 矩形适配器

規格 Model	G1/4-AG	G1/4-IG	G3/8-IG	M10-AG	M14×1.5-AG	RA 矩形适配器
VMOB 60×30	●	●	●	●	●	●
VMOB 80×40	●	●	●	●	●	●
VMOB 110×55	●	●	●	●	●	●

規格參數 SPECIFICATIONS

配件型號 Part model	吸力N Suction	拉脫力N Pull off force	側向力N Lateral force	油性表面側向力 Surface lateral force	內部體積cm³ Internal volume	工件最小曲率半徑（凸形） Min curvature of workpiece(convex)	軟管直徑mm Hose diameter
VMOB 60x30	38	55	57	52	9.6	30	4
VMOB 80x40	65	100	100	95	20.6	40	6
VMOB 110x55	110	185	180	161	50.8	50	6

外形尺寸 OVERALL DIMENSIONS

VMOB 60×30 至 110×55 IG

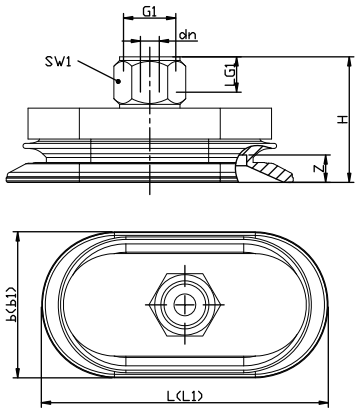

VMOB 60×30 至 110×55AG

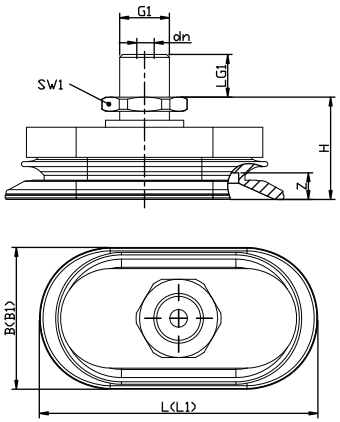

VMOB 60×30 至 110×55 RA（矩形適配器）

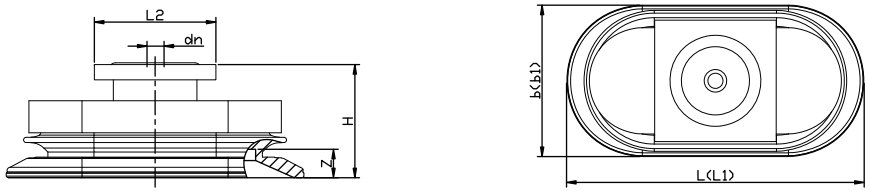

規格參數 SPECIFICATIONS

型號 model	尺寸 dimension（mm）											
	B	B1	dn	G1	H	L	L1	L2	LG1	SW1	Z(行程) Stroke	價格Price
VMOB 60x30 NBR-60G1/4-AG	32	33	5	G1/4"-M	27.0	62	63		8	17	7	
VMOB 60x30 NBR-60G1/4-IG	32	33	6	G1/4"-F	34.5	62	63		8	17	7	
VMOB 60x30 NBR-60G3/8-IG	32	33	6	G3/8"-F	35.0	62	63		9	22	7	
VMOB 60x30 NBR-60M10x1.5-AG	32	33	4	M10x1.5-M	27.0	62	63		10	16	7	
VMOB 60x30 NBR-60M14x1.5-AG	32	33	5	M14x1.5-M	29.0	62	63		10	22	7	
VMOB 60x30 NBR-60RA	32	33	4		30.0	62	63	32			7	
VMOB 80x40 NBR-60G1/4-AG	42	43	5	G1/4"-M	29.7	82	83		8	17	9	
VMOB 80x40 NBR-60G1/4-IG	42	43	6	G1/4"-F	37.2	82	83		8	17	9	
VMOB 80x40 NBR-60G3/8-IG	42	43	6	G3/8"-F	37.7	82	83		9	22	9	
VMOB 80x40 NBR-60M10x1.5-AG	42	43	4	M10x1.5-M	29.7	82	83		10	16	9	
VMOB 80x40 NBR-60M14x1.5-AG	42	43	5	M14x1.5-M	31.7	82	83		10	22	9	
VMOB 80x40 NBR-60RA	42	43	4		32.7	82	83	32			9	
VMOB 110x55 NBR-60G1/4-AG	57	59	6	G1/4"-M	35.5	112	114		8	17	13	
VMOB110x55 NBR-60G1/4-IG	57	59	8	G1/4"-F	43.0	112	114		8	17	13	
VMOB 110x55 NBR-60G3/8-IG	57	59	8	G3/8"-F	43.5	112	114		9	22	13	
VMOB 110x55 NBR-60M10x1.5-AG	57	59	4	M10x1.5-M	35.5	112	114		10	16	13	
VMOB 110x55 NBR-60M14x1.5-AG	57	59	6	M14x1.5-M	37.5	112	114		10	22	13	
VMOB 110x55 NBR-60RA	57	59	6		38.5	112	114	32			13	

選型規則 SELECTION RULES

扁平吸盤VMF Flat suction cup

產品特點

- 圓形扁平吸盤適用于紙箱搬運及包裝機械
- 適用于從頂面或側面搬運紙箱及硬紙質包裝
- 適用于碼垛及拆垛
- 吸盤堅固耐磨，密封性能卓越，適用于高負荷場合

適用范围

- 包裝

型號訂購碼

VMF – 20 – TPE – G1/8-AG

產品系列 VMF

尺寸 Type

20：Φ20mm
30：Φ30mm
40：Φ40mm
50：Φ50mm

材質和肖氏硬度 Diameter

TPE-高耐磨材質-70

連接頭螺紋 Thread

無記號：不帶螺母吸盤
G1/8-AG：G1/8外螺紋
G1/8-IG：G1/8内螺紋
G1/4-AG：G1/4外螺紋
G1/4-IG：G1/4内螺紋

規格 Model	G1/8-AG	G1/8-IG	G1/4-AG	G1/4-IG
VMF 20	●	●		
VMF 30	●	●		
VMF 40			●	●
VMF 50			●	●

配件型號 Part model	型號規格 Specification		适合吸盘 Suitable for suction cups
	AG-外螺紋External thread	IG-内螺紋Internal thread	
吸盤接頭 Suction cup connector	SC 040 G1/8-AG	SC 040 G1/8-IG	VMF 20、30
	SC 050 G1/4-AG	SC 050 G1/4-IG	VMF 40、50
過濾片 Filter	GL-11		VMF 20、30
	GL-18		VMF 40、50

規格參數 SPECIFICATIONS

配件型號 Part model	吸力N Suction	拉脫力N Pulloff force	側向力N lateral force	内部體積cm³ Internal volume	工件最小曲率半徑（凸形） Min curvature of workpiece(convex)	軟管直徑mm Hose diameter	連接部件 Connecting
VMF-20 TPE-70 SC040	16.0	19.2	10.5	1.0	25	4	040
VMF-30 TPE-70 SC040	29.5	35.3	22.5	2.3	45	6	040
VMF-40 TPE-70 SC050	49.5	62.5	25.0	5.1	75	6	050
VMF-50 TPE-70 SC050	74.2	87.4	44.0	7.9	100	6	050

外形尺寸(帶吸盤螺母) OVERALL DIMENSIONS NUT WITH SUCTION CUP

VMF 20...30 AG

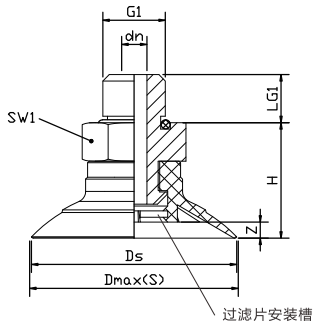

VMF 20...30 IG

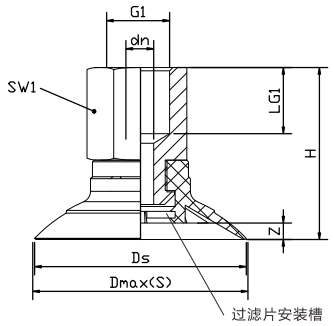

VMF 40...50 AG

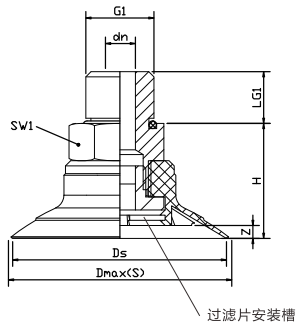

VMF 40...50 IG

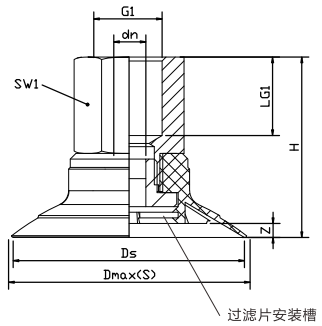

規格參數 SPECIFICATIONS

型號 model	尺寸 dimension (mm)								
	dn	Ds	Dmax(S)	G1	H	LG1	SW1	Z(行程) Stroke	價格Price
VMF 20 TPE-70 G1/8-AG	4.1	21.4	23.3	G1/8"-M	17	7.5	14	2	
VMF 20 TPE-70 G1/8-IG	4.1	21.4	23.3	G1/8"-F	25	8.0	14	2	
VMF 30 TPE-70 G1/8-AG	4.1	31.4	33.6	G1/8"-M	18	7.5	14	2.5	
VMF 30 TPE-70 G1/8-IG	4.1	31.4	33.6	G1/8"-F	26	8.0	14	2.5	
VMF 40 TPE-70 G1/4-AG	6.1	41.4	43.7	G1/4"-M	22	10.0	17	2.5	
VMF 40 TPE-70 G1/4-IG	6.1	41.4	43.7	G1/4"-F	32	12.0	17	2.5	
VMF 50 TPE-70 G1/4-AG	6.1	51.4	53.9	G1/4"-M	23	10.0	17	3.5	
VMF 50 TPE-70 G1/4-IG	6.1	51.4	53.9	G1/4"-F	33	12.0	17	3.5	

外形尺寸 OVERALL DIMENSIONS

連接部件SC 040 G1/8-M,適用于 VMF-20...30

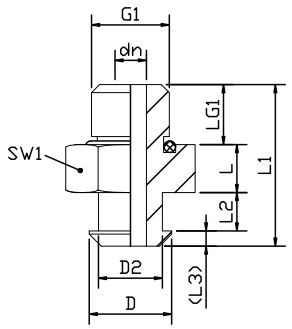

連接部件SC 040 G1/8-F,適用于 VMF-20...30

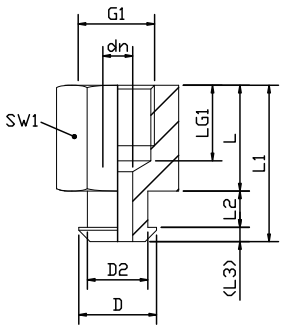

連接部件SC 050 G1/4-M,適用于 VMF-40...50

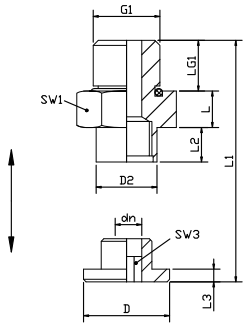

連接部件SC 050 G1/4-F,適用于 VMF-40...50

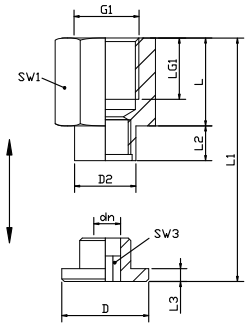

規格參數 SPECIFICATIONS

型號 model	尺寸 dimension (mm)											
	D	D2	dn	G1	L	L1	L2	L3	LG1	SW1	SW2	價格Price
SC 040 G1/8-AG	10.3	8	4	G1/8"-M	6.0	25.2	4.8	1.9	7.5	14	4	
SC 040 G1/8-IG	10.3	8	4	G1/8"-F	14.0	20.7	4.8	1.9	8.0	14	4	
SC 050 G1/4-AG	17.0	12	6	G1/4"-M	7.2	26.5	6.8	2.5	10.0	17	6	
SC 050 G1/4-IG	17.0	12	6	G1/4"-F	17.2	26.5	6.8	2.5	12.0	17	6	

外形尺寸 OVERALL DIMENSIONS

VMF20...30

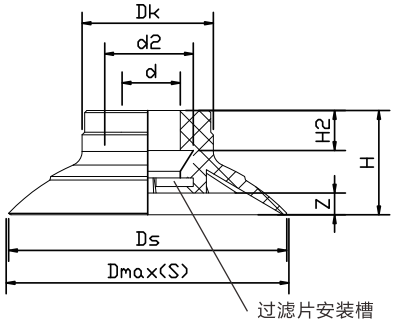

VMF40...50

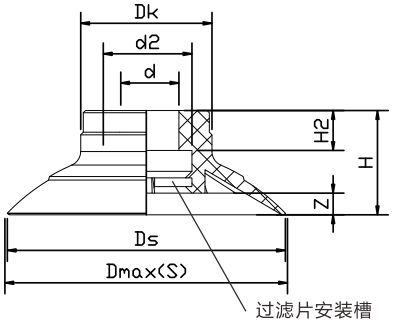

型號 model	尺寸 dimension (mm)								
	dn	d1	Dk	Ds	Dmax(S)	H	H2	Z(行程) Stroke	價格Price
VMF 20 TPE-70 SC040	7.5	10.5	15.1	21.4	23.3	11	4.6	2	
VMF 30 TPE-70 SC040	7.5	10.5	15.1	31.4	33.6	12	4.6	2.5	
VMF 40 TPE-70 SC050	11	17.5	21.6	41.4	43.7	15	7	2.5	
VMF 50 TPE-70 SC050	11	17.5	21.6	51.4	53.9	16	7	3.5	

選型規則 SELECTION RULES

波紋吸盤VMB Corrugated suction cup

產品特點

- 圓形扁平吸盤適用于紙箱搬運及包裝機械
- 適用于從頂面或側面搬運紙箱及硬紙質包裝
- 適用于碼垛及拆垛
- 吸盤堅固耐磨，密封性能卓越，適用于高負荷場合

适用范围

- 包裝

型號訂購碼

VMB – 20 – TPE – G1/8-AG

產品系列 VMB

尺寸 Type

20：Φ20mm
30：Φ30mm
40：Φ40mm
50：Φ50mm

材質和肖氏硬度 Diameter

TPE-高耐磨材質-70

連接頭螺紋 Thread

無記號：不帶螺母吸盤
G1/8-AG：G1/8外螺紋
G1/8-IG：G1/8内螺紋
G1/4-AG：G1/4外螺紋
G1/4-IG：G1/4内螺紋

規格 Model	G1/8-AG	G1/8-IG	G1/4-AG	G1/4-IG
VMB 20	●	●		
VMB 30	●	●		
VMB 40			●	●
VMB 50			●	●

配件型號 Part model	型號規格 Specification		适合吸盘 Suitable for suction cups
	AG-外螺紋External thread	IG-内螺紋Internal thread	
吸盤接頭 Suction cup connector	SC 040 G1/8-AG	SC 040 G1/8-IG	VMB 20、30
	SC 050 G1/4-AG	SC 050 G1/4-IG	VMB 40、50
過濾片 Filter	GL-11		VMB 20、30
	GL-18		VMB 40、50

規格參數 SPECIFICATIONS

配件型號 Part model	吸力N Suction	拉脱力N Pulloff force	側向力N lateral force	内部體積cm³ Internal volume	工件最小曲率半徑（凸形） Min curvature of workpiece(convex)	軟管直徑mm Hose diameter	連接部件 Connecting
VMB-20 TPE-70	9.9	16.2	9.8	2.9	20	4	040
VMB-30 TPE-70	20.7	30.6	15.5	7.8	35	6	040
VMB-40 TPE-70	35.9	16.8	24.8	18.4	70	6	050
VMB-50 TPE-70	54.7	72.7	31.2	30.3	100	6	050

外形尺寸(帶吸盤螺母) OVERALL DIMENSIONS NUT WITH SUCTION CUP

VMB 20...30 AG

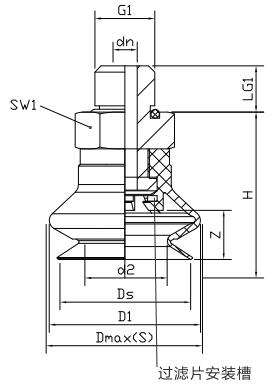

VMB 20...30 IG

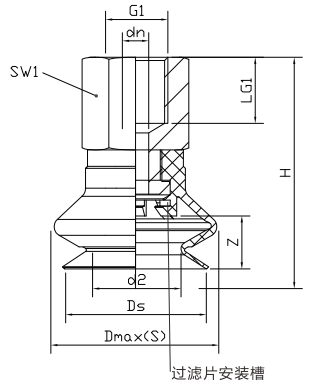

型號 model	尺寸 dimension（mm）									
	dn	d2	Dmax(S)	Ds	G1	H	LG1	SW1	Z(行程) Stroke	價格Price
VMB 20 TPE-70 G1/8-AG	4.1	13.8	26.3	21.4	G1/8-M	24	7.5	14	8	
VMB 20 TPE-70 G1/8-IG	4.1	13.8	26.3	21.4	G1/8-F	32	8	14	8	
VMB 30 TPE-70 G1/8-AG	4.1	20	36.7	31.4	G1/8-M	29	7.5	14	13	
VMB 30 TPE-70 G1/8-IG	4.1	20	36.7	31.4	G1/8-F	37	8	14	13	
VMB 40 TPE-70 G1/4-AG	6.1	26.1	48	41.4	G1/4-M	37	10	17	18	
VMB 40 TPE-70 G1/4-IG	6.1	26.1	48	41.4	G1/4-F	47	12	17	18	
VMB 50 TPE-70 G1/4-AG	6.1	32.3	58.4	51.4	G1/4-M	39	10	17	18	
VMB 50 TPE-70 G1/4-IG	6.1	32.3	58.4	51.4	G1/4-F	49	12	17	18	

外形尺寸(帶吸盤螺母) OVERALL DIMENSIONS NUT WITH SUCTION CUP

連接部件SC 030/040...AG,適用于 VMB-20...30

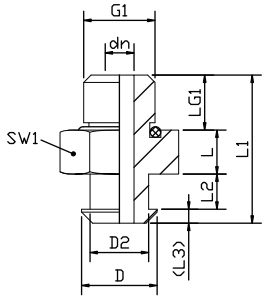

連接部件SC 040 G1/8-F,適用于 VMB-20...30

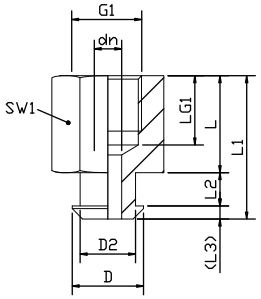

連接部件SC 050 G1/4-M,適用于 VMB-40...50

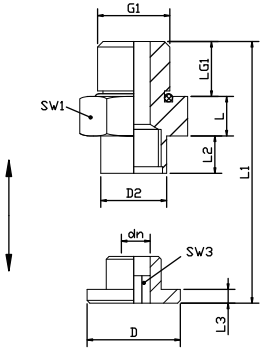

連接部件SC 050 G1/4-F ,適用于 VMB-40...50

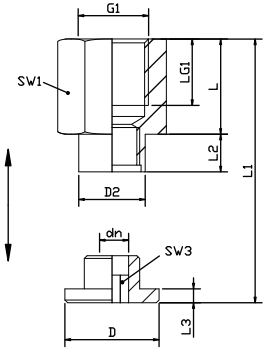

型號 model	尺寸 dimension (mm)											
	D	D2	dn	G1	L	L1	L2	L3	LG1	SW1	SW2	價格Price
SC 030 M5-AG	7.2	6	2	M5-M	5.0	16.8	4.3	1.5	6.0	8	3	
SC 040 G1/8-AG	10.3	8	4	G1/8"-M	6.0	25.2	4.8	1.9	7.5	14	4	
SC 040 G1/8-IG	10.3	8	4	G1/8"-F	14.0	20.7	4.8	1.9	8.0	14	4	
SC 050 G1/4-AG	17.0	12	6	G1/4"-M	7.2	26.5	6.8	2.5	10.0	17	6	
SC 050 G1/4-IG	17.0	12	6	G1/4"-F	17.2	26.5	6.8	2.5	12.0	17	6	

外形尺寸 OVERALL DIMENSIONS

VMB 20...50

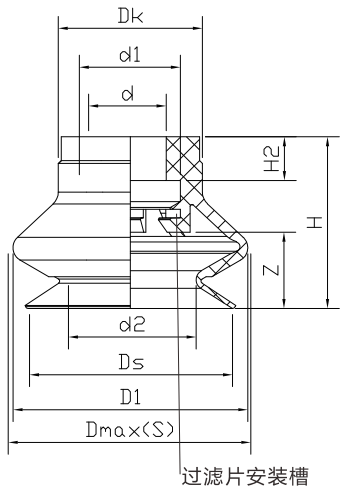

型號 model	尺寸 dimension (mm)										
	dn	d1	D1	DK	d2	Ds	D1(S)	H	H2	Z(行程) Stroke	價格Price
VMB-20 TPE-70	7.5	10.5	24.6	15.1	13.8	21.4	26.3	18	4.6	7	
VMB-30 TPE-70	7.5	10.5	34.2	15.1	20.0	31.4	36.7	23	4.6	9	
VMB-40 TPE-70	11.0	17.5	44.6	21.6	26.1	41.4	48.0	30	7.0	12	
VMB-50 TPE-70	11.0	17.5	55.2	21.6	32.3	51.4	58.4	32	7.0	14	

選型規則 SELECTION RULES

真空吸盤VME Vacuum suction cup

產品特點

- 用于搬運表面不平坦，非常粗糙的工件；鋸開的、套筒捶打的或燃燒的大理石；有紋理的、防滑或成型的金屬板；條紋有機玻璃、水泥制品，帶有紋理的花園瓷磚等

適用范围

- 包裝

型號訂購碼

VME – 40 – G – G1/4-IG

產品系列 VME

尺寸 Type

40：Φ40mm
64：Φ64mm
92：Φ92mm
127：Φ127mm
180：Φ180mm

材質 Diameter

G-GERANIUM
E-EPDM

連接頭螺紋 Thread

G1/4-IG：G1/4内螺紋
G3/8-IG：G3/8内螺紋

規格 Model	G1/4-IG	G3/8-IG
VME 40	●	
VME 64	●	
VME 92		●
VME 127		●
VME 180		●

配件型號 Part model	材質Material		适合吸盘 Suitable for suction cups
	G-GERANIUM	E-EPDM	
吸盤海綿 Suction sponge	VME 40 G	VME 40 E	VME 40
	VME 64 G	VME 64 E	VME 64
	VME 92 G	VME 92 E	VME 92
	VME 127 G	VME 127 E	VME 127
	VME 180 G	VME 180 E	VME 180

規格參數 SPECIFICATIONS

配件型號 Part model	吸力N Suction	内部體積cm³ Internal volume	工作溫度℃ working temperature
VME 40 G1/4	7.8	4.7	-40至80
VME 64 G1/4	35	18.8	-40至80
VME 92 G3/8	85	48.2	-40至80
VME 127 G3/8	175	99.6	-40至80
VME 180 G3/8	385	230.7	-40至80

外形尺寸(帶吸盤螺母) OVERALL DIMENSIONS NUT WITH SUCTION CUP

VME 40

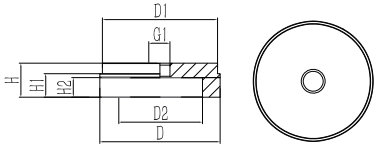

VME 64至92

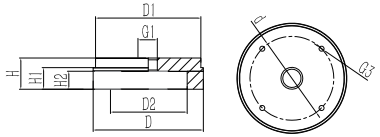

VME 127至180

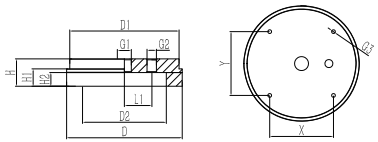

型號 model	尺寸 dimension（mm）												
	D	D1	D2	H	H1	L1	G1	G2	G3	d	X	Y	價格Price
VME 40 G1/4	40		20	25		G1/4							
VME 64 G1/4	64	60	40	25	18	G1/4		M5	50				
VME 92 G3/8	92	88	64	26	18	G3/8		M5	70				
VME 127 G3/8	127	120	92	30 30	19	G3/8	G1/8	M5		70	70		
VME 180 G3/8	180	160	140	27 60	20	G3/8	G1/8	M5		80	80		

選型規則 SELECTION RULES

真空吸盤VMES Vacuum suction cup

產品特點

- 用于抓取紙或塑料的袋子，包裝和柔性容器包含粉末、顆粒狀產品、鬆散或液體產品

适用范围

- 包裝

型號訂購碼

VMES – 120×60 – G – G3/8-IG

產品系列 VMES

尺寸 Type

120×60（L×W) 120×60mm
160×90（L×W) 160×90mm
210×95（L×W) 210×95mm
200×150（L×W) 200×150mm
300×200（L×W) 300×200mm
400×300－（L×W) 400×300mm

材質 Diameter

G-GERANIUM
E-EPDM

連接頭螺紋 Thread

G3/8-IG：G3/8内螺紋
G1/2-IG：G1/2内螺紋
G1-IG：G1内螺紋
G2-IG：G2内螺紋

規格 Model	G3/8-IG	G1/2-IG	G1-IG	G2-IG
VMES 160×90	●			
VMES 210×95		●		
VMES 200×150		●		
VMES 300×200			●	
VMES 120×60			●	
VMES 400×300				●

配件型號 Part model	材質Material		适合吸盘 Suitable for suction cups
	G-GERANIUM	E-EPDM	
吸盤海綿 Suction sponge	VMES 120×60G	VMES 120×60E	VMES 120×60
	VMES 160×90G	VMES 160×90E	VMES 160×90
	VMES 210×95G	VMES 210×95E	VMES 210×95
	VMES 200×150G	VMES 200×150E	VMES 200×150
	VMES 300×200G	VMES 300×200E	VMES 300×200
	VMES 400×300G	VMES400×300E	VMES 400×300

規格參數 SPECIFICATIONS

配件型號 Part model	吸力N Suction	重量Kg Weighte	工作溫度℃ working temperature
VMES 120×90 G3/8	94	0.36	-40至80
VMES 160×90 G1/2	179	0.63	-40至80
VMES 210×95 G1/2	274	0.80	-40至80
VMES 200×150 G1	438	1.10	-40至80
VMES 300×200 G1	825	2.24	-40至80
VMES 400×300 G2	1744	3.85	-40至80

外形尺寸(帶吸盤螺母) OVERALL DIMENSIONS NUT WITH SUCTION CUP

VMES 120×60 至 210×95

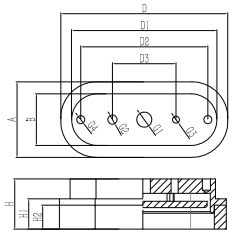

VMES 200×150 至 300×200

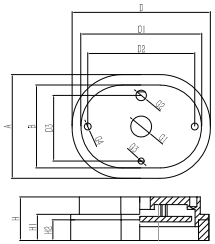

VMES 400×300

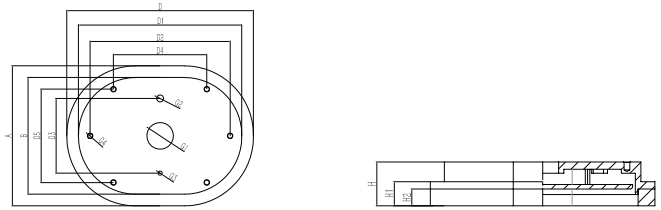

型號 model	尺寸 dimension（mm）														
	D	D1	D2	D3	D4	D5	A	B	H	H1	H2	G1	G2	G3	G4
VMES 120×90 G3/8	120	111	100				60	40	49	20	15	G3/8			M8
VMES 160×90 G1/2	160	145	130	80			90	60	63	38	30	G1/2	G1/4	G1/8	M12
VMES 210×95 G1/2	210	185	160	80			95	60	63	38	30	G1/2	G1/4	G1/8	M12
VMES 200×150 G1	200	175	160	95			150	120	63	38	30	G1	G3/8	G1/8	M12
VMES 300×200 G1	300	250	200	115			200	150	78	38	30	G1	G3/8	G1/8	M12
VMES 400×300 G2	400	350	300	160	200	200	300	250	78	38	30	G2	G3/8	G1/8	M12

選型規則 SELECTION RULES

扁平吸盤VMXD Flat suction cup

產品特點

- 圓形扁平吸盤吸取木質薄板、太陽能硅片和電池片
- 搬運各種包裝材料,如:塑料薄膜,紙張,吸塑包裝
- 輕柔吸取塑料薄膜和紙張

適用范围

- 金屬

型號訂購碼

VMXD – 15 – NBR – M5-AG

產品系列 VVMXD

尺寸 Type

15：Φ15mm
20：Φ20mm
24：Φ24mm
30：Φ3mm
34：Φ34mm
40：Φ40mm

材質和肖氏硬度 Diameter

HT1-耐高温-60
SI-硅橡膠-55

連接頭螺紋 Thread

無記號：不帶螺母吸盤
M5-AG:M5外螺紋
G1/8-AG：G1/8外螺紋
G1/8-IG：G1/8内螺紋
G1/4-AG：G1/4内螺紋
G1/4-IG：G1/4内螺紋

規格 Model	M5-AG	G1/8-AG	G1/8-IG	G1/4-AG	G1/4-IG
VMXD 15	●	●	●		
VMXD 20	●	●	●		
VMXD 24	●	●	●		
VMXD 30				●	●
VMXD 34				●	●
VMXD 40		●		●	●

規格參數 SPECIFICATIONS

配件型號 Part model	型號規格Specification		适合吸盘 Suitable for suction cups
	AG-外螺紋External thread	IG-内螺紋Internal thread	
吸盤接頭 Suction cup connector	S016 M5-AG	S016G1/8-1G	VMXD15、20、24
	S018G1/8-AG	S016G1/8-IG	VMXD15、20、24
	S033 G1/4-AG	S033G1/4-IG	VMXD30、34、40
	S018G1/8-AG	S033G1/4-IG	VMXD40

外形尺寸 OVERALL DIMENSIONS

VMXD15至40

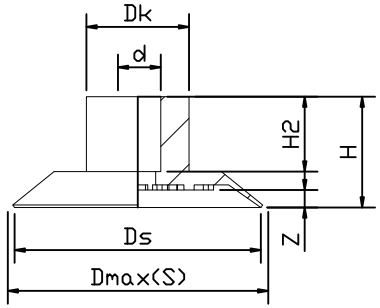

型號 model	尺寸 dimension（mm）							
	d	d2	DK	Ds	H	H2	Z(行程) Stroke	價格Price
VMXD 15	4.5	3.5	9.0	14.5	10.0	7.2	0.9	
VMXD 20	4.5	3.5	10.5	20.9	10.4	7.1	1.5	
VMXD 24	4.5	3.5	10.0	24.4	10.8	7.3	1.7	
VMXD 30	11.2	6.6	15.6	30.6	22.2	15.7	2.0	
VMXD 34	11.2	5.8	14.8	34.5	23.0	16.8	1.4	
VMXD 40	8.0	5.0	16.0	40.5	20.6	14.5	2.3	

外形尺寸 OVERALL DIMENSIONS

VMXD15至40IG

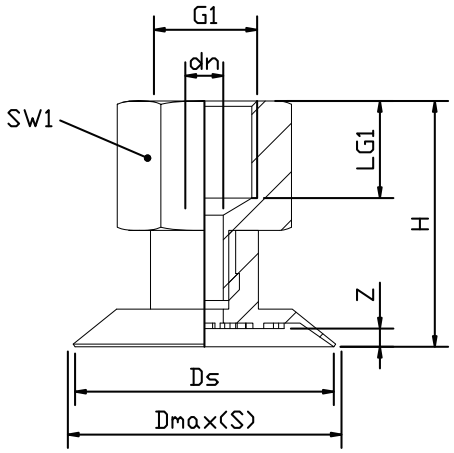

VMXD15至40AG

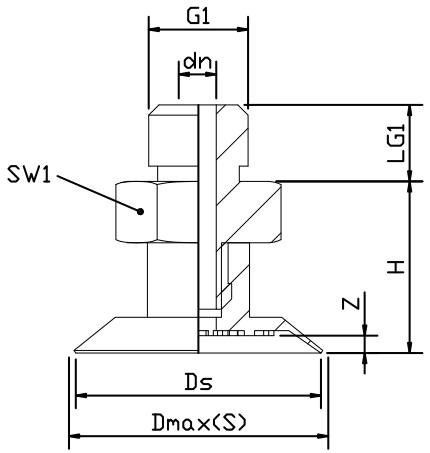

規格參數 SPECIFICATIONS

配件型號 Part model	吸力N Suction	內部體積cm³ Internal volume	軟管直徑mm Hose diameter	連接部件 Connecting parts
VMXD 15	5.5	0.12	2	S016
VMXD 20	8.5	0.31	2	S016
VMXD 24	11.0	0.70	4	S016
VMXD 30	19.0	1.50	4	S033
VMXD 34	25.0	2.10	4	S033
VMXD 40	33.0	2.90	4	S035

型號 model	尺寸 dimension（mm）							
	dn	Ds	G1	H	LG1	SW1	Z(行程) Stroke	價格Price
VMXD15M5-AG	2.5	14.5	M5-M	15.0	5.0	7	0.9	
VMXD15G1/8-AG	3.5	14.5	G1/8"-M	16.0	7.5	14	0.9	
VMXD15G1/8-IG	3.5	14.5	G1/8"-F	22.0	8.0	14	0.9	
VMXD20M5-AG	2.5	20.9	M5-M	15.4	5.0	7	1.5	
VMXD20 G1/8-AG	3.5	20.9	G1/8"-M	16.4	7.5	14	1.5	
VMXD20G1/8-IG	3.5	20.9	G1/8"-F	22.4	8.0	14	1.5	
VMXD 24M5-AG	2.5	24.4	M5-M	15.8	5.0	7	1.7	
VMXD24G1/8-AG	3.5	24.4	G1/8"-M	16.8	7.5	14	1.7	
VMXD 24G1/8-IG	3.5	24.4	G1/8"-F	22.8	8.0	14	1.7	
VMXD30G1/4-AG	5.5	30.6	G1/4"-M	27.2	10.0	17	2.0	
VMXD30G1/4-IG	5.5	30.6	G1/4"-F	37.2	12.0	17	2.0	
VMXD34G1/4-AG	5.5	34.5	G1/4"-M	28.0	10.0	17	1.4	
VMXD34G1/4-IG	5.5	34.5	G1/4"-F	38.0	12.0	17	1.4	
VMXD40G1/8-AG	5.0	40.5	G1/8"-M	25.6	9.0	17	2.3	
VMXD40G1/4-AG	5.5	40.5	G1/4"-M	25.6	10.0	17	2.3	
VMXD40G1/4-IG	5.5	40.5	G1/4"-F	35.6	12.0	17	2.3	

選型規則 SELECTION RULES

高温吸盤VHMF High temperature suction cup

產品特點
- 搬運熱成型金屬板，耐高温至250℃（快節拍）
- 熱成型後，工件下料使用
- 搬運金屬薄板，工件無變形
- 例如在汽車工業熱成型衝壓綫使用

適用範圍
- 高温

型號訂購碼

VHMF – 30 – HT2 – G1/4-AG

產品系列 VHMF

尺寸 Type
- 30：Φ30mm
- 40：Φ40mm
- 50：Φ50mm
- 60：Φ60mm

材質和肖氏硬度 Diameter
- HT2-耐高温-65

連接頭螺紋 Thread
- G 3/8-IG：G3/8内螺紋
- G1/4-IG：G1/4内螺紋
- G1/2-IG：G1/2内螺紋

規格 Model	G3/8-IG	G1/4-IG	G1/2-IG
VHMF 30	●	●	●
VHMF 40	●	●	●
VHMF 50	●	●	●
VHMF 60	●	●	●

規格參數 SPECIFICATIONS

配件型號 Part model	吸力N Suction	横向力N Cross force	内部體積cm^3 Internal volume	工件最小曲率半徑（凸形） Min curvature of workpiece(convex)	軟管直徑mm Hose diameter
VHMF 30 HT2-65	38	29	1.7	40	4
VHMF 40 HT2-65	69	51	3.8	50	4
VHMF 50 HT2-65	100	78	7.0	65	4
VHMF 60 HT2-65	150	102	13.0	75	6

外形尺寸(帶吸盤螺母) OVERALL DIMENSIONS NUT WITH SUCTION CUP

VHMF HT2 30至60 IG

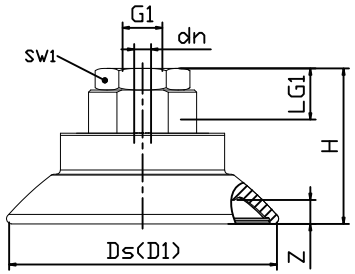

GVHMF HT2 30至60 AG

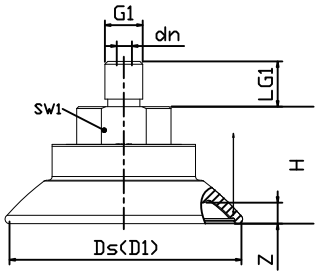

型號 model	尺寸 dimension（mm）								
	Dmax（s）	dn	Ds	G1	H	LG1	SW1	Z(行程) Stroke	價格Price
VHMF30HT2-65 G1/4-AG	34	4	31	G1/4"-M	20	10	17	3	
VHMF30HT2-65 G1/4-IG	34	4	31	G1/4"-F	20	12	17	3	
VHMF30HT2-65 G3/8-IG	34	4	31	G3/8"-F	36	9	22	3	
VHMF40HT2-65 G1/4-AG	46	4	41	G1/4"-M	22	10	17	4	
VHMF40HT2-65 G1/4-IG	46	4	41	G1/4"-F	22	12	17	4	
VHMF40HT2-65 G3/8-IG	46	4	41	G3/8"-F	38	9	22	4	
VHMF50HT2-65 G1/4-AG	56	6	50	G1/4"-M	28	10	22	5	
VHMF50HT2-65 G1/4-IG	56	6	50	G1/4"-F	33	15	22	5	
VHMF50HT2-65 G3/8-IG	56	6	50	G3/8"-F	28	15	22	5	
VHMF60HT2-65 G1/4-AG	67	6	61	G1/4"-M	31	10	22	6	
VHMF60HT2-65 G1/4-IG	67	6	61	G1/4"-F	36	15	22	6	
VHMF60HT2-65 G3/8-IG	67	6	61	G3/8"-F	31	15	22	6	

選型規則 SELECTION RULES

波紋吸盤VHMB Corrugated sucker

產品特點

- 圓形1.5折波紋吸盤,用于搬運平面及曲面工件或熱成型板材，VHMB HT1耐高温至170℃，VHMB HT2 耐高温至250℃
- 適用于自動化生產綫,搬運預成型鋼板，波紋可完美貼合工件曲面
- 搬運過程定位準確,鋼板熱成型後下料抓取
- 搬運薄鋁板，工件無變形，無表面損傷
- 在有粉塵及潮濕環境下提供極高的横向力抓取力

适用范围

- 高温

型號訂購碼

VHMB – 30 – HT1 – G1/4-AG

產品系列 VHMB

尺寸 Type

30：Φ30mm
40：Φ40mm
50：Φ50mm
60：Φ60mm
80：Φ80mm
100：Φ100mm

材質和肖氏硬度 Diameter

HT1-耐高温-60
HT2-耐高温-65

連接頭螺紋 Thread

G3/8-AG : G3/8 外螺纹
G3/8-IG : G3/8 内螺纹
G1/4-AG :G1/4 外螺纹
G1/4-IG - G1/4 内螺纹
RA 矩形适配器

規格 Model	G3/8-AG	G3/8-IG	G1/4-AG	G1/4-IG	RA 矩形适配器
VHMB 30 HT1	●	●	●	●	●
VHMB 40 HT1	●	●	●	●	●
VHMB 50 HT1	●	●	●	●	●
VHMB 60 HT1	●	●	●	●	●
VHMB 80 HT1	●	●	●	●	●
VHMB 100 HT1	●	●	●	●	●
VHMB 30 HT2		●	●	●	
VHMB 40 HT2		●	●	●	
VHMB 50 HT2		●	●	●	
VHMB 60 HT2		●	●	●	
VHMB 80 HT2		●	●	●	
VHMB 100 HT2		●	●	●	

規格參數 SPECIFICATIONS

配件型號 Part model	吸力Ds/N Suction	拉脱力N Pull off force	横向力d2/N Cross force	内部體積cm³ Internal volume	工件最小曲率半徑（凸形） Min curvature of workpiece(convex)	軟管直徑mm Hose diameter
VHMB 30 HT1	22	33	30	5.9	40	4
VHMB 40 HT1	38	59	36	7.0	40	4
VHMB 50 HT1	53	87	55	11.5	50	4
VHMB 60 HT1	82	130	82	24.0	65	6
VHMB 80 HT1	135	221	145	56.5	75	6
VHMB 100 HT1	190	357	220	92.5	90	6
VHMB 30 HT2	22	33	29	5.6	40	4
VHMB 40 HT2	38	59	34	7.0	40	4
VHMB 50 HT2	53	91	102	18.9	25	6
VHMB 60 HT2	82	136	126	32.0	30	6
VHMB 80 HT2	135	238	217	75.4	40	6

外形尺寸(帶吸盤螺母) OVERALL DIMENSIONS NUT WITH SUCTION CUP

VHMBHT1 30至 100IG

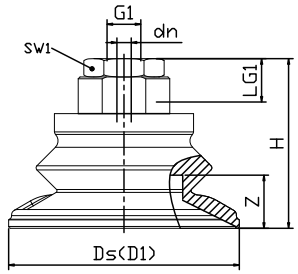

VHMBHT1 30至 100AG

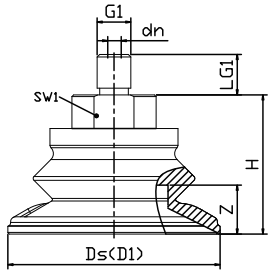

VHMBHT1 30至 100RA

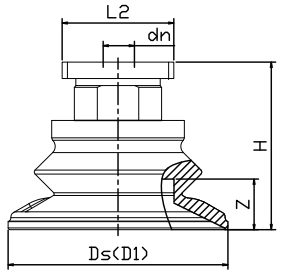

規格參數 SPECIFICATIONS

型號 model	尺寸 dimension (mm)										
	d	dn	Ds	Dmax(s)	G1	H	LG1	L4	SW1	Z(行程) Stroke	價格Price
VHMB30HT1-60G1/4-AG	32	4.0	31	34	G1/4-M	28.0	10.0		17	9.0	
VHMB30HT1-60G1/4-IG	32	4.0	31	34	G1/4"-F	28.0	12.0		17	9.0	
VHMB30HT1-60G3/8-AG	32	4.0	31	34	G3/8"-M	28.0	10.0		17	9.0	
VHMB30HT1-60G3/8-IG	32	4.0	31	34	G3/8"-F	44.0	9.5		22	9.0	
VHMB30HT1-60RA	32	4.0	31	34		31.2		31.8		9.0	
VHMB40HT1-60G1/4-AG	32	4.0	40	45	G1/4--M	28.8	10.0		17	10.0	
VHMB40HT1-60G1/4-IG	32	4.0	40	45	G1/4-F	28.8	12.0		17	10.0	
VHMB40HT1-60G3/8-AG	32	4.0	40	45	G3/8"-M	28.8	10.0		17	10.0	
VHMB40HT1-60G3/8-IG	32	4.0	40	45	G3/8"-F	44.8	9.5		22	10.0	
VHMB40HT1-60RA	32	4.0	40	45		31.2		31.8		10.0	
VHMB50HT1-60G1/4-AG	40	6.0	50	56	G1/4"-M	38.9	10.0		22	11.5	
VHMB50HT1-60G1/4-IG	40	6.0	50	56	G1/4F	42.0	20.0		22	11.5	
VHMB50HT1-60G3/8-AG	40	6.0	50	56	G3/8"-M	38.9	10.0		22	11.5	
VHMB50HT1-60G3/8-IG	40	6.0	50	56	G3/8"-F	36.9	15.0		22	11.5	
VHMB50HT1-60RA	40	6.0	50	56		36.6		31.8		11.5	
VHMB60HT1-60G1/4-AG	48	6.0	61	67	G1/4"-M	41.3	10.0		22	14.5	
VHMB60HT1-60G1/4-IG	48	6.0	61	67	G1/4-F	46.3	20.0		22	14.5	
VHMB60HT1-60G3/8-AG	48	6.0	61	67	G3/8"-M	41.3	10.0		22	14.5	
VHMB60HT1-60G3/8-IG	48	6.0	61	67	G3/8"-F	41.3	15.0		22	14.5	
VHMB60HT1-60RA	48	6.0	61	67		41.0		31.8		14.5	
VHMB80HT1-60G1/4-AG	64	6.0	81	89	G1/4"-M	49.9	10.0		22	22.	
VHMB80HT1-60G1/4-IG	64	6.0	81	89	G1/4"-F	54.9	20.0		22	22.	
VHMB80HT1-60G3/8-AG	64	6.0	81	89	G3/8"-M	49.9	10.0		22	22.	
VHMB80HT1-60G3/8-IG	64	6.0	81	89	G3/8"-F	49.9	15.0		22	22.	
VHMB80HT1-60RA	64	6.0	81	89		49.6		31.8		22.	
VHMB100HT1-60G1/4-AG	77	6.0	101	110	G1/4"-M	58.6	10.0		22	25.8	
VHMB100HT1-60G1/4-IG	77	6.0	101	110	G1/4"-F	61.8	20.0		22	25.8	
VHMB100HT1-60G3/8-AG	77	6.0	101	110	G3/8"-M	58.6	10.0		22	25.8	
VHMB100HT1-60G3/8-IG	77	6.0	101	110	G3/8"-F	58.6	15.0		22	25.8	
VHMB100HT1-60RA	77	6.0	101	110		58.3		31.8		25.8	

外形尺寸(帶吸盤螺母) OVERALL DIMENSIONS NUT WITH SUCTION CUP

VHMB HT2 30 至 80 IG

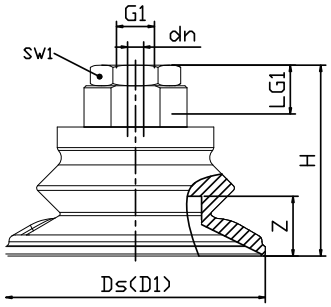

VHMB HT2 30 至 80 AG

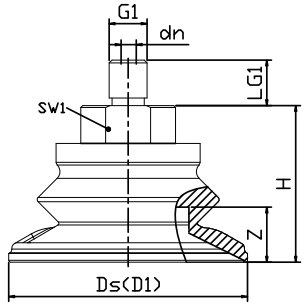

型號 model	尺寸 dimension (mm)									
	dn	D1	Dmax(s)	Ds	G1	H	LG1	SW1	Z(行程) Stroke	價格Price
VHMB30 HT2-65G1/4-AG	4.0	32	34	3	G1/4"-M	28.0	10.0	17	9.0	
VHMB30 HT2-65G1/4-IG	4.0	32	34	31	G1/4"-F	28.0	12.0	17	9.0	
VHMB30 HT2-65 G3/8-IG	4.0	32	34	3	G3/8"-F	44.0	9.5	22	9.0	
VHMB40 HT2-65G1/4-AG	4.0	32	45	40	G1/4"-M	29.0	10.0	17	10.0	
VHMB40 HT2-65G1/4-IG	4.0	32	45	40	G1/4"-F	29.0	12.0	17	10.0	
VHMB40 HT2-65G3/8-IG	4.0	32	45	40	G3/8"-F	44.0	9,5	22	10.0	
VHMB50 HT2-65G1/4-AG	6.0	42	58	50	G1/4"-M	38.9	10.0	22	11.5	
VHMB50 HT2-65G1/4-IG	6.0	42	56	50	G1/4"-F	41.9	20.0	22	11.5	
VHMB 50 HT2-65G3/8-IG	6.0	42	56	50	G3/8"-F	36.9	15.0	22	11.5	
VHMB60 HT2-65G1/4-AG	6.0	50	67	6	G1/4"-M	41.3	10.0	22	14.5	
VHMB60 HT2-65G1/4-1G	6.0	50	67	6	G1/4"-F	46.3	20.0	22	14.5	
VHMB60 HT2-65G3/8-IG	6.0	50	67	6	G3/8"-F	41.3	15.0	22	14.5	
VHMB80 HT2-65G1/4-AG	6.0	65	88	8	G1/4"-M	49.8	15.0	22	22.0	
VHMB80 HT2-65G1/4-IG	6.0	65	88	8	G1/4"-F	54.8	15.0	22	22.0	
VHMB80 HT2-65G3/8-IG	6.0	65	88	8	G3/8"-F	49.8	15.0	22	22.0	

選型規則 SELECTION RULES

扁平吸盤（橢圓形）VHMOF Flat suction cup (ellipse)

產品特點

- 橢圓形扁平吸盤，用于搬運熱成型板材，耐高温至250℃
- 適用于熱成型後工件下料搬運
- 搬運薄鋁板，工件無形變
- 適用于汽車熱成型衝壓綫

适用范围

- 高温

型號訂購碼

VHMOF – 60×23 – HT2 – G1/4-AG

產品系列 VHMOF

尺寸 Type

60×23 –（L×W) 60×23mm
80×40 –（L×W) 80×40mm
90×30 –（L×W) 90×30mm
100×50 –（L×W) 100×50mm

材質和肖氏硬度 Diameter

HT2–耐高温–65

連接頭螺紋 Thread

G3/8–IG：G3/8内螺紋
G1/4–IG：G1/4外螺紋
G1/4–IG：G1/4内螺紋

規格 Model	G3/8–IG	G1/4–AG	G1/4–IG
VHMOF 60×23	●	●	●
VHMOF 80×40	●	●	●
VHMOF 90×30	●	●	●
VHMOF 100×50	●	●	●

規格參數 SPECIFICATIONS

配件型號 Part model	吸力N Suction	横向力N Cross force	内部體積cm^3 Internal volume	工件最小曲率半徑（凸形） Min curvature of workpiece(convex)	軟管直徑mm Hose diameter
VHMOF 60x23 HT2–65	57	36	3.0	20	4
VHMOF 80x40 HT2–65	140	108	10.7	50	4
VHMOF 90x30 HT2–65	122	94	7.0	40	4
VHMOF 100x50 HT2–65	217	177	20.0	75	6

外形尺寸 OVERALL DIMENSIONS

VHMOF HT2 60×23 至 100×50 IG

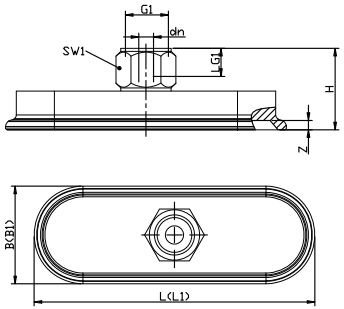

VHMOF HT2 60×23 至 100×50 AG

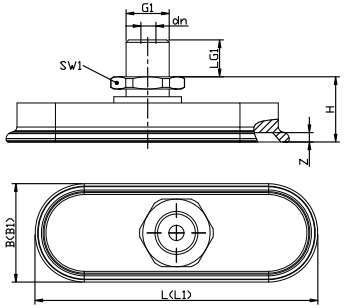

型號 model	尺寸 dimension（mm）										
	Bmax(s)	Bs	dn	G1	H	LG1	Lmax(s)	Ls	SW1	Z(行程) Stroke	價格Price
VHMOF60x23 HT2–65G1/4–AG	25	21.6	5	G1/4"–M	18	8	64	60.6	17	3	
VHMOF60x23 HT2–65G1/4–IG	25	21.6	6	G1/4"–F	26	8	64	60.6	17	3	
VHMOF60x23 HT2–65G3/8–IG	25	21.6	6	G3/8"–F	26	8	64	60.6	22	3	
VHMOF80x40 HT2–65 G1/4–AG	43	38.6	5	G1/4"–M	20	8	85	80.6	17	4	
VHMOF80x40 HT2–65G1/4–1G	43	38.6	6	G1/4"–F	28	8	85	80.6	17	4	
VHMOF80x40 HT2–65G3/8–IG	43	38.6	6	G3/8*–F	28	9	85	80.6	22	4	
VHMOF90x30 HT2–65G1/4–AG	34	30.6	5	G1/4"–M	19	8	94	90.6	17	3	
VHMOF90x30 HT2–65G1/4–IG	34	30.6	6	G1/4"–F	26	8	94	90.6	17	3	
VHMOF90x30 HT2–65G3/8–IG	34	30.6	6	G3/8"–F	27	9	94	90.6	22	3	
VHMOF100x50HT2–65G1/4–AG	54	48.1	6	G1/4"–M	22	8	106	101.1	17	5	
VHMOF100x50 HT2–65G1/4–1G	54	48.1	8	G1/4"–F	30	8	108	101.1	17	5	
VHMOF100x50 HT2–65G3/8–1G	54	48.1	8	G3/8*–F	31	9	106	101.1	22	5	

選型規則 SELECTION RULES

扁平吸盤（橢圓形）VHMOB Flat suction cup (ellipse)

產品特點

- 橢圓形扁平吸盤，用于搬運熱成型板材，耐高温至250℃
- 搬運過程中定位準確，波紋結構提供角度和高度補償
- 適用于熱成型後工件下料搬運，例如汽車加强筋等
- 適用于汽車熱成型衝壓綫
- 搬運薄鋁板，工件無形變
- 在有粉塵及潮濕環境下提供極高的横向抓取力

适用范围

- 高温

型號訂購碼

VHMOB – 60×23 – HT1 – G1/4-AG

產品系列 VHMOB

尺寸 Type

60×30 –（L×W) 60×30mm
80×40 –（L×W) 80×40mm
110×55 –（L×W) 110×55mm
140×70 –（L×W) 140×70mm

材質和肖氏硬度 Diameter

HT1–耐高温–60
HT2–耐高温–65

連接頭螺紋 Thread

G3/8–AG：G3/8外螺紋
G3/8–IG：G3/8内螺紋
G1/4–IG：G1/4外螺紋
G1/4–IG：G1/4内螺紋

規格 Model	G3/8–AG	G3/8–IG	G1/4–AG	G1/4–IG
VHMOB 60 × 30 HT1	●	●	●	●
VHMOB 80 ×40 HT1	●	●	●	●
VHMOB 110 × 55 HT1	●	●	●	●
VHMOB 140 ×70 HT1	●	●	●	●
VHMOB 60 × 30 HT2		●	●	●
VHMOB 80 ×40 HT2		●	●	●

規格參數 SPECIFICATIONS

配件型號 Part model	吸力N Suction	拉脱力N Pull off force	横向力N Cross force	内部體積cm³ Internal volume	工件最小曲率半徑（凸形） Min curvature of workpiece(convex)	軟管直徑mm Hose diameter
VHMOB60x30HT1–60	38	70	80	10.5	18	4
VHMOB80x40HT1–60	65	132	153	21.8	25	6
VHMOB110x55HT1–60	110	234	259	53.1	50	6
VHMOB 60x30 HT2–65	38	55	56	9.6	30	4
VHMOB 80x40 HT2–65	65	100	98	20.6	40	6

外形尺寸 OVERALL DIMENSIONS

VHMOB HT1 60×30 至 110×55 IG

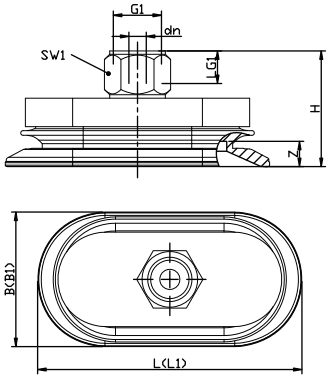

VHMOB HT1 60×30 至 110×55 AG

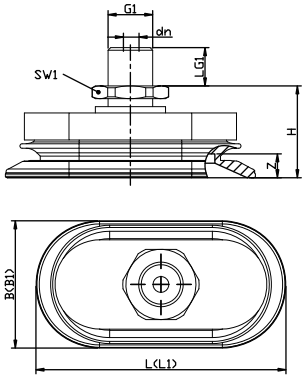

型號 model	尺寸 dimension（mm）										
	B1	Bmax(s)	Bs	dn	G1	H	LG1	Lmax(s)	Ls	SW1	Z(行程) Stroke
VHMOB 60x30 HT1–60 G1/4–AG	31	25	30.6	5.0	G1/4"–M	27.0	8.0	63	60.6	17	7.0
VHMOB 60x30 HT1–60 G1/4–IG	31	25	30.6	5.5	G1/4"–F	34.4	8.0	63	60.6	17	7.0
VHMOB 60x30 HT1–60 G3/8–AG	31	25	30.6	5.2	G3/8"–M	27.5	7.4	63	60.6	22	7.0
VHMOB 60x30 HT1–60 G3/8–IG	31	43	30.6	6.0	G3/8"–F	35.0	9.0	63	60.6	22	7.0
VHMOB 80x40 HT1–60 G1/4–AG	40	43	40.6	5.0	G1/4"–M	29.7	8.0	83	80.6	17	9.0
VHMOB 80x40 HT1–60 G1/4–IG	40	43	40.6	6.0	G1/4"–F	37.2	8.0	83	80.6	17	9.0
VHMOB 80x40 HT1–60 G3/8–AG	40	34	40.6	5.2	G3/8"–M	27.7	8.0	83	80.6	22	9.0
VHMOB 110x55 HT1–60 G1/4–AG	40	34	40.6	6.0	G3/8"–F	37.7	9.0	83	80.6	22	9.0
VHMOB 110x55 HT1–60 G3/8–AG	53	34	55.1	6.0	G1/4"–M	35.5	8.0	114	110.1	17	12.0
VHMOB 80x40 HT1–60 G3/8–IG	53	54	55.1	8.0	G1/4"–F	43.0	8.0	114	110.1	17	12.0
VHMOB 110x55 HT1–60 G1/4–IG	53	54	55.1	6.1	G3/8"–M	33.5	8.0	114	110.1	22	12.0
VHMOB 110x55 HT1–60 G3/8–IG	53	54	55.1	8.0	G3/8"–F	43.5	9.0	114	110.1	22	12.0

外形尺寸 OVERALL DIMENSIONS

VHMOB HT2 60×30 至 80×40 IG

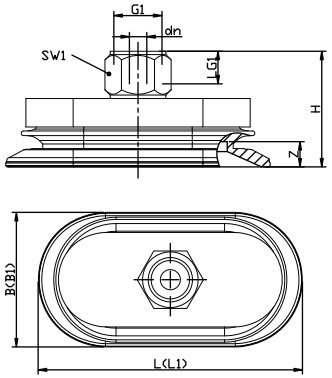

VHMOB HT2 60×30 至 80×40 AG

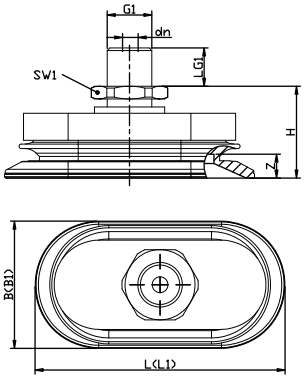

型號 model	尺寸 dimension（mm）											
	B1	Bmax(s)	Bs	dn	G1	H	L1	LG1	Lmax(s)	Ls	SW1	Z(行程) Stroke
VHMOB 60x30 HT2-65 G1/4-AG	3	33	30.6	5	G1/4"-M	27.0	56	8	63	60.6	17	7
VHMOB 60x30 HT2-65 G1/4-IG	31	33	30.6	6	G1/4"-F	34.4	56	8	63	60.6	17	7
VHMOB 60x30 HT2-65 G3/8-IG	31	33	30.6	6	G3/8"-F	35.0	56	9	63	60.6	22	7
VHM0B 80x40 HT2-65G1/4-AG	40	43	40.6	5	G1/4--M	29.7	73	8	83	80.6	17	9
VHMOB 80x40 HT2-65G1/4-IG	40	43	40.6	6	G1/4"-F	37.2	73	8	83	80.6	17	9
VHMOB 80x40 HT2-65 G3/8-IG	40	43	40.6	6	G3/8"-F	37.7	73	9	83	80.6	22	9

選型規則 SELECTION RULES

高温吸盤VMW-HT High temperature suction cup

產品特點

- 搬運表面平整光滑的工件
- 用于玻璃行業的浮法玻璃及回火工序
- 金屬工件的熱成型工序
- 最高耐温600℃

適用范围

- 高温

型號訂購碼

VMW-HT – 35 – BL – G1/8-IG

產品系列 VMW-HT

尺寸 Type

30：Φ30mm
60：Φ60mm
90：Φ90mm
140：Φ140mm

材質 Diameter

BL-特種硅酸鹽纖物

連接頭螺紋 Thread

無記號：不帶螺母吸盤
G1/8-IG：G1/8内螺紋
G1/4-IG：G1/4内螺紋
G3/8-IG：G3/8内螺紋

規格 Model	G1/8-IG	G1/4-IG	G3/8-IG
VMW-HT 35	●		
VMW-HT 60		●	
VMW-HT 90		●	
VMW-HT 140			●

配件型號 Part model	型號規格 Specification IG-内螺紋Internal thread	适合吸盘 Suitable for suction cups
密封圈 Seal ring	DR-VMW-HT 35 BL	VMW-HT 35
	DR-VMW-HT 60 BL	VMW-HT 60
	DR-VMW-HT 90 BL	VMW-HT 90
	DR-VMW-HT 140 BL	VMW-HT 140

選型規則 SELECTION RULES

配件型號 Part model	吸力N Suction	內部體積cm³ Internal volume	工件最小曲率半徑（凸形） Min curvature of workpiece(convex)	壓力=-0.7 bar 時所需吸力【l/min】	自重g Dead weight	軟管直徑mm Hose diameter
VMW-HT 35 BL G1/8-IG	47	4	90	55	225	4
VMW-HT 60 BL G1/4-IG	130	12	440	78	375	6
VMW-HT 90 BL G1/4-IG	320	25	1060	100	675	6
VMW-HT 140 BL G3/8-IG	740	50	1700	120	1390	9

外形尺寸 OVERALL DIMENSIONS

VMAB30至100IG

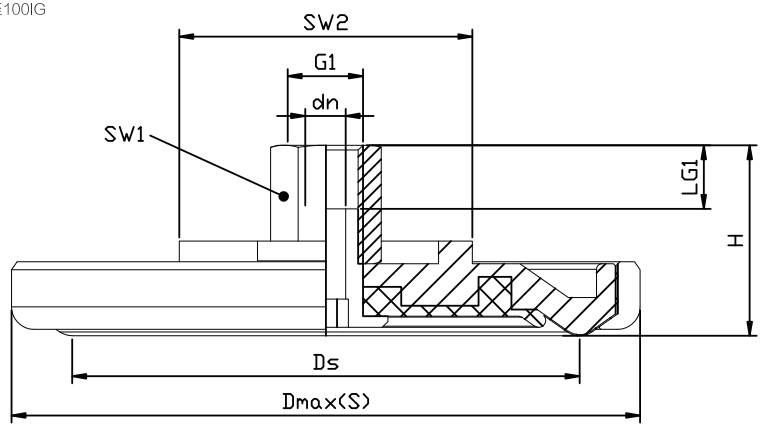

型號 model	尺寸 dimension（mm）								
	Dn	D1	Ds	G1	H	LG1	SW1	SW2	價格Price
VMW-HT 35 BL G1/8-IG	5	53	35	G1/8"-F	29	12	14	14	
VMW-HT 60 BL G1/4-1G	7	80	58	G1/4"-F	39	12	17	17	
VMW-HT 90 BL G1/4-IG	7	112	90	G1/4"-F	39	12	17	17	
VMW-HT 140 BL G3/8-IG	8	160	138	G3/8"-F	39	12	22	22	

— NOTES —

產品分類 PRODUCT TYPE

伸縮杆 Telescopic rod

非可旋轉懸件
Non-rotative suspensions

OSE
OSET
OSN
OSNT
OSD
OSDT

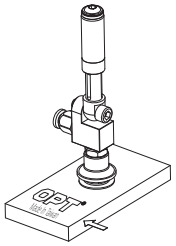

可旋轉懸件
Rotative suspensions

OSR
OSRT

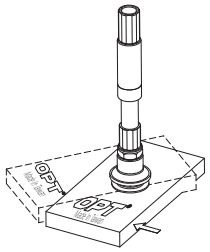

帶平滑主體的懸件
Suspensions with smooth body

OSR
OSE
OSN
OSD

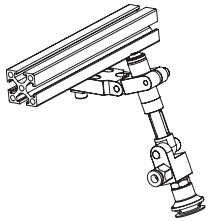

帶螺紋主體的懸件
Suspensions with threaded body

OSRT
OSET
OSNT
OSDT

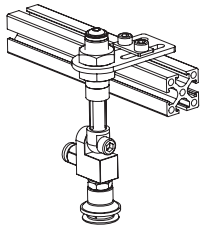

伸縮懸件
Telescopic suspensions

OSE
OSN
OSD

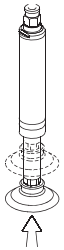

通杆懸件
Through rod suspensions

OSR
OSRT
OSE
OSET
OSN
OSNT
OSD
OSDT

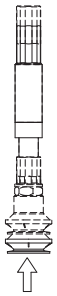

選型規則 SELECTION RULES

伸縮杆 Telescopic rod

OSR　OSRT　OSS　OSN　OSNT　OSDT　OSE

型號訂購碼

OSR – 10 – 15 – F05

類型 Type

OSR：平滑主體可旋轉
OSRT：螺紋主體可旋轉
OSN：平滑主體不可旋轉
OSNT：螺紋主體不可旋轉
OSS：自動收縮懸件
OSD：平滑主體不可旋轉帶調節鉗口
OSDT：螺紋主體不可旋轉帶調節鉗口
OSE：平滑主體帶集成彎臂不可旋轉
OSET：螺紋主體帶集成彎臂不可旋轉

尺寸 Size

10：Φ10mm
14：Φ14mm
20：Φ20mm

行程 Trip

10：10mm
20：20mm
25：25mm
35：35mm
50：50mm

彎臂內螺紋 Thread

無：不帶彎臂
F05：M5內螺紋
F14：1/4內螺紋
F18：1/8內螺紋

備註：
本產品規格齊全，可以根據客戶的要求及產品應用的要求定制；
Remarks: This product has complete specifications and can be customized according to customer requirements and product application requirements;

裝配示意圖 ASSEMBLY DRAWING

伸縮杆 Telescopic rod

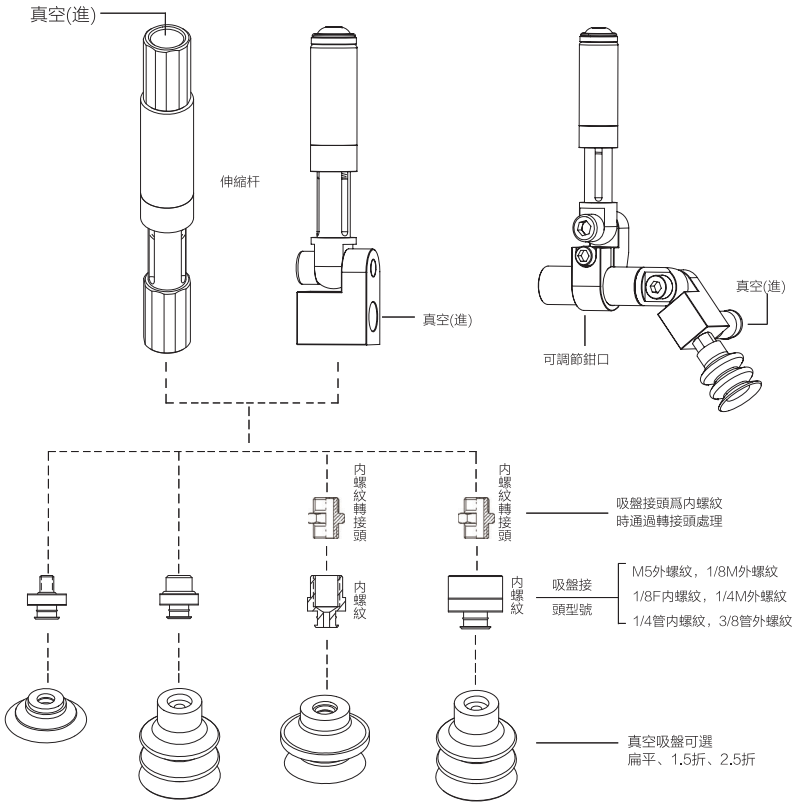

產品規格 PRODUCT SPECIFICATIONS

OSS

自動收縮懸件

- 主體和杆由陽極鋁制成;
- 無密封墊密封;
- 祇用于真空運用;
- 內部活塞的真空吸盤拿起部件時可生產彈簧力并移動杆子;
- 收縮移動的速度可通過標準節流閥進行調節;
- 當真空消失後，部件被釋放，內部彈黃將杆復位;
- 壓力範圍：-1+0 bar;
- FDA-H1食品級潤滑脂.

Telescopic self-retracting suspensions

- Body and rod in anodized aluminum;
- Sealing with no seals;
- Only for vacuum applications;
- When the cup takes a part, the vacuum on the internal piston overtakes the spring force and moves the rod up;
- The speed of the retraction movement can be adjusted by a standard throttle valve;
- When the vacuum is removed the part is released and the internal spring resets the rod;
- Pressure range: -1+0 bar;
- FDA-H1 food-grade grease.

OSS

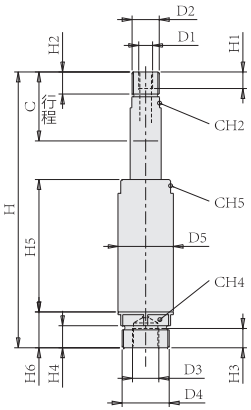

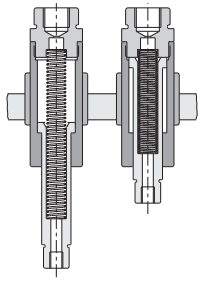

型號 Model	H (mm)	H1 (mm)	H2 (mm)	H3 (mm)	H4 (mm)	H5 (mm)	H6 (mm)	D1	D2	D3	D4	D5	CH2 (mm)	CH4 (mm)	CH5 (mm)	C (mm)	S2	D (mm)	K (N/mm)	R1 (N)	R2 (N)	M (g)	單價(元) Price(yuan)
OSS2025	103	6	8	8	8	56	13	M5	G1/8"	G1/8"	M17x1	Ø20	10	18	18	25	25	14.5	0.085	1.525	3.642	40	
OSS2050	153	6	8	8	8	81	13	M5	G1/8"	G1/8"	M17x1	Ø20	10	18	18	50	50	14.5	0.052	1.606	4.197	55	

產品規格 PRODUCT SPECIFICATIONS

OSR

平滑主體的可旋轉懸件

- 主體和杆由陽極鋁制成;
- 可旋轉杆;
- 壓力範圍: −1÷8bar;
- FDA-H1食品級潤滑脂。

Smooth-body rotative suspensions

- Body and rod in anodized aluminum;
- Rotative rod;
- Pressurerange:-l÷8bar;
- FDA-H1 food-grade grease.

OSR

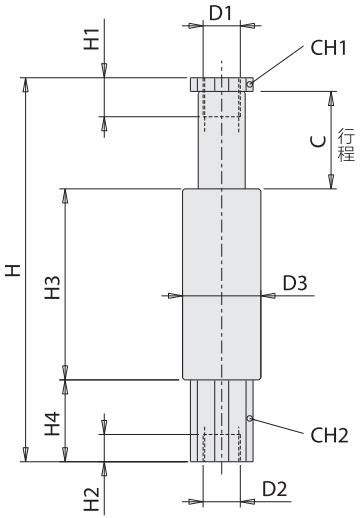

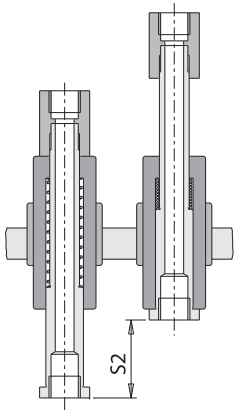

型號 Model	H (mm)	H1 (mm)	H2 (mm)	H3 (mm)	H4 (mm)	D1	D2	D3	CH1 (mm)	CH2 (mm)	C (mm)	S2 (mm)	D (mm)	K (N/mm)	R1 (N)	R2 (N)	M (g)	單價(元) Price(yuan)
OSR1010	56.5	6	9	23	15.5	M5	M5	Ø10	8	8	10	10	0	0.213	1.490	3.619	7	
OSR1025	89.5	6	9	41	15.5	M5	M5	Ø10	8	8	25	25	0	0.085	1.575	3.704	11	
OSR1420	93.5	10	7	39.5	20	G1/8	G1/8	Ø14	12	12	20	20	0	0.268	3.617	8.975	23	
OSR1435	127.5	10	7	58.5	20	G1/8	G1/8	Ø14	12	12	35	35	0	0.150	4.267	9.507	32	
OSR2025	99.5	10	13	50	21	G1/8	G1/8	Ø20	16	16	25	25	0	0.275	4.131	11.02	50	
OSR2050	157	10	12.5	82.5	21	G1/8	G1/8	Ø20	16	16	50	50	0	0.141	4.308	11.37	77	

產品規格 PRODUCT SPECIFICATIONS

OSRT

螺紋主體的可旋轉懸件

- 主體和杆由陽極鋁制成;
- 可旋轉杆;
- 壓力範圍: −1÷8bar;
- FDA-H1食品級潤滑脂。

Threaded-body rotative suspensions

- Body and rod in anodized aluminum;
- Rotative rod;
- Pressurerange:-l÷8bar;
- FDA-H1 food-grade grease.

OSRT

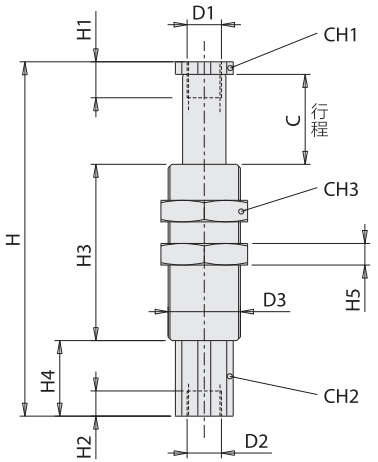

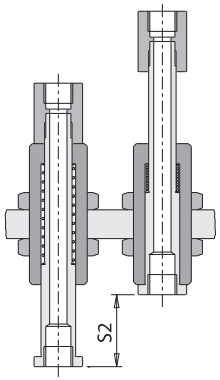

型號 Model	H (mm)	H1 (mm)	H2 (mm)	H3 (mm)	H4 (mm)	H5 (mm)	D1	D2	D3	CH1 (mm)	CH2 (mm)	CH3 (mm)	C (mm)	S2 (mm)	D (mm)	K (N/mm)	R1 (N)	R2 (N)	M (g)	單價(元) Price(yuan)
OSRT1010	56.5	6	9	23	15.5	5	M5	M5	M10X1.0	8	8	15.25	10	10	0	0.213	1.490	3.619	11	
OSRT1025	89.5	6	9	41	15.5	3.5	M5	M5	M10X1.0	8	8	13	25	25	0	0.085	1.575	3.704	16	
OSRT1420	93.5	10	7	39.5	20	4	G1/8	G1/8	M14X1.0	12	12	17	20	20	0	0.268	3.617	8.975	32	
OSRT1435	127.5	10	7	58.5	20	4	G1/8	G1/8	M14X1.0	12	12	17	35	35	0	0.150	4.267	9.507	42	
OSRT2025	99.5	10	13	50	21	6	G1/8	G1/8	M20X1.5	16	16	24	25	25	0	0.275	4.131	11.02	70	
OSRT2050	157	10	12.5	82.5	21	6	G1/8	G1/8	M20X1.5	16	16	24	50	50	0	0.141	4.308	11.37	104	

產品規格 PRODUCT SPECIFICATIONS

OSN

平滑主體的非可旋轉伸縮懸件

- 主體和杆由陽極鋁制成;
- 擁有高負載能力的非可旋轉杆;
- 壓力範圍: −1 ÷ 8 bar;
- FDA-H1食品級潤滑脂。

Smooth-body non-rotative telescopic suspensions

- Body and rod in anodized aluminum;
- Non-rotative rod with high load capability;
- Pressure range: −1 ÷ 8 bar;
- FDA-H1 food-grade grease.

OSN

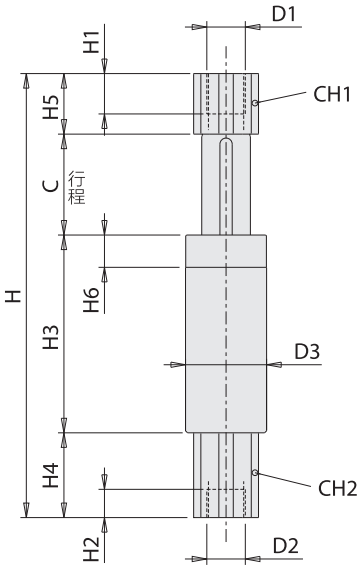

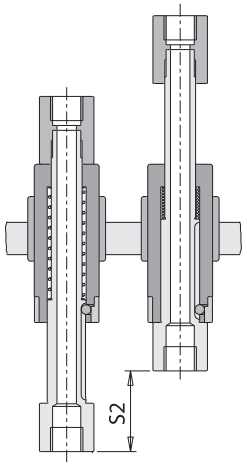

型號 Model	H (mm)	H1 (mm)	H2 (mm)	H3 (mm)	H4 (mm)	H5 (mm)	H6 (mm)	D1	D2	D3	CH1 (mm)	CH2 (mm)	C (mm)	S2 (mm)	D (mm)	K (N/mm)	R1 (N)	R2 (N)	M (g)	單價(元) Price(yuan)
OSN1010	56.5	6	9	23	15.5	8	5	M5	M5	Ø10	8	8	10	10	0	0.213	1.490	3.619	7	
OSN1025	89.5	6	9	41	15.5	8	5	M5	M5	Ø10	8	8	25	25	0	0.085	1.575	3.704	11	
OSN1420	98.5	10	7	38.5	20	20	8.5	G1/8	G1/8	Ø14	12	12	20	20	0	0.268	3.617	8.975	24	
OSN1435	133.5	10	7	58.5	20	20	8.5	G1/8	G1/8	Ø14	12	12	35	35	0	0.150	4.267	9.507	33	
OSN2025	110	10	11	49	21	15	8.5	G1/8	G1/8	Ø20	16	16	25	25	0	0.275	4.131	11.02	54	
OSN2050	167.5	10	12	81.5	21	15	8.5	G1/8	G1/8	Ø20	16	16	50	50	0	0.141	4.308	11.37	80	

產品規格 PRODUCT SPECIFICATIONS

OSNT

螺紋主體的非可旋轉伸縮懸件

- 主體和杆由陽極鋁制成;
- 擁有高負載能力的非可旋轉杆;
- 壓力範圍: −1+ 8 bar;
- FDA-H1食品級潤滑脂。

Threaded-body non-rotative telescopic suspensions

- Body and rod in anodized aluminum;
- Non-rotative rod with high load capability;
- Pressure range: −1 ÷ 8 bar;
- FDA-H1 food-grade grease.

OSNT

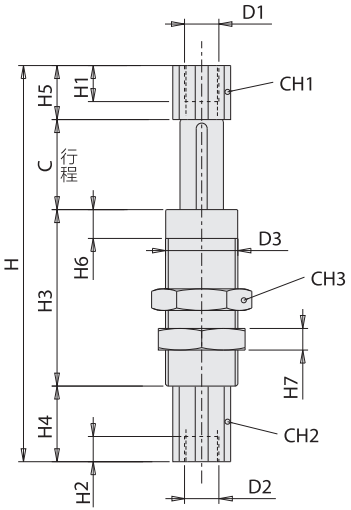

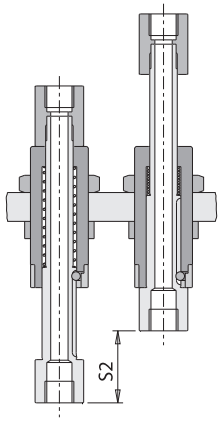

型號 Model	H (mm)	H1 (mm)	H2 (mm)	H3 (mm)	H4 (mm)	H5 (mm)	H6 (mm)	H7 (mm)	D1	D2	D3	CH1 (mm)	CH2 (mm)	CH3 (mm)	C (mm)	S2 (mm)	D (mm)	K (N/mm)	R1 (N)	R2 (N)	M (g)	單價(元) Price(yuan)
OSNT1010	56.5	6	9	23	15.5	8	5	3.5	M5	M5	M10x1	8	8	13	10	10		0.213	1.490	3.619	7	
OSNT1025	89.5	6	9	41	15.5	8	5	3.5	M5	M5	M10x1	8	8	13	25	25		0.085	1.575	3.704	11	
OSNT1420	98.5	10	7	38.5	20	20	8.5	3.5	G1/8	G1/8	M14x1.0	12	12	17	20	20		0.268	3.617	8.975	24	
OSNT1435	133.5	7	7	58.5	20	20	8.5	3.5	G1/8	G1/8	M14x1.0	12	12	17	35	35		0.150	4.267	9.507	33	
OSNT2025	110	10	11	49	21	15	8.5	3.5	G1/8	G1/8	M20x1.5	16	16	24	25	25		0.275	4.131	11.02	54	
OSNT2050	167.5	10	12	81.5	21	15	8.5	3.5	G1/8	G1/8	M20x1.5	16	16	24	50	50		0.141	4.308	11.37	80	

產品規格 PRODUCT SPECIFICATIONS

OSD

平滑主體帶可調節鉗口的非可旋轉懸件

- 可在0° 和+/-90° 之間不斷設置角度;
- 外部供氣;
- 主體和杆由陽極鋁制成;
- 非可旋轉杆;
- FDA-H1食品級潤滑脂。

Non-rotative suspensions with smooth-body and adjustable clamp

- It is possible to set continuously the angle between 0° and +/-90° ;
- External air feeding;
- Body and rod in anodized aluminum;
- Non-rotative rod;
- FDA-H1 food-grade grease.

OSD

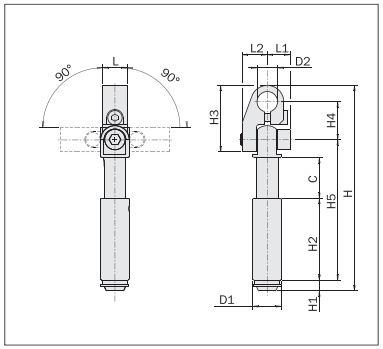

型號 Model	H (mm)	H1 (mm)	H2 (mm)	H3 (mm)	H4 (mm)	H5 (mm)	D1	D2	L (mm)	L1 (mm)	L2 (mm)	C (mm)	S2	D (mm)	K (N/mm)	R1 (N)	R2 (N)	M (g)	單價(元) Price(yuan)
OSD1420D10	100.6	5.3	40	32.5	18.5	67.3	Ø14	Ø10	12	11.3	12.3	20	20	0	0.268	3.617	8.975	43	
OSD2025D10	119.8	6.3	50	32.5	18.5	86	Ø20	Ø10	12	11.3	12.3	25	25	0	0.275	4.131	11.02	69	
OSD2025D20	131.8	6.3	50	46.5	25	86	Ø20	Ø20	16	13.5	13.5	25	25	0	0.275	4.131	11.02	85	

運用實例 APPLICATION EXAMPLE

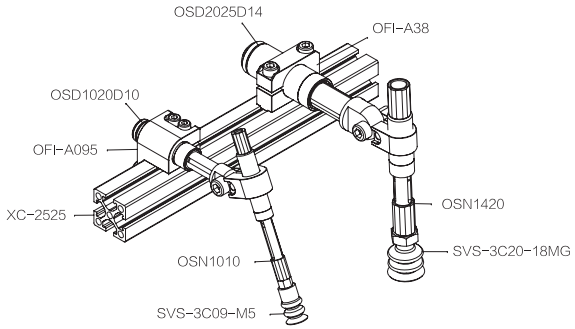

產品規格 PRODUCT SPECIFICATIONS

OSDT

螺紋主體帶可調節鉗口的非可旋轉懸件

- 可在0° 和+/-90° 之間不斷設置角度;
- 外部供氣;
- 主體和杆由陽極鋁制成;
- 非可旋轉杆;
- FDA-H1食品級潤滑脂。

Non-rotative suspensions with Threaded-body and adjustable clamp

- It is possible to set continuously the angle between 0° and +/-90° ;
- External air feeding;
- Body and rod in anodized aluminum;
- Non-rotative rod;
- FDA-H1 food-grade grease.

OSDT

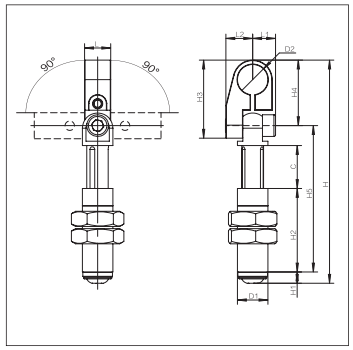

型號 Model	H (mm)	H1 (mm)	H2 (mm)	H3 (mm)	H4 (mm)	H5 (mm)	D1	D2	L (mm)	L1 (mm)	L2 (mm)	C (mm)	S2	D (mm)	K (N/mm)	R1 (N)	R2 (N)	M (g)	單價(元) Price(yuan)
OSDT1420D10	100.6	5.3	40	32.5	18.5	67.3	M14X1.0	Ø10	12	11.3	12.3	20	20	0	0.268	3.617	8.975	43	
OSDT2025D10	119.8	6.3	50	32.5	18.5	86	M20X1.5	Ø10	12	11.3	12.3	25	25	0	0.275	4.131	11.02	69	
OSDT2025D20	131.8	6.3	50	46.5	25	86	M20X1.5	Ø20	16	13.5	13.5	25	25	0	0.275	4.131	11.02	85	

運用實例 APPLICATION EXAMPLE

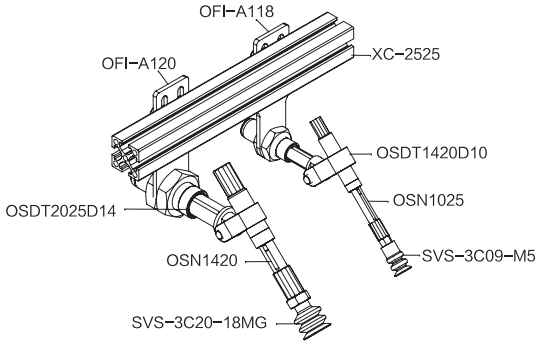

產品規格 PRODUCT SPECIFICATIONS

OSE

平滑主體的帶集成彎臂的非可旋轉懸件

- 可在 0° 和 +/-90° 之間不斷設置角度;
- 外部供氣;
- 主體和杆由陽極鋁制成;
- 擁有高負載能力的非可旋轉杆;
- 壓力範圍: -1 ÷ 8 bar;
- FDA-H1 食品級潤滑脂。

Smooth-body non-rotative suspensions with integral elbow arms

- It is possible to set continuously the angle between 0° and +/-90° ;
- External air feeding;
- Body and rod in anodized aluminum;
- Non-rotative rod with high load capability;
- Pressure range: -1 ÷ 8 bar;
- FDA-H1 food-grade grease.

OSE

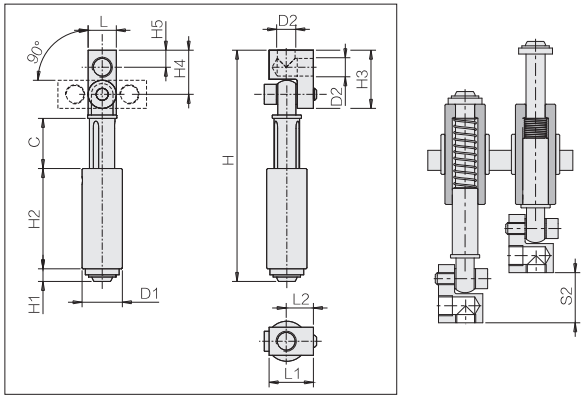

型號 Model	H (mm)	H1 (mm)	H2 (mm)	H3 (mm)	H4 (mm)	H5 (mm)	D1 (mm)	D2 (mm)	L (mm)	L1 (mm)	L2 (mm)	C (mm)	S2 (mm)	D (mm)	K (mm)	R1 (mm)	R2 (mm)	重量 (Weight)	單價(元) Price(yuan)
OSE1010F05	56.3	4	22.5	19	14	5.5	Ø10	M5	10	16.5	11	10	10	0	0.106	0.957	2.020	15g	
OSE1025F05	90	4	40.5	19	14	5.5	Ø10	M5	10	16.5	11	25	25	0	0.138	3.100	6.545	20 g	
OSE1420F18	95.9	5	38.5	30	23.2	8.5	Ø14	G1/8"	14	22	13.5	20	20	0	0.268	3.617	8.975	45 g	
OSE1435F18	131.4	5	58.5	30	23.2	8.5	Ø14	G1/8"	14	22	13.5	35	35	0	0.150	4.267	9.507	55 g	
OSE2025F18	114.4	7.5	49	30	23.2	8.5	Ø20	G1/8"	14	22	13.5	25	25	0	0.275	4.131	11.02	70 g	
OSE2025F14	126.6	7.5	49	42	32.2	11	Ø20	G1/4"	20	27	15	25	25	0	0.275	4.131	11.02	90 g	
OSE2050F18	171.9	7.5	81.5	30	23.2	8.5	Ø20	G1/8"	14	22	13.5	50	50	0	0.141	4.308	11.37	105 g	
OSE2050F14	183.9	7.5	81.5	42	32.2	11	Ø20	G1/4"	20	27	15	50	50	0	0.141	4.308	11.37	120g	

產品規格 PRODUCT SPECIFICATIONS

OSET

螺紋主體的帶集成彎臂的非可旋轉懸件

- 可在 0° 和 +/-90° 之間不斷設置角度。
- 外部供氣。
- 主體和杆由陽極鋁制成。
- 擁有高負載能力的非可旋轉杆。
- 壓力範圍: -1 ÷ 8 bar。
- FDA-H1 食品級潤滑脂.

Threaded-body non-rotative suspensions with integral elbow arms

- It is possible to set continuously the angle between 0° and +/-90°
- External air feeding.
- Body and rod in anodized aluminum.
- Non-rotative rod with high load capability.
- Pressure range: -1 ÷ 8 bar.
- FDA-H1 food-grade grease.

OSET

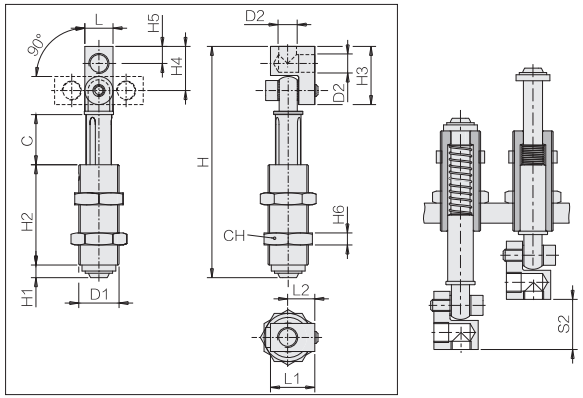

型號 Model	H (mm)	H1 (mm)	H2 (mm)	H3 (mm)	H4 (mm)	H5 (mm)	H6 (mm)	D1 (mm)	D2 (mm)	L (mm)	L1 (mm)	L2 (mm)	C (mm)	CH (mm)	S2 (mm)	D (mm)	K (mm)	R1 (mm)	R2 (mm)	重量 (Weight)	單價(元) Price(yuan)
OSET1010F05	56.3	4	22.5	19	14	5.5	3.5	M10x1	M5	10	16.5	11	10	13	10	0	0.213	1.490	3.619	18g	
OSET1025F05	90	4	40.5	19	14	5.5	3.5	M10x1	M5	10	16.5	11	25	13	25	0	0.085	1.575	3.704	23g	
OSET1420F18	95.9	5	38.5	30	23.2	8.5	5	M14x1.0	G1/8"	14	22	13.5	20	19	20	0	0.268	3.617	8.975	57g	
OSET1435F18	131.4	5	58.5	30	23.2	8.5	5	M14x1.0	G1/8"	14	22	13.5	35	19	35	0	0.150	4.267	9.507	70g	
OSET2025F18	114.4	7.5	49	30	23.2	8.5	6	M20x1.5	G1/8"	14	22	13.5	25	24	25	0	0.275	4.131	11.02	88g	
OSET2025F14	126.6	7.5	49	42	32.2	11	6	M20x1.5	G1/4"	20	27	15	25	24	25	0	0.275	4.131	11.02	109g	
OSET2050F18	117.9	7.5	81.5	30	23.2	8.5	6	M20x1.5	G1/8"	14	22	13.5	50	24	50	0	0.141	4.308	11.37	125g	
OSET2050F14	183.9	7.5	81.5	42	32.2	11	6	M20x1.5	G1/4"	20	27	15	50	24	50	0	0.142	4.308	11.37	142g	

選型規則 SELECTION RULES

彈簧緩衝支杆STE Spring buffer strut

產品特點

- 搬運吸取平面存在高度差异的工件(如曲面金屬薄板)
- 搬運對壓力敏感的工件（如玻璃），確保柔性接觸

型號訂購碼

STE – 15 – M16 – G1/8-AG

產品系列 STE

緩衝行程 Buffer stroke
15mm
25mm
30mm
50mm
75mm
90mm

套筒螺紋 Socket thread
M16
M20
M22
M30

連接頭螺紋 Thread
G1/8-AG：G1/8外螺紋
G1/4-AG：G1/4外螺紋
G3/8-AG：G3/8外螺紋
G1/2-AG：G1/2外螺紋

規格 Model	G1/8-AG	G1/4-AG	G3/8-AG	G1/2-AG
STE 15 M16	●			
STE 15 M16 VG	●			
STE 25 M16	●			
STE 50 M16	●			
STE 50 M16 VG	●			
STE 25 M20		●		
STE 25 M20 VG		●		
STE 50 M20		●		
STE 75 M20		●		
STE 75 M20 VG		●		
STE 30 M22			●	
STE 50 M22			●	
STE 50 M22 VG			●	
STE 25 M30				●
STE 75 M30				●
STE 90 M30				●

● AG外螺紋 VG(帶防旋轉功能)

規格參數 SPECIFICATIONS

配件型號 Part model	彈簧負荷率N/mm Spring load rate	彈簧預應力N Spring prestress	彈力N Elastic force	垂直負載N Vertical load	水平負載N HorizoSTAI load	自重g dead weight	工作溫度℃ Temperature
STEG1/8-AG-15-M16	0.221	3.53	5.19	3700	385	80	0-80
STEG1/8-AG-15-M16-VG	0.22	3.53	5.19	3700	385	80	0-80
STEG1/8-AG-25-M16	0.143	3.57	5.36	3700	283	90	0-80
STEG1/8-AG-50-M16	0.097	2.92	5.34	3700	173	110	0-80
STEG1/8-AG-50-M16-VG	0.097	2.92	5.34	3700	173	110	0-80
STEG1/4-AG-25-M20	0.711	6.47	15.36	2400	747	145	0-80
STEG1/4-AG-25-M20-VG	0.71	6.47	15.36	2400	747	144	0-80
STEG1/4-AG-50-M20	0.452	1.40	12.70	2400	466	175	0-80
STEG1/4-AG-75-M20	0.262	5.38	15.20	2400	340	190	0-80
STEG1/4-AG-75-M20-VG	0.262	5.38	15.20	2400	340	202	0-80
STEG3/8-AG-30-M22	0.985	7.72	28.8	2800	360	174	0-80
STEG3/8-AG-50-M22	0.738	5.77	31.6	2800	360	194	0-80
STE G3/8-AG-50-M22-VG	0.738	5.77	31.6	2800	360	194	0-80
STEG1/2-AG-25-M30	3.829	25.64	73.50	4900	1870	400	0-80
STEG1/2-AG-75-M30	1.072	37.20	77.40	4900	800	530	0-80
STEG1/2-AG-90-M30	1.072	24.38	75.30	4900	730	544	0-80

外形尺寸 OVERALL DIMENSIONS

STE-G1/8 至 G1/2(-VG)

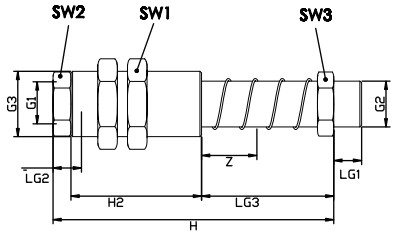

型號 model	尺寸 Dimension（mm）											
	G1	G2	G3	H	H2	LG1	LG2	LG3	SW1	SW2	SW3	Z(行程) Stroke
STEG1/8-AG-15-M16	G1/8"-F	G1/8"-M	M16×1-M	73.5	29.5	8	6.5	30	20	12	14	15
STEG1/8-AG-15-M16-VG	G1/8"-F	G1/8"-M	M16×1-M	73.5	28.5	8	6.5	30	20	12	14	15
STEG1/8-AG-25-M16	G1/8"-F	G1/8"-M	M16×1-M	86.5	42.5	8	6.5	30	20	12	14	25
STEG1/8-AG-50-M16	G1/8"-F	G1/8"-M	M16×1-M	117.5	73.5	8	6.5	30	20	12	14	50
STEG1/8-AG-50-M16-VG	G1/8"-F	G1/8"-M	M16×1-M	117.5	72.5	8	6.5	30	20	12	14	50
STEG1/4-AG-25-M20	G1/8"-F	G1/4"-M	M20×1.5-M	86.0	40.5	13	8.5	40	24	17	17	25
STEG1/4-AG-25-M20-VG	G1/8"-F	G1/4"-M	M20×1.5-M	86.0	40.5	13	8.5	40	24	17	17	25
STEG1/4-AG-50-M20	G1/8"-F	G1/4"-M	M20×1.5-M	115.5	70.0	13	8.5	40	24	17	17	50
STEG1/4-AG-75-M20	G1/8"-F	G1/4"-M	M20×1.5-M	145.0	99.5	13	8.5	40	24	17	17	75
STEG1/4-AG-75-M20-VG	G1/8"-F	G1/4"-M	M20×1.5-M	145.0	99.5	13	8.5	40	24	17	17	75
STEG3/8-AG-30-M22	G1/4"-F	G3/8"-M	M22×1.5-M	92.5	47	13	8.5	40	27	19	19	30
STEG3/8-AG-50-M22	G1/4"-F	G3/8"-M	M22×1.5-M	112.5	67	13	8.5	40	27	19	19	50
STE G3/8-AG-50-M22-VG	G1/4-F	G3/8"-M	M22×1.5-M	112.5	67	13	8.5	40	27	19	19	50
STEG1/2-AG-25-M30	G3/8"-F	G1/2"-M	M30×1.5-M	105.5	42.5	13	10.5	55	36	24	24	25
STEG1/2-AG-75-M30	G3/8"-F	G1/2"-M	M30×1.5-M	176.5	113.5	13	10.5	55	36	24	24	75
STEG1/2-AG-90-M30	G3/8"-F	G1/2"-M	M30×1.5-M	188.5	125.5	13	10.5	55	36	24	24	90

選型規則 SELECTION RULES

彈簧緩衝支杆STE-HD Spring buffer strut

產品特點

- 搬運吸取平面存在高度差異的工件(如曲面金屬薄板)
- 搬運對壓力敏感的工件（如玻璃），確保柔性接觸
- 適合在惡劣的工作條件下使用

型號訂購碼

STE-HD – 15 – G1/8-AG

產品系列
STE-HD

緩衝行程
Buffer stroke
15mm
25mm
50mm
75mm
90mm

連接頭螺紋 Thread
G1/8-AG：G1/8外螺紋
G1/4-AG：G1/4外螺紋
G3/8-AG：G3/8外螺紋
G1/2-AG：G1/2外螺紋

規格 Model	G1/8-AG	G1/4-AG	G3/8-AG	G1/2-AG
STE-HD 15	●			
STE-HD 15 VG	●			
STE-HD 25	●			
STE-HD 25 VG	●			
STE-HD 50	●			
STE-HD 50 VG	●			
STE-HD 25		●		
STE-HD 25 VG		●		
STE-HD 50		●		
STE-HD 50 VG		●		
STE-HD 75		●		
STE-HD 75 VG		●		
STE-HD 90 VG			●	
STE-HD 25			●	
STE-HD 25 VG			●	
STE-HD 75			●	
STE-HD 75 VG			●	
STE-HD 90			●	
STE-HD 90 VG				●
STE-HD 25				●
STE-HD 25 VG				●
STE-HD 75				●
STE-HD 75 VG		●		
STE-HD 90				●
STE-HD 90 VG				●

● HD 重載型/ AG外螺紋 /VG帶防旋轉功能

規格參數 SPECIFICATIONS

配件型號 Part model	彈簧負荷率N/mm Spring load rate	彈簧預應力N Spring prestress	彈力N Elastic force	垂直負載N Vertical load	水平負載N HorizoSTAI load	自重g dead weight	工作溫度℃ Temperature
STE-HDG1/8-AG 15	0.22	3.53	5.19	3700	385	80	0-80
STE-HDG1/8-AG 15VG	0.221	3.53	5.19	3700	385	80	0-80
STE-HDG1/8-AG 25	0.143	3.57	5.36	3700	283	90	0-80
STE-HDG1/8-AG 25VG	0.143	3.57	5.36	3700	283	90	0-80
STE-HDG1/8-AG 50	0.097	2.92	5.34	3700	173	110	0-80
STE-HDG1/8-AG 50VG	0.097	2.92	5.34	3700	173	110	0-80
STE-HDG1/4-AG 25	0.711	6.47	15.36	2400	747	145	0-80
STE-HDG1/4-AG 25VG	0.711	6.47	15.36	2400	747	145	0-80
STE-HDG1/4-AG 50	0.452	1.40	12.70	2400	466	175	0-80
STE-HDG1/4-AG 50VG	0.452	1.40	12.70	2400	466	175	0-80
STE-HDG1/4-AG 75	0.262	5.38	15.20	2400	340	190	0-80
STE-HDG1/4-AG 75VG	0.262	5.38	15.20	2400	340	190	0-80
STE-HDG3/8-AG 25	3.829	25.64	73.50	4800	1870	400	0-80
STE-HDG3/8-AG 25VG	3.829	25.64	73.50	4800	1870	400	0-80
STE-HDG3/8-AG 75	1.072	37.20	77.40	4800	800	530	0-80
STE-HDG3/8-AG 75VG	1.072	37.20	77.40	4800	800	530	0-80
STE-HDG3/8-AG 90	1.072	24.38	75.30	4800	730	545	0-80
STE-HDG3/8-AG90VG	1.072	24.38	75.30	4800	730	545	0-80
STE-HDG1/2-AG 25	3.289	25.64	73.50	4900	1870	400	0-80
STE-HDG1/2-AG 25VG	3.289	25.64	73.50	4900	1870	400	0-80
STE-HDG1/2-AG 75	1.072	37.20	77.40	4900	800	530	0-80
STE-HDG1/2-AG 75VG	1.072	37.20	77.40	4900	800	530	0-80
STE-HDG1/4-AG90VG	0.262	1.49	13.28	1500	300	210	0-80
STE-HDG1/2-AG 90	1.072	24.38	75.30	4900	730	544	0-80

● HD 重載型/ AG外螺紋 /VG帶防旋轉功能

外形尺寸 OVERALL DIMENSIONS

STE-HD(-VG)

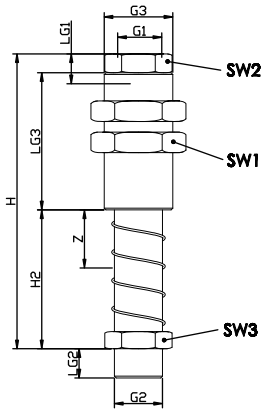

型號 Model	尺寸 Dimension（mm）											
	G1	G2	G3	H	H2	LG1	LG2	LG3	SW1	SW2	SW3	Z(行程) Stroke
STE-HD G1/8-AG 15	G1/8"-F	G1/8"-M	M16×1-M	72.5	28.5	8	6.5	30	20	12	14	15
STE-HD G1/8-AG 15VG	G1/8"-F	G1/8"-M	M16×1-M	72.5	28.5	8	6.5	30	20	12	14	15
STE-HD G1/8-AG 25	G1/8"-F	G1/8"-M	M16×1-M	85.5	41.5	8	6.5	30	20	12	14	25
STE-HD G1/8-AG 25VG	G1/8"-F	G1/8"-M	M16×1-M	85.5	41.5	8	6.5	30	20	12	14	25
STE-HD G1/8-AG 50	G1/8"-F	G1/8--M	M16×1-M	116.5	72.5	8	6.5	30	20	12	14	50
STE-HD G1/8-AG 50VG	G1/8"-F	G1/8"-M	M16×1-M	116.5	72.5	8	6.5	30	20	12	14	50
STE-HD G1/4AG 25	G13"F	G1/4"-M	M20×1.5-M	86.0	40.5	12	8.5	40	24	17	17	25
STE-HD G1/4-AG 25VG	G1/8"-F	G1/4--M	M20×1.5-M	86.0	40.5	12	8.5	40	24	17	17	25
STE-HD G1/4-AG 50	G1/8"-F	G1/4"-M	M20×1.5-M	115.5	70.0	12	8.5	40	24	17	17	50
STE-HD G1/4-AG 50VG	G1/8*-F	G1/4"-M	M20×1.5-M	115.5	70.0	12	8.5	40	24	17	17	50
STE-HD G1/4-AG 75	G1/8"-F	G1/4"-M	M20×1.5-M	145.5	100.0	12	8.5	40	24	17	17	75
STE-HD G1/4-AG75VG	G1/8*-F	G1/4"-M	M20×1.5-M	145.0	99.5	12	8.5	40	24	17	17	75
STE-HDG3/8-AG 25	G3/8"-F	G3/8"-M	M30×1.5-M	106.0	41.0	12	10.5	53	36	24	24	25
STE-HD G3/8-AG 25VG	G3/8"-F	G3/8"-M	M30×1.5-M	106.0	41.0	12	10.5	53	36	24	24	25
STE-HD G3/8-AG 75	G3/8"-F	G3/8"-M	M30×1.5-M	177.0	112.0	12	10.5	53	36	24	24	75
STE-HD G3/8-AG 75VG	G3/8"-F	G3/8"-M	M30×1.5-M	177.0	112.0	12	10.5	53	36	24	24	75
STE-HD G3/8-AG 90	G3/8"-F	G3/8"-M	M30×1.5-M	189.0	124.0	12	10.5	53	36	24	24	90
STE-HD G3/8-AG 90VG	G3/8"-F	G3/8"-M	M30×1.5-M	189.0	124.0	12	10.5	53	36	24	24	90
STE-HD G1/2-AG 25	G3/3"F	G1/2--M	M30×1.5-M	105.5	40.5	12	10.5	53	36	24	24	25
STE-HD G1/2-AG 25VG	G3/8"-F	G1/2"-M	M30×1.5-M	105.5	40.5	12	10.5	53	36	24	24	25
STE-HD G1/2-AG 75	G3/8-F	G1/2"-M	M30×1.5-M	176.5	111.5	12	10.5	53	36	24	24	75
STE-HD G1/2-AG75VG	G3/8"-F	G1/2"-M	M30×1.5-M	176.5	111.5	12	10.5	53	36	24	24	75
STE-HDG1/4-AG90VG	G1/8"-F	G1/4"-M	M20×1.5-M	160.0	114.3	12	8.5	40	24	17	17	90
STE-HDG1/2-AG90	G3/8"-F	G1/2"-M	M30×1.5-M	188.5	123.5	12	10.5	53	36	24	24	90
STE-HDG1/2-AG 90VG	G3/8"-F	G1/2"-M	M30×1.5-M	188.5	123.5	12	10.5	53	36	24	24	90

選型規則 SELECTION RULES

彈簧緩衝支杆STEF Spring buffer strut

產品特點
- 搬運吸取平面存在高度差异的工件(如曲面金屬薄板)
- 搬運對壓力敏感的工件（如玻璃），確保柔性接觸

型號訂購碼

STEF – 15 – M16 – G1/8-IG

產品系列
STEF

緩衝行程
Buffer stroke
15mm
25mm
30mm
50mm
75mm
90mm

套筒螺紋
Socket thread
M16
M20
M22
M30

連接頭螺紋 Thread
G1/8-IG：G1/8外螺紋
G1/4-IG：G1/4外螺紋
G3/8-IG：G3/8外螺紋
G1/2-IG：G1/2外螺紋

規格 Model	G1/8-IG	G1/4-IG	G3/8-IG	G1/2-IG
STEF 15 M16	●			
STEF 15 M16 VG	●			
STEF 25 M16	●			
STEF 50 M16	●			
STEF 50 M16 VG	●			
STEF 25 M20		●		
STEF 25 M20 VG		●		
STEF 50 M20		●		
STEF 75 M20		●		
STEF 75 M20 VG		●		
STEF 30 M22			●	
STEF 50 M22			●	
STEF 50 M22 VG			●	
STEF 25 M30				●
STEF 75 M30				●
STEF 90 M30				●

● IG外螺紋 VG(帶防旋轉功能)

規格參數 SPECIFICATIONS

配件型號 Part model	彈簧負荷率N/mm Spring load rate	彈簧預應力N Spring prestress	彈力N Elastic force	垂直負載N Vertical load	水平負載N HorizoSTAl load	自重g dead weight	工作溫度℃ Temperature
STEFG1/8-1G-15-M16	0.22	3.53	5.19	3700	385	80	0-80
STEFG1/8-IG-15-M16-VG	0.221	3.53	5.19	3700	385	80	0-80
STEFG1/8-IG-25-M16	0.143	3.57	5.36	3700	283	90	0-80
STEFG1/8-IG-50-M16	0.097	2.92	5.34	3700	173	110	0-80
STEFG1/8-IG-50-M16-VG	0.097	2,92	5.34	3700	173	110	0-80
STEFG1/4-1G-25-M20	0.711	6.47	15.36	2400	747	145	0-80
STEFG1/4-IG-25-M20-VG	0.711	6.47	15.38	2400	747	144	0-80
STEFG1/4-IG-50-M20	0.452	1.40	12.70	2400	466	175	0-80
STEFG1/4-1G-75-M20	0.262	5.38	15.20	2400	340	190	0-80
STEFG1/4-IG-75-M20-VG	0.262	5.38	15.20	2400	340	202	0-80
STEFG3/8-IG-30-M22	0.985	7.72	28.8	2800	360	174	0-80
STEFG3/8-1G-50-M22	0.738	5.77	31.6	2800	360	194	0-80
STEFG3/8-1G-50-M22-VG	0.738	5.77	31.6	2800	360	194	0-80
STEFG1/2-1G-25-M30	3.829	25.64	73.50	4900	1870	400	0-80
STEFG1/2-IG-75-M30	1.072	37.20	77.40	4900	800	530	0-80
STEFG1/2-1G-90-M30	1.072	24,38	75.30	4900	730	544	0-80

外形尺寸 OVERALL DIMENSIONS

STEF-61/8至G1/2(-VG)

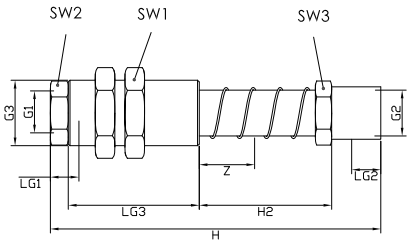

型號 model	尺寸 Dimension（mm）											
	G1	G2	G3	H	H2	LG1	LG2	LG3	SW1	SW2	SW3	Z(行程) Stroke
STEFG1/8-1G-15-M16	G1/8"-F	G1/8"-M	M16×1-M	82.5	29.5	8	11.5	30	20	12	14	15
STEFG1/8-IG-15-M16-VG	G1/8"-F	G1/8"-M	M16×1-M	82.5	28.5	8	11.5	30	20	12	14	15
STEFG1/8-IG-25-M16	G1/8"-F	G1/8"-M	M16×1-M	95.5	42.5	8	11.5	30	20	12	14	25
STEFG1/8-IG-50-M16	G1/8"-F	G1/8"-M	M16×1-M	126.5	73.5	8	11.5	30	20	12	14	50
STEFG1/8-IG-50-M16-VG	G1/8"-F	G1/8"-M	M16×1-M	126.5	72.5	8	11.5	30	20	12	14	50
STEFG1/4-1G-25-M20	G1/8"-F	G1/4"-M	M20×1.5-M	95.5	40.5	13	11.5	40	24	17	17	25
STEFG1/4-IG-25-M20-VG	G1/8"-F	G1/4"-M	M20×1.5-M	95.5	40.5	13	11.5	40	24	17	17	25
STEFG1/4-1G-50-M20	G1/8"-F	G1/4"-M	M20×1.5-M	125	70.0	13	11.5	40	24	17	17	50
STEFG1/4-1G-75-M20	G1/8"-F	G1/4"-M	M20×1.5-M	154.5	99.5	13	11.5	40	24	17	17	75
STEFG1/4-1G-75-M20-VG	G1/8"-F	G1/4"-M	M20×1.5-M	154.5	99.5	13	11.5	40	24	17	17	75
STEFG3/8-1G-30-M22	G1/4"-F	G3/8"-M	M22×1.5-M	104.5	47	13	12.5	40	27	19	19	30
STEFG3/8-1G-50-M22	G1/4"-F	G3/8"-M	M22×1.5-M	124.5	67	13	12.5	40	27	19	19	50
STEFG3/8-1G-50-M22-VG	G1/4"-F	G3/8"-M	M22×1.5-M	124.5	67	13	12.5	40	27	19	19	50
STEFG1/2-1G-25-M30	G3/8"-F	G1/2"-M	M30×1.5-M	119.5	42.5	13	12	55	36	24	24	25
STEFG1/2-1G-75-M30	G3/8"-F	G1/2"-M	M30×1.5-M	190.5	113.5	13	12	55	36	24	24	75
STEFG1/2-IG-90-M30	G3/8"-F	G1/2"-M	M30×1.5-M	202.5	125.5	13	12	55	36	24	24	90

選型規則 SELECTION RULES

彈簧緩衝支杆STA Spring buffer strut

產品特點

- 帶有雙位上下緩衝彈簧，搬運被吸取平面存在高度差異的工件（如曲面金屬薄板）
- 搬運對壓力敏感的工件（如玻璃），確保柔性接觸

型號訂購碼

STA – 25 – M20 – G1/4-AG

產品系列
STA

緩衝行程
Buffer stroke
25mm
50mm
90mm

套筒螺紋
Socket thread
M20
M30

連接頭螺紋 Thread
G1/4-AG：G1/4外螺紋
G1/2-AG：G1/2外螺紋

規格 Model	G1/4-IG	G1/2-IG
STA 25 M20	●	
STA 50 M20	●	
STA 25 M30		●
STA 50 M30		●
STA 90 M30		●

● AG外螺紋

規格參數 SPECIFICATIONS

配件型號 Part model	彈簧負荷率N/mm Spring load rate	彈簧預應力N Spring prestress	彈力N Elastic force	垂直負載N Vertical load	水平負載N HorizoSTAl load	自重g dead weight	工作溫度℃ Temperature
STA G1/4-AG-25-M20	0.71	8.95	17.8	2400	800	185	0-80
STA G1/4-AG-50-M20	0.262	14.10	20.6	2400	490	210	0-80
STA G1/2-AG-25-M30	3.828	25.65	73.5	4900	1870	493	0-80
STA G1/2-AG-50-M30	1.810	3.95	49.2	4900	1200	539	0-80
STA G1/2-AG-90-M30	1.072	24.38	75.3	4900	730	645	0-80

外形尺寸 OVERALL DIMENSIONS

STA G1/4至G1/2

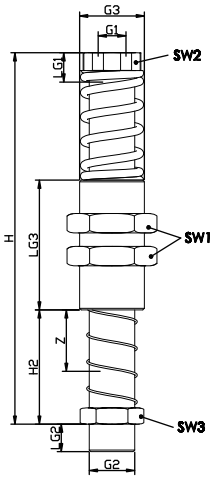

型號 Model	尺寸Dimension（mm）											
	G1	G2	G3	H	H2	LG1	LG2	LG3	SW1	SW2	SW3	Z(行程) Stroke
STA G1/4-AG-25-M20	G1/8-F	G1/4-M	M20×1.5-M	114.5	37.0	12	8.5	40	24	17	17	25
STA G1/4-AG-50-M20	G1/8"-F	G1/4"-M	M20×1.5-M	144.0	66.5	12	8.5	40	24	17	17	50
STA G1/2-AG-25-M30	G3/8"-F	G1/2"-M	M30×1.5-M	146.5	42.5	12	10.5	55	36	24	24	25
STA G1/2-AG-50-M30	G3/8"-F	G1/2--M	M30×1.5-M	176.5	72.5	12	10.5	55	36	24	24	50
STA G1/2-AG-90-M30	G3/8"-F	G1/2--M	M30×1.5-M	229.5	125.5	12	10.5	55	36	24	24	90

選型規則 SELECTION RULES

彈簧緩衝支杆STA-HD Spring buffer strut

產品特點

- 帶有雙位上下緩衝彈簧,搬運被吸取平面存在高度差异的工件（如曲面金屬薄板）
- 搬運對壓力敏感的工件（如玻璃），確保柔性接觸
- 適合在惡劣的工作條件下使用
- 適用于工作周期短暫、搬運速度快的場合

型號訂購碼

STA-HD – 25 – G1/4-AG

產品系列
STA-HD

缓冲行程
Buffer stroke
25mm
50mm
90mm

連接頭螺紋 Thread
G1/4-AG：G1/4外螺紋
G3/8-AG：G3/8外螺紋
G1/2-AG：G1/2外螺紋

規格 Model	G1/4-AG	G3/8-AG	G1/2-AG
STA-HD 25	●		
STA-HD 25 VG	●		
STA-HD 50	●		
STA-HD 50 VG	●		
STA-HD 25		●	
STA-HD 25 VG		●	
STA-HD 50		●	
STA-HD 50 VG		●	
STA-HD 90		●	
STA-HD 90 VG		●	
STA-HD 25			●
STA-HD 25 VG			●
STA-HD 50			●
STA-HD 50 VG			●
STA-HD 90			●
STA-HD 90 VG			●

● HD 重載型/ AG外螺紋 /VG帶防旋轉功能

規格參數 SPECIFICATIONS

配件型號 Part model	彈簧負荷率N/mm Spring load rate	彈簧預應力N Spring prestress	彈力N Elastic force	垂直負載N Vertical load	水平負載N HorizoSTAl load	自重g dead weight	工作溫度℃ Temperature
STA-HDG1/4-AG 25	0.711	8.95	17.8	2400	800	185	0-80
STA-HDG1/4-AG 25VG	0.711	8.95	17.8	2400	800	185	0-80
STA-HDG1/4-AG 50	0.262	14.10	20.6	2400	490	210	0-80
STA-HDG1/4-AG 50VG	0.262	14.10	20.6	2400	490	210	0-80
STA-HDG3/8-AG 25	3.828	25.65	73.5	4800	1870	495	0-80
STA-HDG3/8-AG 25VG	3,828	25.65	73.5	4800	1870	495	0-80
STA-HDG3/8-AG 50	1.810	3.95	49.2	4800	1200	540	0-80
STA-HDG3/8-AG 50VG	1.810	3.95	49.2	4800	1200	540	0-80
STA-HDG3/8-AG 90	1.072	24.38	75.3	4800	730	645	0-80
STA-HDG3/8-AG90VG	1.072	24.38	75.3	4800	730	645	0-80
STA-HDG1/2-AG 25	3.828	25.65	73.5	4900	1870	493	0-80
STA-HDG1/2-AG 25VG	3.828	25.65	73.5	4900	1870	495	0-80
STA-HDG1/2-AG 50	1.810	3.95	49.2	4900	1200	539	0-80
STA-HDG1/2-AG 50VG	1.810	3.95	49.5	4900	1200	540	0-80
STA-HDG1/2-AG 90	1.072	24.38	75.3	4900	730	645	0-80
STA-HDG1/2-AG 90VG	1.072	24.38	75.3	4900	730	645	0-80

外形尺寸 OVERALL DIMENSIONS

STA-HD G1/4 至 G1/2

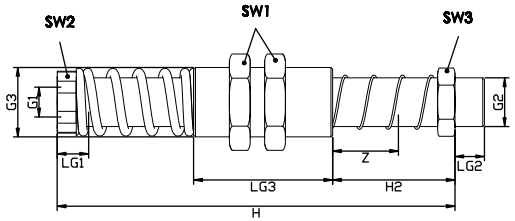

型號 model	尺寸 Dimension（mm）											
	G1	G2	G3	H	H2	LG1	LG2	LG3	SW1	SW2	SW3	Z(行程) Stroke
STA-HD G1/4-AG 25	G1/8"-F	G1/4"-M	M20×1.5-M	114.5	37.0	12	8.5	40	24	17	17	25
STA-HD G1/4-AG 25 VG	G1/8"-F	G1/4"-M	M20×1.5-M	114.5	37.0	12	8.5	40	24	17	17	25
STA-HD G1/4-AG 50	G1/8"-F	G1/4--M	M20×1.5-M	144.0	68.5	12	8.5	40	24	17	17	50
STA-HD G1/4-AG 50 VG	G1/8"-F	G1/4"-M	M20×1.5-M	144.0	66.5	12	8.5	40	24	17	17	50
STA-HD G3/8-AG 25	G3/8"-F	G3/8--M	M30×1.5-M	146.5	49.5	12	10.5	53	36	24	24	25
STA-HD G3/8-AG 25 VG	G3/8"-F	G3/8"-M	M30×1.5-M	147.0	57.0	12	10.5	53	36	24	24	25
STA-HD G3/8-AG 50	G3/8"-F	G3/8"-M	M30×1.5-M	176.5	79.5	12	10.5	53	36	24	24	50
STA-HD G3/8-AG 50 VG	G3/8"-F	G3/8"-M	M30×1.5-M	177.0	87.0	12	10.5	53	36	24	24	50
STA-HD G3/8-AG 90	G3/8"-F	G3/8"-M	M30×1.5-M	229.5	132.5	12	10.5	53	36	24	24	90
STA-HD G3/8-AG 90 VG	G3/8"-F	G3/8"-M	M30×1.5-M	230.0	140.0	12	10.5	53	36	24	24	90
STA-HD G1/2-AG 25	G3/8"-F	G1/2"-M	M30×1.5-M	146.5	56.5	12	10.5	53	36	24	24	25
STA-HD G1/2-AG 25 VG	G3/8"-F	G1/2"-M	M30×1.5-M	146.5	56.5	12	10.5	53	36	24	24	25
STA-HD G1/2-AG 50	G3/8"-F	G1/2"-M	M30×1.5-M	176.5	86.5	12	10.5	53	36	24	24	50
STA-HD G1/2-AG 50 VG	G3/8"-F	G1/2"-M	M30×1.5-M	176.5	88.5	12	10.5	53	36	24	24	50
STA-HD G1/2-AG 90	G3/8"-F	G1/2"-M	M30×1.5-M	229.5	139.5	12	10.5	53	36	24	24	90
STA-HD G1/2-AG 90 VG	G3/8"-F	G1/2"-M	M30×1.5-M	229.5	139.5	12	10.5	53	36	24	24	90

選型規則 SELECTION RULES

彈簧緩衝支杆STI Spring buffer strut

產品特點

- 搬運吸取平面存在高度差异的工件(如曲面金屬薄板)
- 搬運對壓力敏感的工件（如玻璃），確保柔性接觸
- 特別適合汽車工業的搬運作業

型號訂購碼

STI – 10 – M8 – M5-AG

產品系列
STI

緩衝行程 Buffer stroke
10mm
15mm
20mm
25mm
30mm
50mm

套筒螺紋 Socket thread
M8
M16
M18

連接頭螺紋 Thread
G1/8-IG：G1/8外螺紋
G1/4-IG：G1/4外螺紋
G3/8-IG：G3/8外螺紋

規格 Model	G1/8-IG	G1/4-IG	G3/8-IG
STI G1/8-AG-20-M16	●		
STI G1/8-AG-30-M16	●		
STI G1/8-AG-50-M16	●		
STI G1/4-AG-20-M18		●	
STI G1/4-AG-30-M18		●	
STI G1/4-AG-50-M18		●	
STI G3/8-AG-20-M18			●
STI G3/8-AG-30-M18			●
STI G3/8-AG-50-M18			●

● AG外螺紋

規格參數 SPECIFICATIONS

配件型號 Part model	彈簧負荷率N/mm Spring load rate	彈簧預應力N Spring prestress	彈力N Elastic force	垂直負載N Vertical load	水平負載N HorizoSTAl load	自重g dead weight	工作溫度℃ Temperature
STIG1/8-AG-20-M16	0.1	2.2	4.5	1000	700	60	0-80
STIG1/8-AG-30-M16	0.1	2.3	3.8	1000	700	70	0-80
STIG1/8-AG-50-M16	0.11	2.1	3.6	1000	700	90	0-80
STIG1/4-AG-20-M18	0.26	5.2	6.8	1000	700	120	0-80
STIG1/4-AG-30-M18	0.26	4.3	5.5	1000	700	135	0-80
STIG1/4-AG-50-M18	0.26	3.1	4.3	1000	700	170	0-80
STIG3/8-AG-20-M18	0.26	5.2	6.8	1000	700	130	0-80
STIG3/8-AG-30-M18	0.26	4.3	5.5	1000	700	145	0-80
STIG3/8-AG-50-M18	0.26	3.1	4.3	1000	700	180	0-80

外形尺寸 OVERALL DIMENSIONS

STIG18至G38

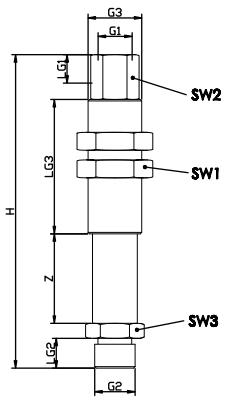

型號 Model	尺寸 Dimension（mm）										
	G1	G2	G3	H	LG1	LG2	LG3	SW1	SW2	SW3	Z(行程) Stroke
STIG1/8-AG-20-M16	G1/8"-F	G1/8"-M	M16×1	80	10	6	35	20	12	14	20
STIG1/8-AG-30-M16	G1/8"-F	G1/8"-M	M16×1	100	10	6	45	20	12	14	30
STIG1/8-AG-50-M16	G1/8"-F	G1/8"-M	M16×1	100	10	6	65	20	12	14	50
STIG1/4-AG-20-M18	G1/8"-F	G1/4"-M	M18×1	85	12	10	35	22	14	17	20
STIG1/4-AG-30-M18	G1/8"-F	G1/4"-M	M18×1	105	12	10	45	22	14	17	30
STIG1/4-AG-50-M18	G1/8"-F	G1/4-M	M18×1	145	12	10	65	22	14	17	50
STIG3/8-AG-20-M18	G1/8"-F	G3/8"-M	M18×1	85	12	10	35	22	14	21	20
STIG3/8-AG-30-M18	G1/8"-F	G3/8"-M	M18×1	105	12	10	45	22	14	21	30
STIG3/8-AG-50-M18	G1/8"-F	G3/8"-M	M18×1	145	12	10	65	22	14	21	50

選型規則 SELECTION RULES

彈簧緩衝支杆STE-FLEX Spring buffer strut

產品特點

- 球形柔性緩衝支杆帶有雙位上下加强彈簧，置于中心的彈簧與萬向球節設計完美的補償
- 搬運工件時的高度差
- 柔和的搬運易損性工件（例如玻璃）而無需額外的部件，保證了平穩安全的釋放工件
- 適合搬運變形彎曲及自然生長的材料（例如幹木材等），同時
- 不需要其它輔助安裝部件
- 適應惡劣的工況條件應用場合
- 適用于搬運周期短，節拍快的工作場合



型號訂購碼

STE-FLEX – 25 – HD1 – G3/8-IG　　G1/2-IG

產品系列 STE-FLEX	緩衝行程 Buffer stroke	類型 Type	真空連接螺紋 Vacuum connection thread	連接頭螺紋 Thread
	25mm 50mm 75mm	HD1	G3/8-IG	G1/2-AG：G1/2外螺紋

規格 Model	G1/2-AG
STE-FLEX 25 HD1 G1/2-AG G3/8-IG	●
STE-FLEX 50 HD1 G1/2-AG G3/8-IG	●
STE-FLEX 75 HD1 G1/2-AG G3/8-IG	●

● AG外螺紋/IG內螺紋

規格參數 SPECIFICATIONS

配件型號 Part model	彈簧負荷率N/mm Spring load rate	彈簧預應力N Spring prestress	彈力N Elastic force	垂直負載N Vertical load	自重g dead weight	工作溫度℃ Temperature
STE-FLEX.25HD1G1/2-AG G3/8-IG	3.828	25.60	73.50	3000	1450	0-80
STE-FLEX50 HD1G1/2-AG G3/8-1G	1.810	5.40	50.70	3000	1500	0-80
STE-FLEX75HD1G1/2-AG G3/8-IG	1.072	36.90	77.10	3000	1550	0-80

外形尺寸 OVERALL DIMENSIONS

STE-FLEX 25至75

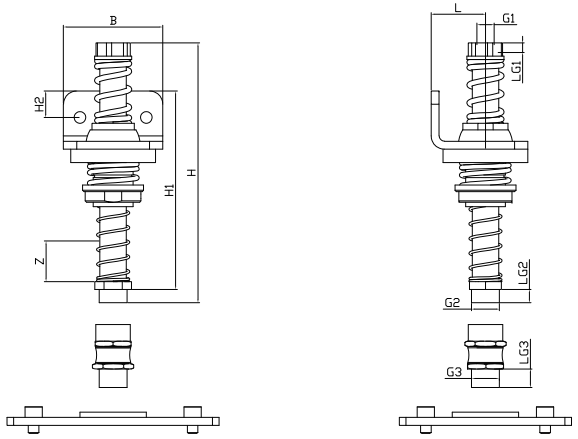

型號 Model	尺寸 Dimension（mm）										
	B	G1	G2	G3	H	H1	H2	L	LG2	LG3	Z(行程) Stroke
STE-FLEX.25HD1G1/2-AG G3/8-IG	75	G3/8"-F	G1/2"-M	G1/2"-M	167.6	129	20	41	11	14	25
STE-FLEX50 HD1G1/2-AG G3/8-1G	75	G3/8"-F	G1/2"-M	G1/2"-M	199.8	161	20	41	11	14	50
STE-FLEX75HD1G1/2-AG G3/8-IG	75	G3/8"-F	G1/2"-M	G1/2"-M	238.6	200	20	41	11	14	75

選型規則 SELECTION RULES

彈簧緩衝支杆STAL Spring buffer strut

產品特點

- 帶有雙位上下緩衝彈簧,搬運被吸取平面存在高度差異的工件（如曲面剛板或木質材料）
- 搬運過程中不需其它輔助安裝部件，適用于周期短，節拍快的工作場合，適用于工況惡劣的應用場合。

型號訂購碼

STAL – 25 – G1/2-AG

產品系列 STAL

緩衝行程 Buffer stroke
25mm
50mm
75mm

連接頭螺紋 Thread
G1/2-AG：G1/2外螺紋

規格 Model	G1/2-AG
STAL 25 G1-2-AG	●
STAL 50 G1-2-AG	●
STAL 75 G1-2-AG	●

● AG外螺紋紋

配件名稱 Model	型號規格 Specification	适合吸盘 Suitable for suction cups
安裝板 MouSTIng plate	FLAN-PL 120-85-15-C	STAL25、50、75

● AG外螺紋紋

規格參數 SPECIFICATIONS

配件型號 Part model	彈簧負荷率N/mm Spring load rate	彈簧預應力N Spring prestress	彈力N Elastic force	垂直負載N Vertical load	自重g dead weight	工作溫度℃ Temperature
STAL 25 G1-2-AG	3.828	25.60	73.50	3000	730	0-80
STAL 50 G1-2-AG	1.810	5.40	50.70	3000	780	0-80
STAL 75 G1-2-AG	1.072	36.90	77.10	3000	830	0-80

外形尺寸 OVERALL DIMENSIONS

STAL 25 至 75

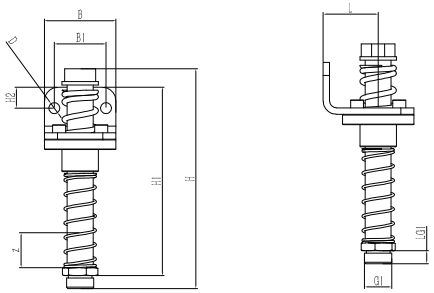

型號 Model	尺寸 Dimension (mm)									
	B	B1	H	H1	H2	L	LG1	G1	D	Z(行程) Stroke
STAL 25 G1-2-AG	55	40	139.5	110	16	42.5	10	G1/2	ϕ8.5	25
STAL 50 G1-2-AG	55	40	169.5	140	16	42.5	10	G1/2	ϕ8.5	50
STAL 75 G1-2-AG	55	40	207.5	178	16	42.5	10	G1/2	ϕ8.5	75

FLAN-PL 120-85-15

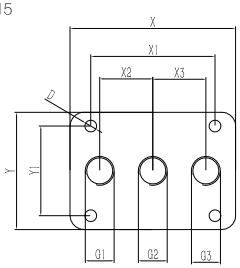



型號 Model	尺寸 Dimension (mm)										
	X	X1	X2	X3	Y	Y1	H	G1	G2	G3	D
FLAN-PL 120-85-15-C	120	98	38.5	38.5	85	65	15	G1/2	G1/2	G1/2	8.5

— NOTES —

產品規格 PRODUCT SPECIFICATIONS

OFL

真空行程氣缸，由洞桿和安裝螺栓固定，不可旋轉
Vacuum stroke cylinder, with non-rotative through hole rod and mounting stud

- 雙重效果。
- 三種規格。
- OFI生產的安裝加緊螺栓 (2)。
- 可選的磁傳感器 (3)。
- 非可旋轉的桿上帶有三個U型槽(1)。
- 過孔向真空吸盤輸送(4)。
- 食物級潤滑油FDA-H1。

- Double-effect.
- Three sizes available.
- Clampable stud for mounting by OFI products (2).
- Optional magnetic sensors (3).
- Three grooves with balls for non-rotative rod (1).
- Through hole for vacuum cup feeding (4).
- FDA-H1 food-grade grease.

(1)

(2)



(3)

(4)

型號 Model	介質 Medium	壓力範圍 Pressure range	溫度範圍 Temperature range	行程 Stroke	活塞桿 Piston bore	6 bar壓力下的關閉/打開力 Closing /opening force at 6 bar	循環空氣消耗量 Cycle air consumption	最小激活時間 Minimum actuating time	重量 (Weight)	單價(元) Price(yuan)
OFL2010	未潤滑型/已過濾、潤滑型壓縮空氣 Lubricated or non lubricated compressed air	2 ÷ 8 bar	5° ÷ 60℃	10mm	20mm	130N	4.7cm³	0.02s	60g	
OFL3015		2 ÷ 8 bar	5° ÷ 60℃	15mm	30mm	300N	1.6cm³	0.06s	110g	
OFL3030		2 ÷ 8 bar	5° ÷ 60℃	30mm	30mm	300N	3.2cm³	0.15s	140g	

產品規格 PRODUCT SPECIFICATIONS

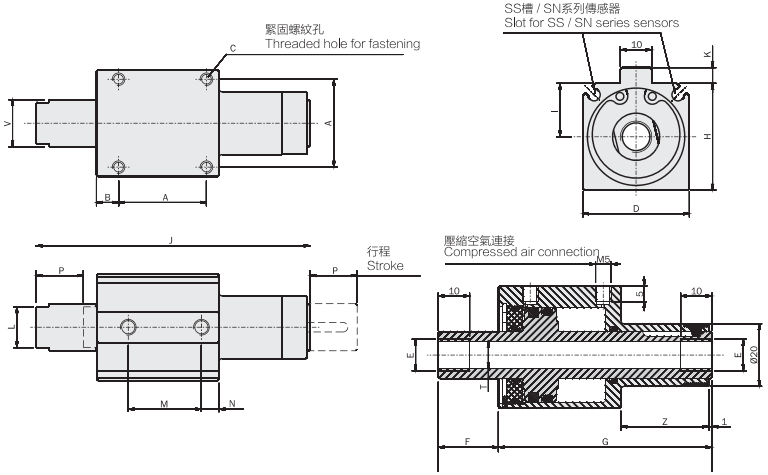

型號 Model	A (mm)	B (mm)	C (mm)	E (mm)	F (mm)	G (mm)	H (mm)	I (mm)	J (mm)	K (mm)	N (mm)	P (mm)	T (mm)	V (mm)	Z (mm)
OFL2010	19	9	M3x4	24	24	59	25	13	74.2	4	8	16	Ø4.2	Ø10	28
OFL3015	28	7	M4x6	34	34	68	34	17	87.2	5	13	23.3	Ø8.8	Ø15	28
OFL3030	28	7	M4x6	34	34	91	34	17	125.2	5	13	38.3	Ø8.8	Ø15	36

運用實例 APPLICATION EXAMPLE

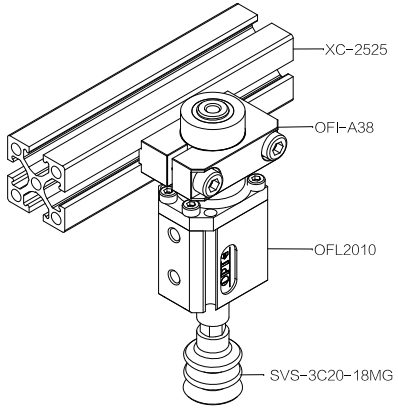

產品規格 PRODUCT SPECIFICATIONS

單指垂直操作的氣動夾具 One finger,perpendicuiar acting,pneumatic grippers for clamping

CFX

- 單個動作活塞驅動。
- 手指與活塞垂直，直線驅動。
- 手指過孔，使吸盤真空。
- 夾片上可移動的HNBR像膠墊片，用於軟接觸
- 可選的傳感和夾具。
- 食物級潤滑油FDA-H1。

- Single-acting pneumatic piston drive.
- Finger linear motion,perpendicular to the piston.
- Finger with through hole,to provide vacuum to a cup
- Removable HNBR rubber pad on the finger,for a soft touch.
- Optional sensors and clamps.
- FDA-H1 food-grade grease.

CFX-20-10

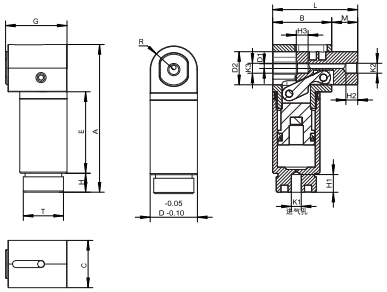

型號 Model	介質 Medium	壓力範圍 Pressure range	溫度範圍 Temperature range	6 bar壓力下的關閉扭矩 Closing torque at 6 bar	行程 Storke	最大工作頻率 Maximum working frequency	循環空氣消耗量 Cycle air consumption	重量 Weight	單價(元) Price (yuan)
CFX14-06	已过滤，润滑型/未润滑型压缩空气 Filtered,lubricated / non lubricated compressed air	2.5÷8bar	5° C÷60° C	13÷63N	6mm	1Hz	0.5cm³	30g	
CFX20-10				20÷115N	10mm	1Hz	3.5cm³	65g	
CFX30-15				44÷230N	15mm	1Hz	15cm³	190g	
CFX50-20				100÷900N	20mm	1Hz	50cm³	740g	

型號 Model	A (mm)	B (mm)	C (mm)	D (mm)	D1 (mm)	D2 (mm)	E (mm)	G (mm)	H (mm)	H1 (mm)	H2 (mm)	H3 (mm)	L (mm)	M (mm)	R (mm)	T (mm)	K1 (mm)	K2 (mm)	K3 (mm)
CFX14-06	52	23	14	14	Ø1.5	10	30	24	8	7	4.5	4.5	30	7	R7	M12X1.0	M5	M5	M5
CFX20-10	62.5	25	20	20	Ø2	14	34.5	26	8	7	4.5	4.5	36	11	R10	M17X1.0	M5	M5	M5
CFX30-15	87	34	30	30	Ø4.5	20	46	35	11	7	6	6	50	16	R15	M27X1.5	M5	G1/8	G1/8
CFX50-20	143	60	50	50	Ø9	35	68	61	25	10	9	9	80	20	R25	M45X1.5	G1/8	G1/4	G1/4

運用實例 APPLICATION EXAMPLE



產品概述 OVER VIEW

伸縮杆 Telescopic rod

伸縮杆特點

- 彈簧減震及高度補償，確保搬運易損工件時的柔性接觸，特別適用于電子行業和注塑成型端拾器。
- 當機械手移動時,這些懸件可用來保持吸盤的位置;
- 它們一般通過OFI支架安裝在治具上。

Telescopic rod features

- Spring shock absorption and height compensation ensure flexible contact when handling delicate workpieces, especially for the electronics industry and injection molded end pickers.
- The suspensions(or buffers,or level compensators)are used to keep the suction cups in position as the robot approaches.
- They are typically mounted on EOATs(End Of Arm Toolings) with OFI bracets.

反作用力

- 反作用力依賴于內部彈簧的壓縮,也依賴于伸縮懸件的活塞直徑及操作壓力。

Reaction force

- The reaction force depends on the compression(S)of the internal spring.And also on the piston diameter(d)and operation pressure(p),in the case of telescopic suspensions.

通過以下公式計算
Calculated by the following formula

$$R = R1 + K \cdot S + d^2 \cdot \frac{\pi}{40} \cdot p$$

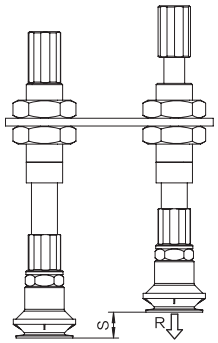

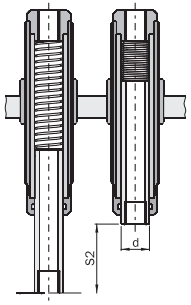

R [N]	反作用力 Reaction force
R1 [N]	初始彈簧力 Spring force at the beginning
K [N/mm]	回彈速率 Spring rate
S [mm]	壓縮行程 Compression stroke
d [mm]	活塞孔 Piston bore
p [bar]	壓力 Pressure
R2 [N]	末端行程的彈簧力 Spring force at the end-stroke
S2 [mm]	最大行程 Maximum stroke
m [g]	重量 Weight

產品規格 PRODUCT SPECIFICATIONS

OFI

真空吸盤固定支架 Long Mounting bracket for vacuum cup

尺寸(mm) *Dimensions (mm)*

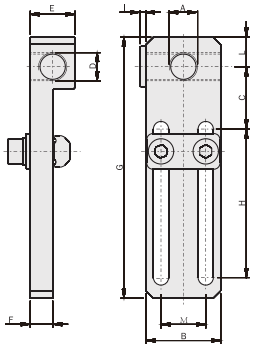

型號 Model	A (mm)	B (mm)	C (mm)	D (mm)	E (mm)	F (mm)	G (mm)	H (mm)	I (mm)	L (mm)	M (mm)	XC											重量 Weight	單價(元) Price(yuan)
OFI-A51	M5	16	14	M5	8	4	65	40	2	6	8	XC-1018	XC-1818	XC-2510	XC-2518	XC-2525	XC-5025	-	-	XC-2017	XC-3026	XC-5045	20.7g	
OFI-A52	G1/8"	25	21	G1/8"	15	7.5	88	50	2	10	15	XC-1018	XC-1818	XC-2510	XC-2518	XC-2525	XC-5025	XC-4040	XC-8040	XC-2017	XC-3026	XC-5045	57.1g	
OFI-A53	G1/4"	25	21	G1/8"	15	7.5	88	50	2	10	15	XC-1018	XC-1818	XC-2510	XC-2518	XC-2525	XC-5025	XC-4040	XC-8040	XC-2017	XC-3026	XC-5045	56.1g	

運用實例 APPLICATION EXAMPLE

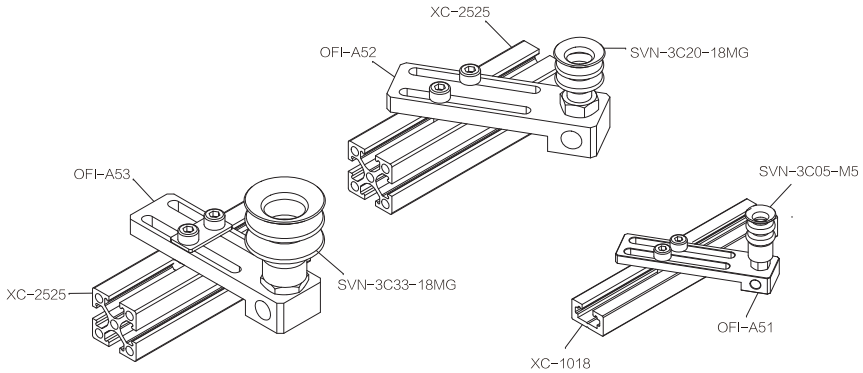

產品規格 PRODUCT SPECIFICATIONS

OFI

真空吸盤可調角度速接器 Adjustale angle connector for vacuum cup

尺寸(mm) *Dimensions (mm)*

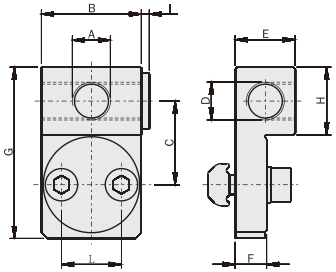

型號 Model	A (mm)	B (mm)	C (mm)	D (mm)	E (mm)	F (mm)	G (mm)	H (mm)	I (mm)	L (mm)	XC	XC	重量 Weight	單價(元) Price(yuan)
OFI-A54	M5	16	13	M5	10	5.3	28	10	2	8	XC-1018、XC-1818 XC-2510、XC-2518 XC-2525、XC-5025	XC-2017、XC-3026 XC-5045	17.7g	
OFI-A55	G1/8"	25	21	G1/8"	15	7.8	43	17	2	15	XC-2510、XC-2518 XC-2525、XC-5025 XC-4040、XC-8040		41.2g	
OFI-A56	G1/4"	25	21	G1/8"	15	7.8	43	17	2	15			40.1g	

運用實例 APPLICATION EXAMPLE

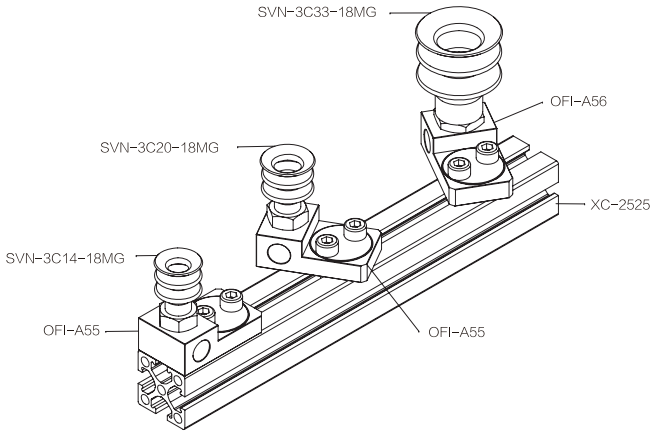

產品規格 PRODUCT SPECIFICATIONS

OFI

真空吸盤支撐腿 Leg for vacuum cup

尺寸(mm) *Dimensions (mm)*

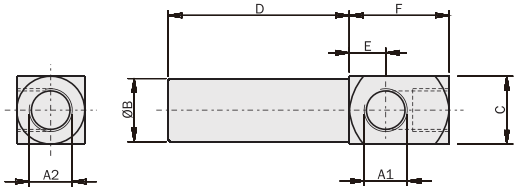

型號 Model	A1 (mm)	A2 (mm)	B (mm)	C (mm)	D (mm)	E (mm)	F (mm)	重量 Weight	單價(元) Price(yuan)
OFI-A70A	M5	M5	Ø10	11	30	6	16	10g	
OFI-A70B	M5	M5	Ø10	11	60	6	16	14.7g	
OFI-A70C	M5	M5	Ø10	11	90	6	16	19.8g	
OFI-A71A	G1/8"	G1/8"	Ø14	15	40	8	22	20.3g	
OFI-A71B	G1/8"	G1/8"	Ø14	15	60	8	22	25.4g	
OFI-A71C	G1/8"	G1/8"	Ø14	15	80	8	22	30.2g	
OFI-A71D	G1/8"	G1/8"	Ø14	15	120	8	22	41.5g	
OFI-A74A	G1/8"	G1/4"	Ø20	20	50	8	23	44.9g	
OFI-A74B	G1/8"	G1/4"	Ø20	20	75	8	23	58.6g	
OFI-A74C	G1/8"	G1/4"	Ø20	20	100	8	23	74.3g	
OFI-A74D	G1/8"	G1/4"	Ø20	20	150	8	23	101.6g	

運用實例 APPLICATION EXAMPLE

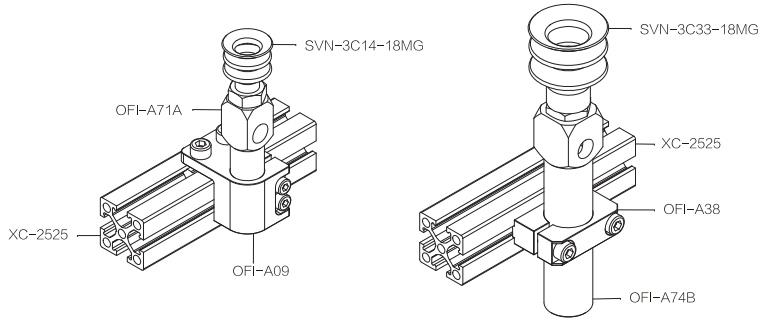

產品規格 PRODUCT SPECIFICATIONS

OFI

吸盤專用轉換接頭 Mounting adapter for vacuum cup

尺寸(mm) *Dimensions (mm)*

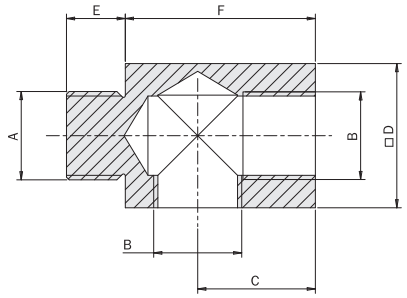

型號 Model	A (mm)	B (mm)	C (mm)	D (mm)	E (mm)	F (mm)	重量 Weight	單價(元) Price(yuan)
OFI-A361	M5	M5	8	8	5	14	2.1g	
OFI-A362	G1/8	G1/8	13	16	6.5	21	10g	
OFI-A364	M4	M5	8	8	5	12	2g	
OFI-A365	M3	M5	8	8	4	12	2.2g	

運用實例 APPLICATION EXAMPLE

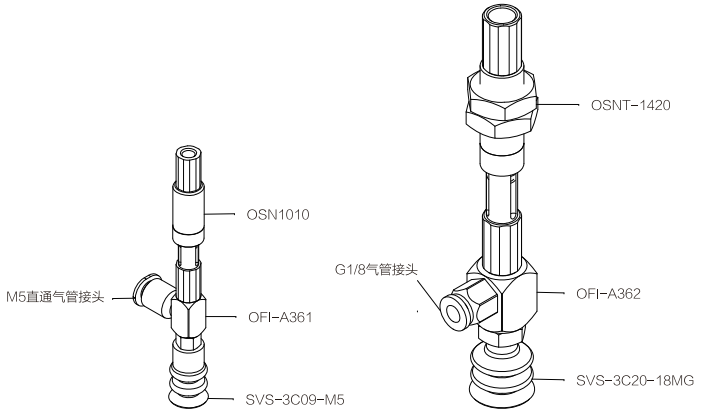

產品規格 PRODUCT SPECIFICATIONS

OFI

真空吸盤彎臂 Elbow arm for vacuum cup

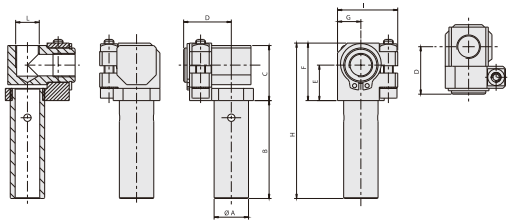

型號 Model	A (mm)	B (mm)	C (mm)	D (mm)	E (mm)	F (mm)	G (mm)	H (mm)	I (mm)	L (mm)	重量 Weight	單價(元) Price(yuan)
OFI-A256	Ø10	30	17	14.5	11	18	7	48	18.5	M5	18g	
OFI-A257	Ø10	60	17	14.5	11	18	7	78	18.5	M5	23.2g	
OFI-A258	Ø10	90	17	14.5	11	18	7	108	18.5	M5	27.5g	
OFI-A259	Ø14	40	22.5	19.4	14.5	23.5	9.5	63.5	24.5	G1/8"	22.5g	
OFI-A260	Ø14	80	22.5	19.4	14.5	23.5	9.5	103.5	24.5	G1/8"	52.7g	
OFI-A261	Ø14	120	22.5	19.4	14.5	23.5	9.5	143.5	24.5	G1/8"	65.1g	
OFI-A290	Ø20	50	28	23.3	18	30	12	80	33	G1/8"	92.2g	
OFI-A291	Ø20	100	28	23.3	18	30	12	130	33	G1/8"	113.6g	
OFI-A292	Ø20	150	28	23.3	18	30	12	180	33	G1/8"	139g	
OFI-A262	Ø20	50	30.5	23.3	18	30	12	80	30	G1/4"	58g	
OFI-A263	Ø20	100	30.5	23.3	18	30	12	130	30	G1/4"	73g	
OFI-A264	Ø20	150	30.5	23.3	18	30	12	180	30	G1/4"	88g	

運用實例 APPLICATION EXAMPLE

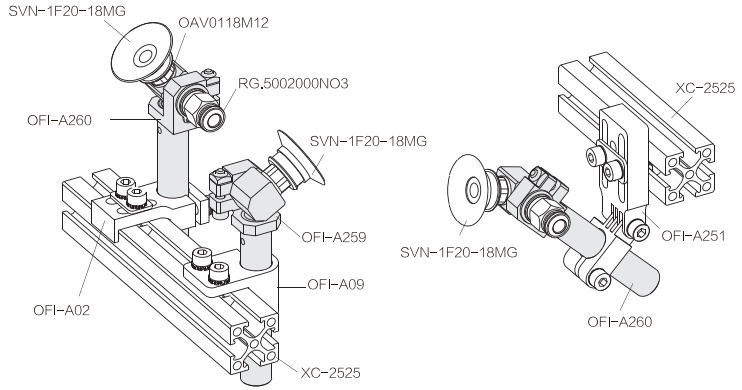

產品規格 PRODUCT SPECIFICATIONS

OFI

真空吸盤彎臂 Elbow arm for vacuum cup

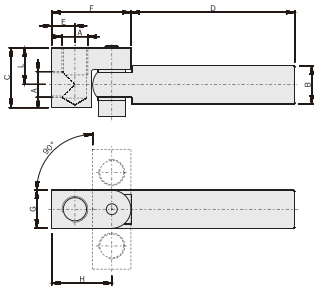

型號 Model	A (mm)	B (mm)	C (mm)	D (mm)	E (mm)	F (mm)	G (mm)	H (mm)	L (mm)	重量 Weight	單價(元) Price(yuan)
OFI-A142A	M5	Ø10	16.5	45	5.5	19	14	22	11	18g	
OFI-A142B	M5	Ø10	16.5	65	5.5	19	14	22	11	20.3g	
OFI-A142C	M5	Ø14	22	85	8.5	29	14	22	13.5	44.4g	
OFI-A142D	M5	Ø14	22	83	8.5	29	14	22	13.5	50g	
OFI-A144A	G1/8"	Ø14	22	123	8.5	29	14	22	13.5	60g	
OFI-A144B	G1/8"	Ø14	22	43	8.5	29	14	22	13.5	100g	
OFI-A144C	G1/8"	Ø20	27	63	12	38	20	28	15	75g	
OFI-A144D	G1/8"	Ø20	27	83	12	38	20	28	15	132.1g	
OFI-A148A	G1/4"	Ø20	27	55	12	42	20	28	15	12.2g	
OFI-A148B	G1/4"	Ø20	27	80	12	42	20	28	15	13.9g	
OFI-A148C	G1/4"	Ø20	27	105	12	42	20	28	15	20g	
OFI-A148D	G1/4"	Ø20	27	155	12	42	20	28	15	123g	

運用實例 APPLICATION EXAMPLE

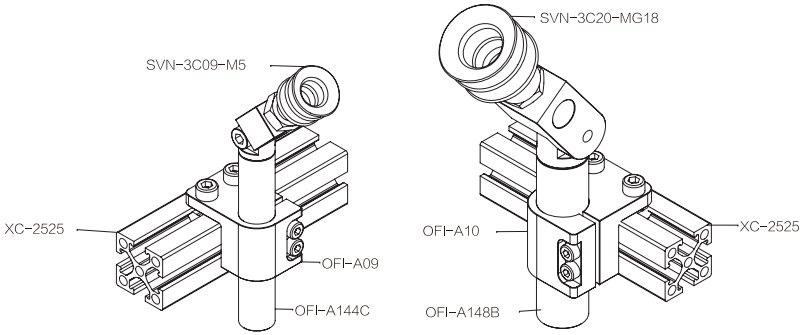

產品規格 PRODUCT SPECIFICATIONS

OFI

真空吸盤直接連接器 Direct connector for vacuum cup

尺寸(mm) *Dimensions (mm)*

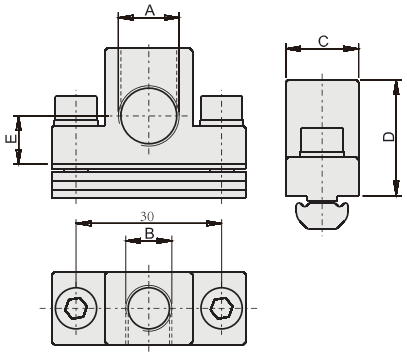

型號 Model	A (mm)	B (mm)	C (mm)	D (mm)	E (mm)	XC											重量 Weight	單價(元) Price(yuan)
OFI-A46	G1/8"	G1/8"	15	24	12	XC-1018	XC-1818	XC-2510	XC-2518	XC-2525	XC-5025	XC-4040	XC-8040	XC-2017	XC-3026	XC-5045	44.7g	
OFI-A47	G1/4"	G1/8"	15	24	10	-	-	XC-2510	XC-2518	XC-2525	XC-5025	XC-4040	XC-8040	-	XC-3026	XC-5045	42.5g	

運用實例 APPLICATION EXAMPLE

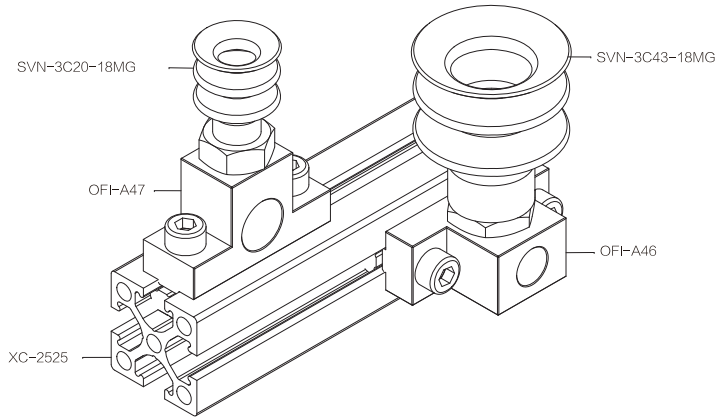

產品規格 PRODUCT SPECIFICATIONS

OFI

真空吸盤固定支架 Long mounting bracket for vacuum cup

尺寸(mm) *Dimensions (mm)*

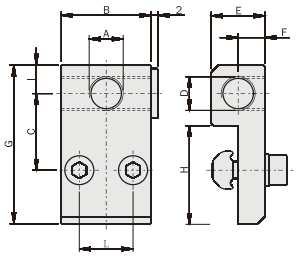

型號 Model	A (mm)	B (mm)	C (mm)	D (mm)	E (mm)	F (mm)	G (mm)	H (mm)	I (mm)	L (mm)	XC-...				重量 Weight	單價(元) Price(yuan)
OFI-A48	M5	16	13.5	M5	8	4	29	18	4.3	8	-	XC-1818	XC-1018	-	14g	
OFI-A49	G1/8"	25	21.5	G1/8"	15	7.5	44.5	25	8	15	XC-2510	XC-2518	XC-2525	XC-5025	39.1g	
OFI-A50	G1/4"	25	21.5	G1/8"	15	7.5	46.5	25	10	15	XC-2510	XC-2518	XC-2525	XC-5025	40.3g	

運用實例 APPLICATION EXAMPLE

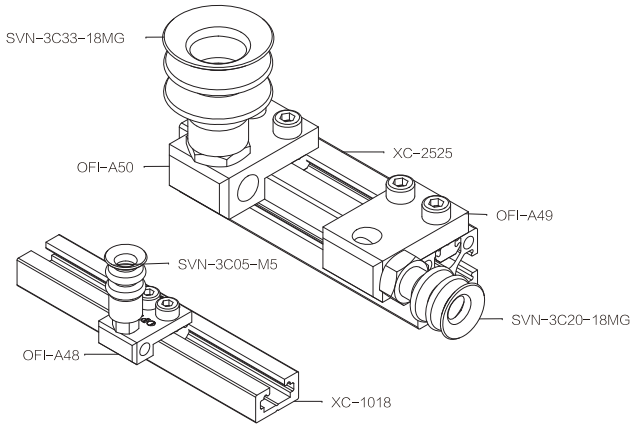

選型規則 SELECTION RULES

海綿真空吸盤OVP系列 OVP series Sponge vacuum sucker

產品特點

- 中型標準化設計
- 便利簡單的維修保養
- 采用輕而堅韌的高强度鋁型材
- 內置多級真空發生器模塊
- 采用OPT特有閥體技術
- 不同孔形技術適應更多的工件應用
- 歐洲原裝進口密封海綿墊壽命更長

型號訂購碼

OVP – 130 – 123 – V

- OVP：產品系列 OVP-130-FA
- 130：寬度 Width 130mm
- 123：長度 Length 262mm / 316mm / 352mm / 442mm / 550mm / 640mm
- V：真空閥規格 Vacuum valve specification
  - V-自閉閥
  - L-流量閥
  - S-高速閥

3 – F – 20 – A

- 3：設計類型 Design type
  - 3：PA03
  - 4：PA04
  - 5：PA05
  - 1：PA01
- F：吸墊類型 Suction pad type
  - F-海綿
- 20：密封墊規格 Gasket
  - 20:20mm
  - 30:30mm
  - 10F10：帶過濾功能
  - 15F10：帶過濾功能
  - M：無痕型
- A：真空源配置 Suction pad type
  - A-發生器

選型舉例Example of model selection：

OVP130-130-316-V-3-F-30-A

選型規則 SELECTION RULES

附件訂購碼

OVP – 130 – 123 – PA – 20 – FM

- OVP：產品系列 OVP
- 130：寬度mm Width
- 123：長度mm Length
- PA：海綿孔類型 Sponge hole type
- 20：厚度mm Gauge
- FM：
  - 無：基本型
  - F：過濾型
  - M：無痕型

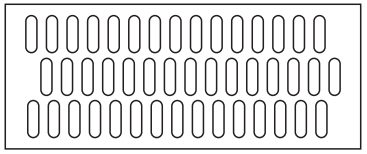

- OVP130標準海綿設計
- 類型：PA03
- 通用型

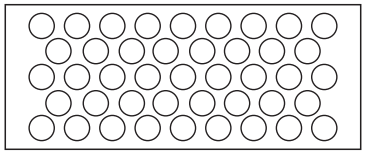

- OVP130客制化海綿設計
- 設計類型：PA04
- 特殊場合應用，需要定制



- OVP130客制化海綿設計
- 類型：PA05
- 特殊場合應用，需要定制

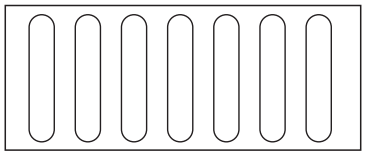

- OVP130客制化海綿設計
- 設計類型：PA01
- 特殊場合應用，需要定制

外形尺寸 OVERALL DIMENSIONS

OVP130標準海綿吸具(內置真空發生器)海綿設計類型：PA03

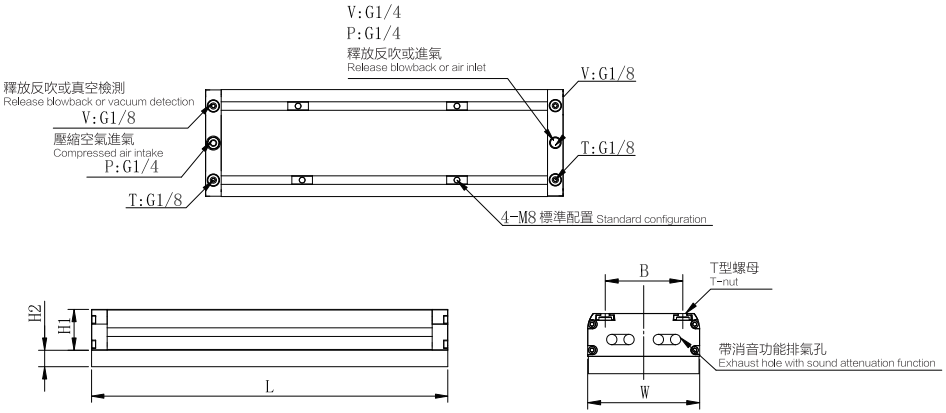

型號 Model	尺寸 dimension（mm）							
	B	H1	H2**			W	L	價格Price
OVP130-262V-3F**-A	90	50	10	15	20	130	262	
OVP130-316V-3F**-A	90	50	10	15	20	130	316	
OVP130-352V-3F**-A	90	50	10	15	20	130	352	
OVP130-442V-3F**-A	90	50	10	15	20	130	442	
OVP130-550V-3F**-A	90	50	10	15	20	130	550	
OVP130-640V-3F**-A	90	50	10	15	20	130	640	

規格參數 SPECIFICATIONS

型號 Model	類型 Type	孔數 No. holes	供氣壓力Bar Air supply pressure	耗氣量L/min Air consumption	真空度Kpa Vacuum degree	真空流量L/min Vacuum flow	吸取力N -Kg(Pa) Suction	重量Kg Weight
OVP130-262V-3F**-A	PA03	36	4-6	100	-60	350	393	2.5
OVP130-316V-3F**-A	PA03	45	4-6	100	-60	350	491	2.7
OVP130-352V-3F**-A	PA03	51	4-6	100	-60	350	557	2.9
OVP130-442V-3F**-A	PA03	66	4-6	200	-60	600	721	3.3
OVP130-550V-3F**-A	PA03	84	4-6	200	-60	600	917	3.7
OVP130-640V-3F**-A	PA03	99	4-6	300	-60	1050	1081	4.1

• 真空度爲參考數值-真空吸具（內置真空發生器）的Kpa請參考實際真空源性能數值

規格參數 SPECIFICATIONS

OVP130標準海綿吸具(內置真空發生器)海綿設計類型：PA04

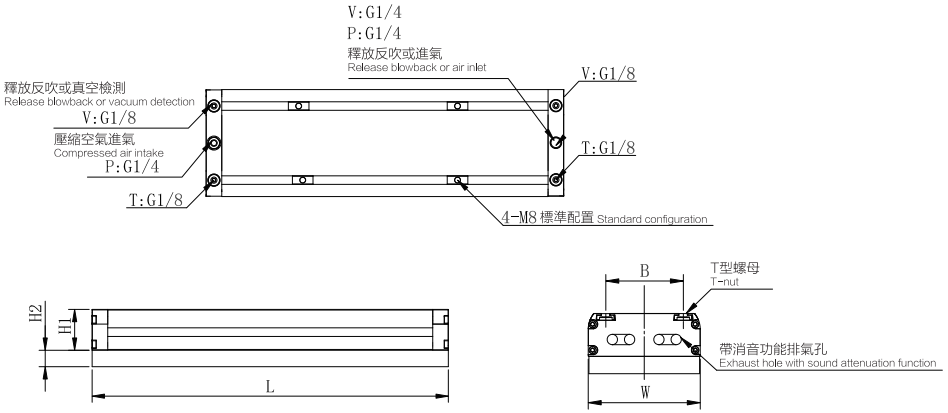

型號 Model	尺寸 dimension（mm）							
	B	H1	H2**			W	L	價格Price
HVGP130-295V-4F**-A	90	50	10	15	20	130	295	
HVGP130-434V-4F**-A	90	50	10	15	20	130	434	
HVGP130-572V-4F**-A	90	50	10	15	20	130	572	
HVGP130-711V-4F**-A	90	50	10	15	20	130	711	

規格參數 SPECIFICATIONS

型號 Model	類型 Type	設計數 No.design	供氣壓力Bar Air supply pressure	耗氣量L/min Air consumption	真空度Kpa Vacuum degree	真空流量L/min Vacuum flow	吸取力N -Kg(Pa) Suction	重量Kg Weight
HVGP130-295V-4F**-A	PA04	53	4-6	100	-60	350	490	2.6
HVGP130-434V-4F**-A	PA04	83	4-6	200	-60	600	767	3.3
HVGP130-572V-4F**-A	PA04	113	4-6	300	-60	1050	1044	3.8
HVGP130-711V-4F**-A	PA04	143	4-6	300	-60	1050	1321	4.5

• 真空度爲參考數值-真空吸具（內置真空發生器）的Kpa請參考實際真空源性能數值

外形尺寸 OVERALL DIMENSIONS

OVP130標準海綿吸具(內置真空發生器)海綿設計類型：PA05

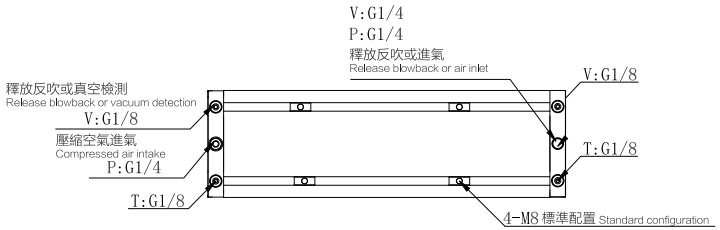

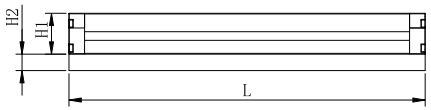

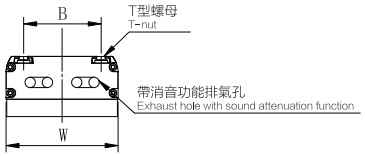

型號 Model	尺寸 dimension（mm）							
	B	H1	H2**			W	L	價格Price
OVP130-262V-5F**-A	90	50	10	15	20	130	262	
OVP130-316V-5F**-A	90	50	10	15	20	130	316	
OVP130-352V-5F**-A	90	50	10	15	20	130	352	
OVP130-442V-5F**-A	90	50	10	15	20	130	442	
OVP130-550V-5F**-A	90	50	10	15	20	130	550	
OVP130-640V-5F**-A	90	50	10	15	20	130	640	

規格參數 SPECIFICATIONS

型號 Model	類型 Type	孔數 No. holes	供氣壓力Bar Air supply pressure	耗氣量L/min Air consumption	真空度Kpa Vacuum degree	真空流量L/min Vacuum flow	吸取力N -80KPA Suction	重量Kg Weight
OVP130-262V-5F**-A	PA05	60	4-6	100	-60	350	287	2.5
OVP130-316V-5F**-A	PA05	75	4-6	200	-60	600	358	2.7
OVP130-352V-5F**-A	PA05	85	4-6	200	-60	600	406	2.9
OVP130-442V-5F**-A	PA05	110	4-6	300	-60	1050	526	3.3
OVP130-550V-5F**-A	PA05	140	4-6	400	-60	1400	669	3.7
OVP130-640V-5F**-A	PA05	165	4-6	400	-60	1400	788	4.1

• 真空度爲參考數值-真空吸具（內置真空發生器）的Kpa請參考實際真空源性能數值

選型規則 SELECTION RULES

海綿真空吸盤OVP系列 OVP series Sponge vacuum sucker

產品特點

- 小型標準化設計
- 便利簡單的維修保養
- 采用輕而堅韌的高强度鋁型材
- 內置多級真空發生器模塊
- 采用OPT特有閥體技術
- 不同孔形技術適應更多的工件應用
- 歐洲原裝進口密封海綿墊壽命更長

型號訂購碼

OVP – 60 – 123 – V

產品系列
OVP-60-FA

寬度
Width
60mm

長度
Length
320mm
420mm
520mm
620mm
720mm

真空閥規格
Vacuum valve specification
V-自閉閥
L-流量閥
S-高速閥

3 – F – 15 – A

設計類型
Design type
3：PB03
5：PB05

吸墊類型
Suction pad type
F-海綿

密封墊規格
Gasket
15:15mm
10F10：帶過濾功能
15F10：帶過濾功能
M：無痕型

真空源配置
Suction pad type
A-發生器

選型舉例Example of model selection：

OVP60-60-320-V-3-F-15-A

選型規則 SELECTION RULES

附件訂購碼

OVP	–	60	–	520	–	PB	–	15	–	FM
產品系列 OVP		寬度mm Width		長度mm Length		海綿孔類型 Sponge hole type		厚度mm Gauge		無：基本型 F：過濾型 M：無痕型

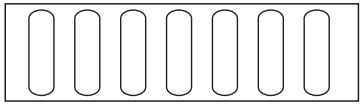

- OVPP60標準海綿設計
- 類型：PB01
- 特殊場合應用，需要定制

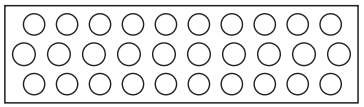

- OVP60標準海綿設計
- 設計類型：PB03
- 通用性



- OVP60客制化海綿設計
- 類型：PB05
- 特殊場合應用，需要定制

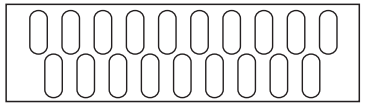

- OVP60標準海綿設計
- 設計類型：PB02
- 特殊場合應用，需要定制

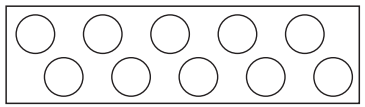

- OVP60客制化海綿設計
- 設計類型：PB04
- 特殊場合應用，需要定制

外形尺寸 OVERALL DIMENSIONS

OVP60標準海綿吸具(內置真空發生器)海綿設計類型：PB03

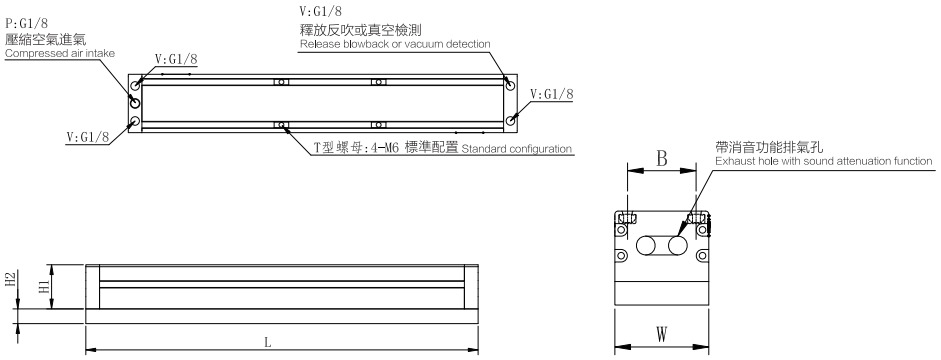

型號 Model	尺寸 dimension（mm）							
	B	H1	H2**			W	L	價格Price
OVPP60-320V-3F**-A	44	45	10	15	20	60	320	
OVPP60-420V-3F**-A	44	45	10	15	20	60	420	
OVPP60-520V-3F**-A	44	45	10	15	20	60	520	
OVPP60-620V-3F**-A	44	45	10	15	20	60	620	
OVPP60-720V-3F**-A	44	45	10	15	20	60	720	

規格參數 SPECIFICATIONS

型號 Model	類型 Type	孔數 No. holes	供氣壓力Bar Air supply pressure	耗氣量L/min Air consumption	真空度Kpa Vacuum degree	真空流量L/min Vacuum flow	吸取力N Suction	重量Kg Weight
OVPP60-320V-3F**-A	PB03	45	4-6	200	-60	700	243	1.4
OVPP60-420V-3F**-A	PB03	60	4-6	200	-60	700	324	1.6
OVPP60-520V-3F**-A	PB03	75	4-6	200	-60	700	405	1.8
OVPP60-620V-3F**-A	PB03	90	4-6	200	-60	700	486	2.0
OVPP60-720V-3F**-A	PB03	105	4-6	200	-60	700	567	2.3

- 真空度爲參考數值-真空吸具（內置真空發生器）的Kpa請參考實際真空源性能數值

外形尺寸 OVERALL DIMENSIONS

OVP60標準海綿吸具(內置真空發生器)海綿設計類型：PB05

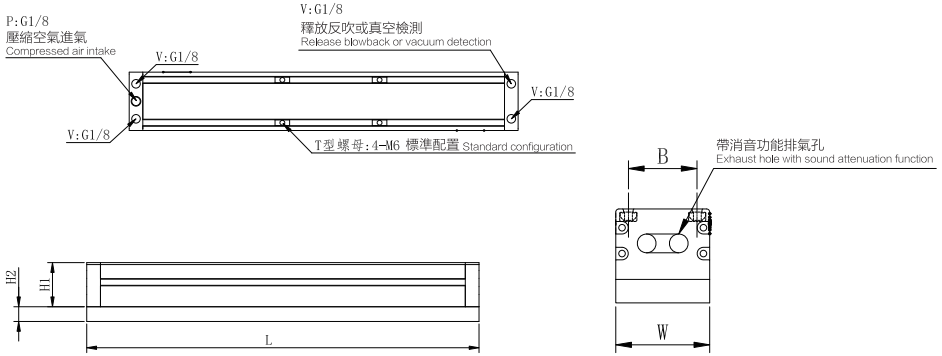

型號 Model	尺寸 dimension（mm）							
	B	H1	H2**			W	L	價格Price
OVPP60-320V-5F**-A	44	45	10	15	20	60	320	
OVPP60-420V-5F**-A	44	45	10	15	20	60	420	
OVPP60-520V-5F**-A	44	45	10	15	20	60	520	
OVPP60-620V-5F**-A	44	45	10	15	20	60	620	
OVPP60-720V-5F**-A	44	45	10	15	20	60	720	

規格參數 SPECIFICATIONS

型號 Model	類型 Type	孔數 No. holes	供氣壓力Bar Air supply pressure	耗氣量L/min Air consumption	真空度Kpa Vacuum degree	真空流量L/min Vacuum flow	吸取力N -80KPA Suction	重量Kg Weight
OVPP60-320V-5F**-A	PB05	73	4-6	200	-60	700	220	1.4
OVPP60-420V-5F**-A	PB05	98	4-6	200	-60	700	296	1.6
OVPP60-520V-5F**-A	PB05	123	4-6	200	-60	700	371	1.8
OVPP60-620V-5F**-A	PB05	148	4-6	200	-60	700	446	2.0
OVPP60-720V-5F**-A	PB05	173	4-6	200	-60	1400	522	2.3

• 真空度為參考數值-真空吸具（內置真空發生器）的Kpa請參考實際真空源性能數值

選型規則 SELECTION RULES

海綿真空吸盤OVP系列 OVP series Sponge vacuum sucker

產品特點

- 中型標準化設計
- 便利簡單的維修保養
- 采用輕而堅韌的高强度鋁型材
- 內置多級真空發生器模塊
- 采用OPT特有閥體技術
- 不同吸盤規格適應多種的工件應用
- 高性能進口材料，使用壽命長

型號訂購碼

OVP – 130 – 123 – V

產品系列
OVP-130-SA

寬度
Width
130mm

長度
Length
295mm
434mm
572mm
711mm

真空閥規格
Vacuum valve specification
V-自閉閥
L-流量閥
S-高速閥

3 – S – 20 – A

設計類型
Design type
3：PB03
5：PB05

吸具類型
Suction type
S-吸盤

吸盤規格
Sucker
20:20mm
40:40mm
S：硅橡膠
HT1：聚氨酯橡膠

真空源配置
Suction pad type
A-發生器

選型舉例Example of model selection：

OVP130-130-295-V-3-S-20-A

選型規則 SELECTION RULES

吸盤附件選型參考Selection reference of suction cup accessories

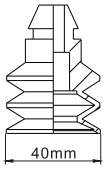

(HSCN40)

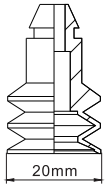

(HSCN20)

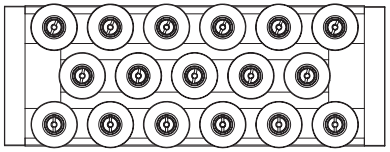

- OVP130（HSCN40）吸盤直徑40MM
- 吸具使用中排數爲3排
- 類型PSO3



- OVP130（HSCN40）吸盤直徑20MM
- 吸具使用中排數爲5排
- 類型PSO5

吸盤材質應用知識Application knowledge of suction cup material

材質 Material	適用于 Apply for
NBR	瓦楞紙板、膠合板、鐵板以及其他一般性的工件
硅橡膠	半導體、模具成品的取出、薄型工件、食品相關
聚氨酯橡膠	瓦楞紙板、鐵板、膠合板
FKM	化學性的工件
NBR	半導體的一般工件(靜電對策)
導電性硅膠橡膠	半導體(靜電對策)

外形尺寸 OVERALL DIMENSIONS

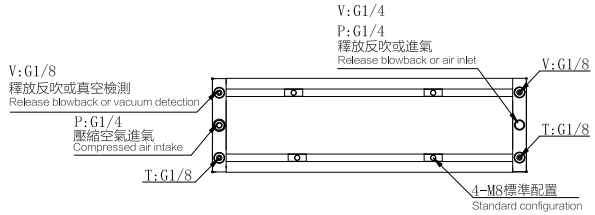

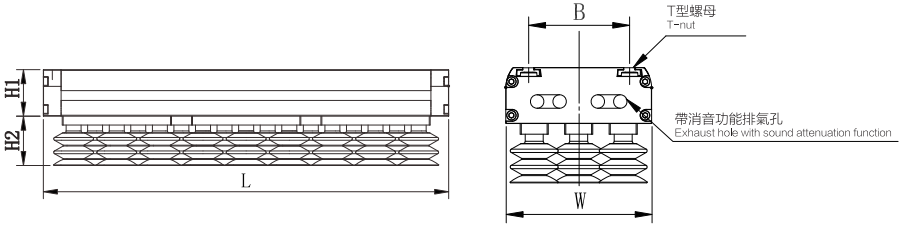

型號 Model	尺寸 dimension（mm）					
	B	H1	H2	W	L	價格Price
OVP130-295V-3S40-A	90	50	33	130	295	
OVP130-434V-3S40-A	90	50	33	130	434	
OVP130-572V-3S40-A	90	50	33	130	572	
OVP130-711V-3S40-A	90	50	33	130	711	

規格參數 SPECIFICATIONS

型號 Model	類型 Type	吸盤數量 No. suction cups	供氣壓力Bar Air supply pressure	耗氣量L/min Air consumption	真空度Kpa Vacuum degree	真空流量L/min Vacuum flow	吸取力N -kpa/N Suction	重量Kg Weight
OVP130-295V-3S40-A	PS03	17	4-6	200	-60	600	296	3
OVP130-434V-3S40-A	PS03	26	4-6	200	-60	600	452	3.8
OVP130-572V-3S40-A	PS03	35	4-6	200	-60	600	608	4.5
OVP130-711V-3S40-A	PS03	44	4-6	300	-60	1050	765	5.3

- 真空度爲參考數值-真空吸具（內置真空發生器）的Kpa請參考實際真空源性能數值

外形尺寸 OVERALL DIMENSIONS

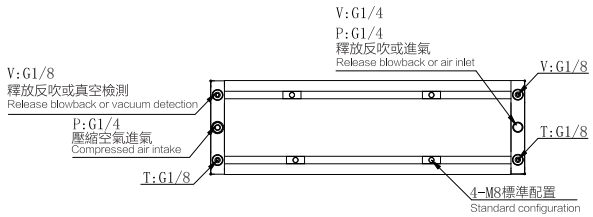

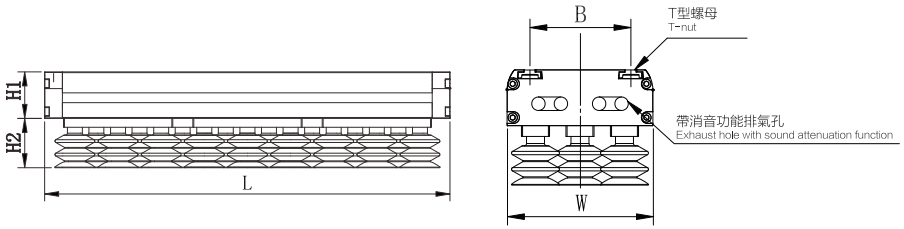

型號 Model	尺寸 dimension（mm）					
	B	H1	H2	W	L	價格Price
OVP130-295V-5S40-A	90	50	31	130	295	
OVP130-434V-5S40-A	90	50	31	130	434	
OVP130-572V-5S40-A	90	50	31	130	572	
OVP130-711V-5S40-A	90	50	31	130	711	

規格參數 SPECIFICATIONS

型號 Model	類型 Type	吸盤數量 No. Suction cups	供氣壓力Bar Air supply pressure	耗氣量L/min Air consumption	真空度Kpa Vacuum degree	真空流量L/min Vacuum flow	吸取力N Suction	重量Kg Weight
OVP130-295V-5S40-A	PS05	53	4-6	200	-60	700	277	3
OVP130-434V-5S40-A	PS05	83	4-6	300	-60	1050	434	3.8
OVP130-572V-5S40-A	PS05	113	4-6	400	-60	1400	591	4.5
OVP130-711V-5S40-A	PS05	143	4-6	400	-60	1400	747	5.3

• 真空度爲參考數值-真空吸具（內置真空發生器）的Kpa請參考實際真空源性能數值

選型規則 SELECTION RULES

海綿真空吸盤OVP系列 OVP series Sponge vacuum sucker

產品特點

- 小型標準化設計
- 便利簡單的維修保養
- 采用輕而堅韌的高强度鋁型材
- 內置多級真空發生器模塊
- 采用OPT特有閥體技術
- 不同吸盤規格適應多種的工件應用
- 高性能進口材料，使用壽命長

型號訂購碼

OVP – 60 – 123 – V

產品系列
OVP-60-SA

寬度 Width
60mm

長度 Length
285mm 355mm
401mm 516mm
608mm 701mm
816mm

真空閥規格 Vacuum valve specification
V-自閉閥
L-流量閥
S-高速閥

3 – S – 20 – A

設計類型 Design type
3：PX03

吸具類型 Suction type
S-吸盤

吸盤規格 Sucker
20:20mm
S：硅橡膠
HT1：聚氨酯橡膠

真空源配置 Suction pad type
A-發生器

選型舉例Example of model selection：

OVP60-60-516-V-3-S-20-A

選型規則 SELECTION RULES

吸盤附件選型參考Selection reference of suction cup accessories

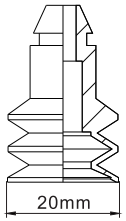

(HSCN20)

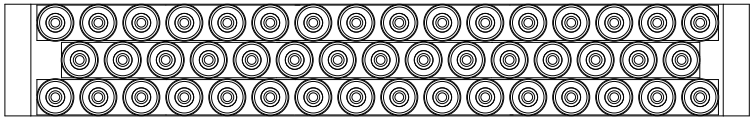

- OVP60（HSCN20）吸盤直徑20MM
- 吸具使用中排數爲3排
- 類型PXO3

吸盤材質應用知識Application knowledge of suction cup material

材質 Material	適用于 Apply for
NBR	瓦楞紙板、膠合板、鐵板以及其他一般性的工件
硅橡膠	半導體、模具成品的取出、薄型工件、食品相關
聚氨酯橡膠	瓦楞紙板、鐵板、膠合板
FKM	化學性的工件
NBR	半導體的一般工件(靜電對策)
導電性硅膠橡膠	半導體(靜電對策)

外形尺寸 OVERALL DIMENSIONS

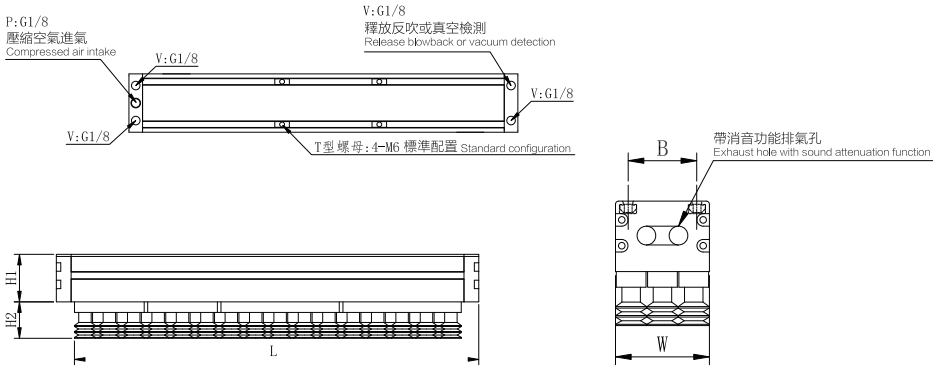

型號 Model	尺寸 dimension（mm）					
	B	H1	H2	W	L	價格Price
OVP60-285V-3S20-A	44	45	31	60	285	
OVP60-355V-3S20-A	44	45	31	60	355	
OVP60-401V-3S20-A	44	45	31	60	401	
OVP60-516V-3S20-A	44	45	31	60	516	
OVP60-608V-3S20-A	44	45	31	60	608	
OVP60-701V-3S20-A	44	45	31	60	701	
OVP60-816V-3S20-A	44	45	31	60	816	

規格參數 SPECIFICATIONS

型號 Model	類型 Type	吸盤數量 No.	供氣壓力Bar Air supply pressure	耗氣量L/min Air consumption	真空度Kpa Vacuum degree	真空流量L/min Vacuum flow	吸取力N Suction	重量Kg Weight
OVP60-285V-3S20-A	PX03	32	4-6	200	-60	700	167	1.0
OVP60-355V-3S20-A	PX03	41	4-6	200	-60	700	214	1.5
OVP60-401V-3S20-A	PX03	47	4-6	200	-60	700	246	1.6
OVP60-516V-3S20-A	PX03	62	4-6	200	-60	700	324	1.9
OVP60-608V-3S20-A	PX03	74	4-6	200	-60	700	387	2.2
OVP60-701V-3S20-A	PX03	86	4-6	200	-60	700	449	2.4
OVP60-816V-3S20-A	PX03	101	4-6	400	-60	1400	528	2.7

- 真空度爲參考數值-真空吸具（內置真空發生器）的Kpa請參考實際真空源性能數值

選型規則 SELECTION RULES

海綿真空吸盤OVS系列 OVS series Sponge vacuum sucker

產品特點

- 小巧靈活的設計
- 采用高强度鋁型材
- 采用OPT特有高效閥體技術，節約50%耗氣
- 適用于表面粗糙、泄漏、變形、不規則工件
- RB適用于袋和膜包裝工體
- 歐洲原裝進口密封海綿墊壽命更長

型號訂購碼

OVS – 80 – 120 – L

- OVS：產品系列 OVS
- 80：寬度 Width
  80mm 120mm
  150mm 180mm
  200mm 250mm
  350mm
- 120：長度 Length
  80mm 120mm
  150mm 180mm
  200mm 250mm
  350mm
- L：真空閥規格 Vacuum valve specification
  V-自閉閥
  L-流量閥

S – F – 15 – A

- S：吸具類型 Suction type
  S：方形基本
  B：特殊場合
- F：吸墊規格 Specification of suction pad
  F-海綿
- 15：規格及特殊功能 Specifications and functions
  15:15mm
  20:20mm
  8F8：帶過濾功能
  10F10：帶過濾功能
- A：真空源配置 Suction pad type
  A-發生器

選型舉例Example of model selection：

OVS-80-120-V-S-F-20-A

選型規則 SELECTION RULES

附件訂購碼

OVS – 80 – 120 – SB – FM

- OVS：產品系列 OVS
- 80：寬度mm Width
- 120：長度mm Length
- SB：海綿孔類型 Sponge hole type
- FM：
  無：基本型
  F：過濾型
  M：無痕型

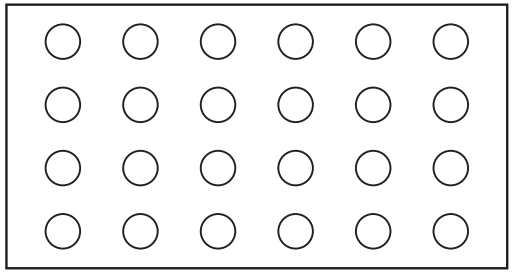

- OVP標準海綿孔
- 孔類型：S
- 通用性最廣

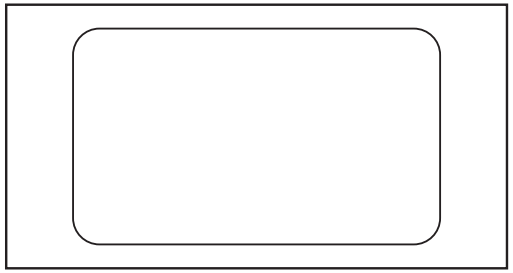

- OVP標準海綿孔
- 孔類型：B
- 特殊場景，定制

外形尺寸 OVERALL DIMENSIONS

OVS/B60標準海綿吸具(內置真空發生器)孔類型S/S產品規格

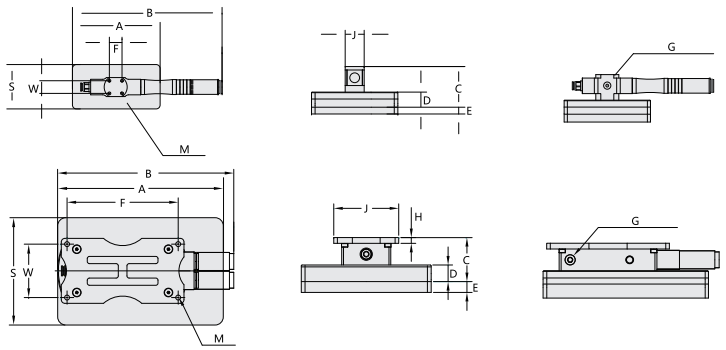

型號 Model	尺寸 dimension（mm）													
	S	A	B	C	D	E			F	G	H	J	K	價格Price
OVS80-80	80	80	156	59	23	10	15	20	70	50	6	60	M6	
OVS80-120	80	120	176	59	23	10	15	20	70	50	6	60	M6	
OVS80-160	80	160	196	59	23	10	15	20	70	50	6	60	M6	
OVS120-120	120	120	176	59	23	10	15	20	70	50	6	60	M6	
OVS120-180	120	180	206	59	23	10	15	20	70	50	6	60	M6	
OVS120-200	120	200	254	61	23	10	15	20	154	74	8	90	M8	
OVS120-280	120	280	294	61	23	10	15	20	154	74	8	90	M8	
OVS200-200	200	200	254	61	23	10	15	20	154	74	8	90	M8	
OVB120X70	70	120	245	69.5	25	15	20	25	22	22		33	M6	
OVB150X100	100	150	260	69.5	25	15	20	25	22	22		33	M6	
OVB200X120	200	120	245	69.5	25	15	20	25	22	22		33	M6	
OVB250X250	250	250	279	73	35	15	20	25	154	74	8	90	M8	
OVB350X200	200	350	329	73	35	15	20	25	154	74	8	90	M8	

規格參數 SPECIFICATIONS

型號 Model	海綿尺寸 Sponge size	供氣壓力Bar Air supply pressure	耗氣量L/min Air consumption	真空度Kpa Vacuum degree	真空流量L/min Vacuum flow	吸取力N Suction	重量Kg Weight
OVS80-80	7	4-5	100	60	280	83	0.6
OVS80-120	10	4-5	100	60	280	113	0.7
OVS80-160	10	4-5	100	60	280	151	0.8
OVS120-120	12	4-5	100	60	350	170	1.0
OVS120-180	12	4-5	200	60	700	271	1.2
OVS120-200	12	4-5	200	60	700	305	1.7
OVS120-280	12	4-5	200	60	700	441	1.9
OVS200-200	12	4-5	300	60	1050	550	2.3
OVB120X70	90×40	4-5	100	40	350	144	0.6
OVB150X100	110×60	4-5	100	40	350	264	0.8
OVB200X120	140×60	4-5	100	40	350	336	1.2
OVB250X250	170×170	4-5	200	40	700	1156	3.3
OVB350X200	270×120	4-5	200	40	700	1296	3.6

• 真空度爲參考數值-真空吸具（內置真空發生器）的Kpa請參考實際真空源性能數值

選型規則 SELECTION RULES

海綿真空吸盤OVSR系列 OVSR series Sponge vacuum sucker

產品特點

- 小巧靈活的設計
- 采用高强度鋁型材
- 采用OPT特有高效閥體技術，節約50%耗氣
- 適用于表面粗糙、泄漏、變形、不規則工件
- RB適用于袋和膜包裝工體
- 歐洲原裝進口密封海綿墊壽命更長

型號訂購碼

OVSR – 100 – R – L

產品系列 OVSR

直徑 Diameter
100mm
150mm
180mm
200mm

吸具类型 Suction type
R：圓形基本
B：特殊場合

真空阀规格 Vacuum valve specification
V-自閉閥
L-流量閥

F – 15 – A

吸墊規格 Specification of suction pad
F-海綿

規格及特殊功能 Specifications and functions
15:15mm
20:20mm
8F8：帶過濾功能
10F10：帶過濾功能

真空源配置 Suction pad type
A-發生器

選型舉例Example of model selection：

OVSR-100-R-V-F-15-A

選型規則 SELECTION RULES

附件訂購碼

120 – RB – FM

- 120：直徑 Diameter
- RB：海綿孔類型 Sponge hole type
- FM：無：基本型 / F：過濾型 / M：無痕型

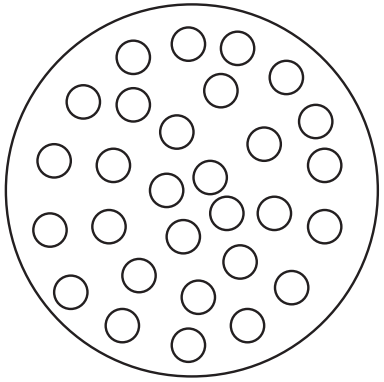

- OVSR標準海綿孔
- 孔類型：R
- 通用性最廣

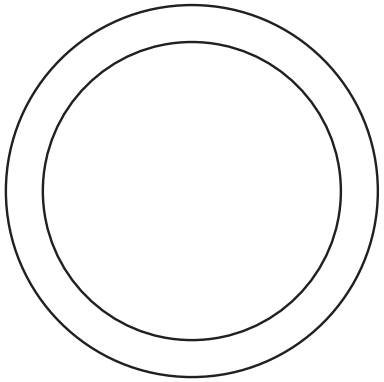

- OVSR標準海綿孔
- 孔類型：B
- 特殊場景，定制

規格參數 SPECIFICATIONS

附件訂購碼

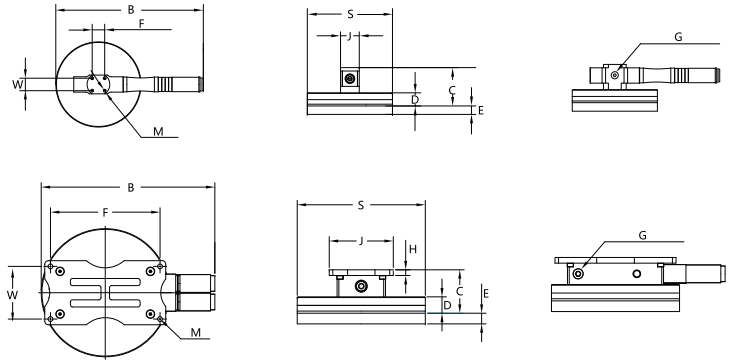

型號 Model	尺寸 dimension（mm）												
	S	B	C	D	E			F	G	H	J	K	價格Price
OVSR100	100	235	67.5	23	10	15	20	22	22		33	M6	
OVSR150	150	260	67.5	23	10	15	20	22	22		33	M6	
OVSR180	180	244	61	23	10	15	20	154	74	8	90	M8	
OVSR200	200	254	61	23	10	15	20	154	74	8	90	M8	
OVSB100	100	235	74.5	30	15	20	25	22	22		33	M6	
OVSB150	150	260	74.5	30	15	20	25	22	22		33	M6	
OVSB180	180	244	68	30	15	20	25	154	74	8	90	M8	
OVSB200	200	254	68	30	15	20	25	154	74	8	90	M8	

規格參數 SPECIFICATIONS

型號 Model	海綿尺寸 Sponge size	供氣壓力Bar Air supply pressure	耗氣量L/min Air consumption	真空度Kpa Vacuum degree	真空流量L/min Vacuum flow	吸取力N Suction	重量Kg Weight
OVSR100	12	4-5	100	60	350	129	0.6
OVSR150	12	4-5	100	60	350	251	0.9
OVSR180	12	4-5	200	60	700	414	1.7
OVSR200	12	4-5	200	60	700	414	1.9
OVSB100	60	4-5	100	40	350	113	0.6
OVSB150	100	4-5	100	40	350	314	0.9
OVSB180	130	4-5	200	40	700	531	1.6
OVSB200	150	4-5	200	40	700	707	1.8

- 真空度為參考數值-真空吸具（內置真空發生器）的Kpa請參考實際真空源性能數值

選型規則 SELECTION RULES

OVC系列非標客制化
OVC series non standard customization

型號訂購碼

OVSC	–	100	–	200	–	15
產品系列		吸具宽度mm Width		吸具長度mm Length		海綿厚度 Sponge thickness

F	–	D	–	A
吸垫规格 Specification of suction pad F-海綿 S-吸盤		客制化标志 Customized logo		真空源配置 Suction pad type A-發生器 E-真空風機泵

選型舉例Example of model selection：

OVSC-100-200-15-F-D-A

選型規則 SELECTION RULES

附件訂購碼

OVC	–	80	–	120	–	PC	–	FM
產品系列 OVS		寬度mm Width		長度mm Length		海綿孔類型 Sponge hole type PC20 PC30 PC28		無：基本型 F：過濾型 M：無痕型

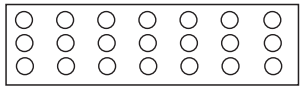

- 孔類型：PC20
- 通用性最廣

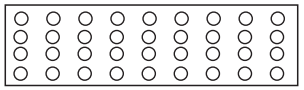

- 孔類型：PC30
- 通用性最廣

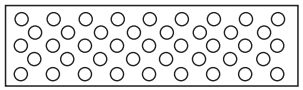

- 孔類型：PC28
- 特殊場合應用，需要定制

海綿應用領域Sponge application field

- 木材Wood

- 紙箱Carton

- 印刷Printing

- 磚塊Brick

- 瓶子Bottle

- 罐子Jar

- 桶Bucket

- 金屬Metal

產品規格 PRODUCT SPECIFICATIONS

CR系列 CR series

浮動毛刺去除披鋒刀
Floating burr to remove the knives

- 可與自動換爪系統結合，使機械手臂更自由更換工具。
- 專利浮動主軸設計，浮動力控制更精準，反饋更迅速。
- 配置陶瓷刀片，刀片更鋒利、更耐用。
- 可搭配電氣比例閥實現智能浮動力控。

- It can be combined with automatic Jaw change system, and it is more free to change tool for mechanical arm.
- Patented floating spindle design, floating power control more accurate, feedback more quickly.
- Equipped with ceramic blade, the blade is sharper and more durable.
- It can be equipped with electric proportional valve to realize intelligent floating power control.

型號 Model	使用壓力 Pressure	浮動距離 Distance	旋轉方向 turn around	排氣方式 Exhaust method	耗氣量 Air consumption (l/sec)	重量 Weight	單價(元) Price（yuan）
CR2501	0.05-0.2 Mpa	±5mm	順時針	側向	0.34	685g	

以上參數工作在6Bar壓力下。壓縮空氣潤滑：每分鐘2-3滴。根據技術更改
Power and free speed at 6 bar operating pressure.Compressed air quality:lubricated.

運用實例 APPLICATION EXAMPLE





產品規格 PRODUCT SPECIFICATIONS

刀片支架 Blade holder

ONB-2050

可切割，去毛刺和修邊。
角度可調節，範圍爲-50° 到+50°
可選的加熱系統.
Suitable for trimming,degating and deburring.
Adjustable angle from-50° to +50° .
Optional heating system.

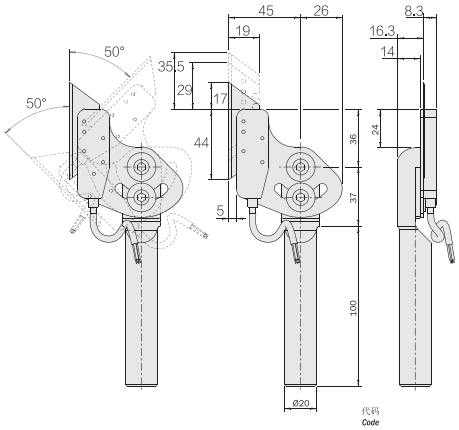

型號 Model	備用刀片 Spare blade	電阻+加熱電偶 Cartridge resistance+thermocouple	溫度範圍 Temperature range	功率 Power	溫度控制器 Heater control box	重量 Weight	單價(元) Price（yuan）
	(LA)	(RT)			(TE)		
ONB-2050	376Y234-10	R60K-G	200÷400° C	100W	CH102-G	200g	

運用實例 APPLICATION EXAMPLE

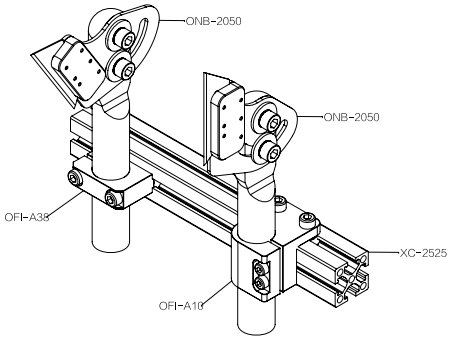



NOTES



八、附件 *The attachment*

產品規格 PRODUCT SPECIFICATIONS

AP系列氣接頭 AP Series gas connector

直螺紋接頭（平行）Straight male adaptor (parallel)

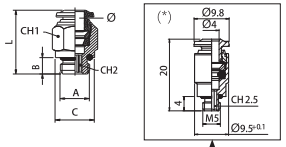

技術特點
Technical characteristics

T= -20° ÷ +80° C
P= -0.99 ÷ +15bar

T [操作溫度範圍 - Operating temperature range]
P [操作壓力範圍 - Operating pressure range]

型號 Model	Φ	A	B	C	L	CH1	CH2	n°	m	單價(元) Price(yuan)
AP.5002000N01	(*)	(*)	(*)	(*)	(*)	(*)	(*)	10	45	
AP.5002000N02	4	1/8	6	13	20	10	3	10	70	
AP.5002000N22	4	1/4	8	16	19.5	16	3	10	160	
AP.5002000N20	6	M5	4	10	24.5	13	2	10	110	
AP.5002000N03	6	1/8	6	13	23.5	13	4	10	125	
AP.5002000N04	6	1/4	8	16	23.5	13	4	10	170	
AP.5002000N05	8	1/8	6	13	25	14	5	10	130	
AP.5002000N06	8	1/4	8	16	23	14	6	10	130	

PL

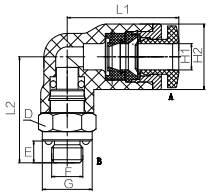

技術特點
Technical characteristics

T= -20° ÷ +80° C
P= -0.99 ÷ +15bar

T [操作溫度範圍 - Operating temperature range]
P [操作壓力範圍 - Operating pressure range]

型號 Model	L1	L2	D	E	F	G	H1	H2	單價(元) Price(yuan)
PL4	17.9	17	S8	3.5	M5x0.8	Φ8.0	Φ4.2	Φ10.5	
PL6	20.05	17	S8	3.5	M5x0.8	Φ8.0	Φ6.2	Φ12.5	

GPL-G01

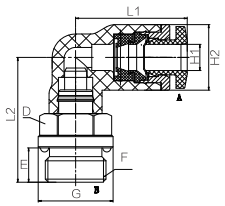

技術特點
Technical characteristics

T= -20° ÷ +80° C
P= -0.99 ÷ +15bar

T [操作溫度範圍 - Operating temperature range]
P [操作壓力範圍 - Operating pressure range]

型號 Model	L1	L2	D	E	F	G	H1	H2	H3	單價(元) Price(yuan)
GPL4-G01	17.9	20	S10	5.5	G1/8-25	Φ12	Φ4.2	Φ9.8	Φ10.5	

產品規格 PRODUCT SPECIFICATIONS

AP系列氣接頭 AP Series gas connector

GPL-G01

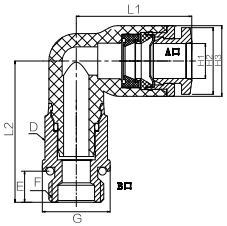

技術特點
Technical characteristics

T= -20° ÷ +80° C
P= -0.99 ÷ +15bar

T [操作溫度範圍 - Operating temperature range]
P [操作壓力範圍 - Operating pressure range]

型號 Model	L1	L2	D	E	F	G	H1	H2	H3	單價(元) Price(yuan)
GPL6-G01	20.45	25	S10	5.5	G1/8-25	Φ12	Φ6.2	Φ11.8	Φ12.5	
GPL8-G01	23.3	25.5	S12	5.5	G1/8-25	Φ12	Φ8.2	Φ14	Φ14	

GPL-G02

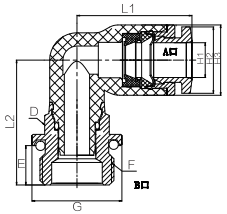

技術特點
Technical characteristics

T= -20° ÷ +80° C
P= -0.99 ÷ +15bar

T [操作溫度範圍 - Operating temperature range]
P [操作壓力範圍 - Operating pressure range]

型號 Model	L1	L2	D	E	F	G	H1	H2	H3	單價(元) Price(yuan)
GPL6-G02	20.45	22.2	S10	7	G1/4-19	Φ16	Φ6.2	Φ11.8	Φ12.5	
GPL8-G02	23.3	24.2	S12	7	G1/4-19	Φ16	Φ8.2	Φ14	Φ14	

PB-M5

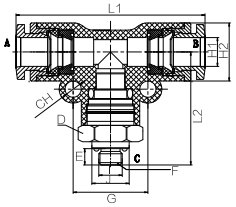

技術特點
Technical characteristics

T= -20° ÷ +80° C
P= -0.99 ÷ +15bar

T [操作溫度範圍 - Operating temperature range]
P [操作壓力範圍 - Operating pressure range]

型號 Model	L1	L2	CH	D	E	F	G	H1	H2	I	J	單價(元) Price(yuan)
PB4-M5	35.8	21.7	Φ3.2	S10	3.5	M5X0.8	14	Φ4.2	Φ10.5	Φ8	Φ14	
PB6-M5	40.5	24.3	Φ3.2	S12	3.5	M5X0.8	16	Φ6.2	Φ12.5	Φ8	Φ16	

產品規格 PRODUCT SPECIFICATIONS

AP系列氣接頭 AP Series gas connector

PB-G01

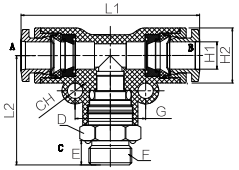

技術特點
Technical characteristics

T= -20° ÷ +80° C
P= -0.99 ÷ +15bar

T [操作溫度範圍 - Operating temperature range]
P [操作壓力範圍 - Operating pressure range]

型號 Model	L1	L2	CH	D	E	F	G	H1	H2	單價(元) Price(yuan)
PB6-G01	40.5	24.8	Φ3.2	S12	5.5	G1/8-28	16	Φ6.2	Φ12.5	
PB8-G01	47	29	Φ3.3	S14	5.5	G1/8-28	18	Φ8.2	Φ14	

PB-G02

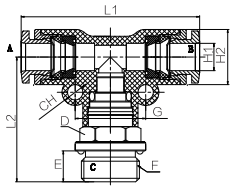

技術特點
Technical characteristics

T= -20° ÷ +80° C
P= -0.99 ÷ +15bar

T [操作溫度範圍 - Operating temperature range]
P [操作壓力範圍 - Operating pressure range]

型號 Model	L1	L2	CH	D	E	F	G	H1	H2	單價(元) Price(yuan)
PB6-G02	40.5	28	Φ3.2	S12	7	G1/4-19	16	Φ6.2	Φ12.5	
PB8-G02	47	31	Φ3.3	S14	7	G1/4-19	18	Φ8.2	Φ14	

PE

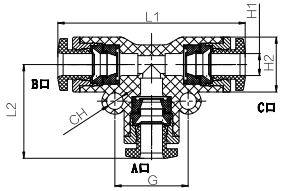

技術特點
Technical characteristics

T= -20° ÷ +80° C
P= -0.99 ÷ +15bar

T [操作溫度範圍 - Operating temperature range]
P [操作壓力範圍 - Operating pressure range]

型號 Model	L1	L2	CH	G	H1	H2	單價(元) Price(yuan)
PE4	35.8	17.9	Φ3.2	14	Φ4.2	Φ14	
PE6	40.5	20.2	Φ3.2	16	Φ6.2	Φ16	
PE8	47	23.5	Φ3.3	18	Φ8.2	Φ18	

產品規格 PRODUCT SPECIFICATIONS

AP系列氣接頭 AP Series gas connector

T 字管接頭 T connector

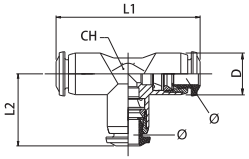

技術特點
Technical characteristics

T= -20° ÷ +80° C
P= -0.99 ÷ +15bar

T [操作溫度範圍 - Operating temperature range]
P [操作壓力範圍 - Operating pressure range]

型號 Model	Φ	L1	L2	CH	D	n°	m	單價(元) Price(yuan)
AP.5523000002	4	33	16.5	9	10	10	55	
AP.5523000004	6	41	20.5	11	12	10	80	
AP.5523000005	8	44	22	13	14	10	105	

Y 型管接頭 Y connector

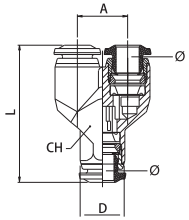

技術特點
Technical characteristics

T= -20° ÷ +80° C
P= -0.99 ÷ +15bar

T [操作溫度範圍 - Operating temperature range]
P [操作壓力範圍 - Operating pressure range]

型號 Model	Φ	A	L	CH	D	n°	m	單價(元) Price(yuan)
AP.5531000002	4	11	31.5	10	10	10	55	
AP.5531000004	6	13.5	37	12	12	10	55	
AP.5531000005	8	15.5	40	14	14	10	65	

簡化的分流管Reduction manifold

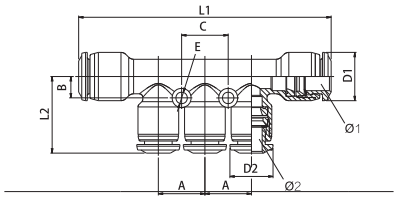

技術特點
Technical characteristics

T= -20° ÷ +80° C
P= -0.99 ÷ +15bar

T [操作溫度範圍 - Operating temperature range]
P [操作壓力範圍 - Operating pressure range]

型號 Model	Φ1-Φ2	A	B	L1	L2	C	D1	D2	E	n°	m	單價(元) Price(yuan)
AP.5535000002	6-4	13.5	6	74	21.8	13.5	14	12	3.3	10	170	
AP.5535000004	8-4	13.5	6	73	21.8	13.5	14	12	3.3	10	160	
AP.5535000005	8-6	13.5	6	73	22.3	13.5	14	12.5	3.3	10	160	

產品規格 PRODUCT SPECIFICATIONS

AP系列氣接頭 AP Series gas connector

直管接頭 Straight connector

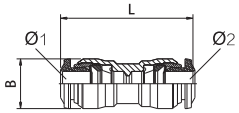

技術特點
Technical characteristics

T= -20° ÷ +80° C
P= -0.99 ÷ +15bar

T [操作溫度範圍 - Operating temperature range]
P [操作壓力範圍 - Operating pressure range]

型號 Model	Φ1	Φ2	B	L	n°	m	單價(元) Price(yuan)
AP.5504000002	4	4	10	31	10	35	
AP.5504000004	6	6	12.5	35	10	50	
AP.5504000009	6	4	12.5	34	10	50	
AP.5504000005	8	8	14	37	10	65	
AP.5504000010	8	6	14	37.5	10	65	

單向節流閥 Brass elbow speed controller

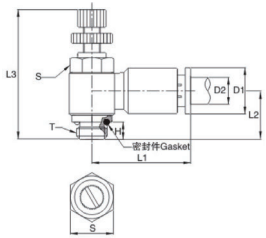

型號Model	D2氣管Tube	L3	L1	L2	H	T	S	D1	單價(元) Price(yuan)
GPL-T4-M3	Φ4	27	18	10	3	M3	11	Φ10	
GPL-T4-M5	Φ4	30	20	11	3	M5	11	Φ10	
GPL-T6-M5	Φ6	32	21	13	4	M5	13	Φ11	
TKC-T6-01G	Φ6	35.5	23	15	5	G1/8	14	Φ12	
TKC-T6-02G	Φ8	41	24	18	7.0	G1/4	16	Φ12	
TKC-T8-01G	Φ8	35.5	24.5	15	5	G1/8	14	Φ14	
TKC-T8-02G	Φ8	41	25.5	18	7.0	G1/2	16	Φ14	
TKC-T8-03G	Φ8	54	27.5	20	7.5	G3/8	21	Φ14	
TKC-T10-01G	Φ10	35.5	26.5	16	5	G1/8	14	Φ16	
TKC-T10-02G	Φ10	41	27.5	19	7.0	G1/4	16	Φ16	
TKC-T10-03G	Φ10	54	29.5	20	7.5	G3/8	21	Φ16	

產品規格 PRODUCT SPECIFICATIONS

AP系列氣接頭 AP Series gas connector

可調節位置的推入式彎臂配件 Adjustable-positon push-on elbow fitting

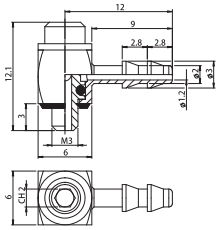

技術特點
Technical characteristics

T= -20° ÷ +80° C
P= -0.99 ÷ +15bar

Ø [軟管外徑 -Hose outer diameter]
n° [每包個數 -Number of pieces in the pack]
m [10個裝的重量 -Weight of a 10-piece pack]
P [操作壓力範圍 -Operating pressure range]
T [操作溫度範圍 -Operating temperature range]
dB [6 bar壓力下的噪音水平 -Noise level in (dB) at 6 bar]
S [過濾閥值 -Filtration threshold]

型號 Model	Φ	n°	m	單價(元) Price(yuan)
AP.RO-1376-AS2	4	10	50	

直推式配件 Straight push-on fitting

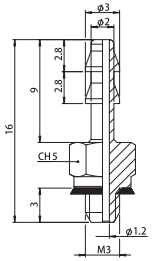

技術特點
Technical characteristics

T= -20° ÷ +80° C
P= -0.99 ÷ +15bar

Ø [軟管外徑 -Hose outer diameter]
n° [每包個數 -Number of pieces in the pack]
m [10個裝的重量 -Weight of a 10-piece pack]
P [操作壓力範圍 -Operating pressure range]
T [操作溫度範圍 -Operating temperature range]
dB [6 bar壓力下的噪音水平 -Noise level in (dB) at 6 bar]
S [過濾閥值 -Filtration threshold]

型號 Model	Φ	n°	m	單價(元) Price(yuan)
AP.RO-137-AS1	4	10	50	

直通內螺紋接頭 Metal female straight

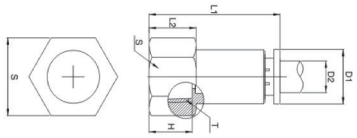

技術特點
Technical characteristics

T= -20° ÷ +80° C
P= -0.99 ÷ +15bar

T [操作溫度範圍 - Operating temperature range]
P [操作壓力範圍 - Operating pressure range]

型號Model	D2氣管Tube	L1	L2	H	S	T	D1	單價(元) Price(yuan)
TKC-PCF4-M5	Φ4	20	6	5	8	M5	Φ8	
TKC-PCF4-01	Φ4	24	10	8	12	G1/8	Φ8	
TKC-PCF6-M5	Φ6	24.5	7	5	12	M5	Φ12	
TKC-PCF6-01	Φ6	28.5	8.5	8	12	G1/8	Φ12	
TKC-PCF8-01	Φ8	30.5	8.5	8	14	G1/8	Φ14	
TKC-PCF8-02	Φ8	32.5	12	10	17	G1/4	Φ14	

產品規格 PRODUCT SPECIFICATIONS

AP系列氣接頭 AP Series gas connector

直通外螺紋接頭 Metal male straight

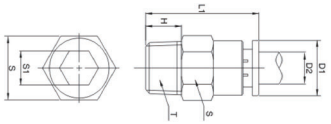

技術特點
Technical characteristics

T= -20° ÷ +80° C
P= -0.99 ÷ +15bar

T [操作溫度範圍 - Operating temperature range]
P [操作壓力範圍 - Operating pressure range]

型號Model	D2氣管Tube	L1	S1	H	S	T	D1	單價(元) Price(yuan)
TKC-PC4-M5	Φ4	19	2	3.6	8	M5	Φ8	
TKC-PC6-M5	Φ6	25	2	4	12	M5	Φ12	
TKC-PC6-01	Φ6	24	5	7	12	R1/8	Φ12	
TKC-PC8-01	Φ8	27.5	5	7	14	R1/8	Φ14	
TKC-PC8-02	Φ8	27.5	6	9	14	R1/4	Φ14	
TKC-PC10-01	Φ10	29.5	5	7	17	R1/8	Φ16	
TKC-PC10-02	Φ10	29	6	9	17	R1/4	Φ16	
TKC-PC10-03	Φ10	24	8	9.5	17	R3/8	Φ16	
TKC-PC12-02	Φ12	32	6	9	19	R1/4	Φ18	
TKC-PC12-03	Φ12	30	10	9.5	19	R3/8	Φ18	
TKC-PC12-04	Φ12	23	10	11	21	R1/2	Φ18	

圓柱內六角接頭 Metal round male straight

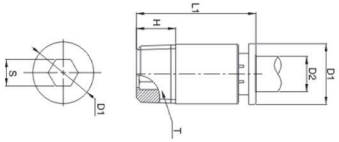

技術特點
Technical characteristics

T= -20° ÷ +80° C
P= -0.99 ÷ +15bar

T [操作溫度範圍 - Operating temperature range]
P [操作壓力範圍 - Operating pressure range]

型號Model	D2氣管Tube	L1	L2	H	S	T	單價(元) Price(yuan)
TKC-POC4-M5	Φ4	19	3.6	2	M5	Φ8	
TKC-POC6-M5	Φ6	25	3.6	2	M5	Φ12	
TKC-POC6-01	Φ6	24	7	5	R1/8	Φ12	
TKC-POC8-01	Φ8	27.5	7	5	R1/8	Φ14	
TKC-POC8-02	Φ8	26.5	9	6	R1/4	Φ14	

產品規格 PRODUCT SPECIFICATIONS

AP系列氣接頭 AP Series gas connector

內螺紋調速閥 Female speed controller

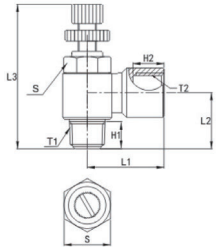

型號Model	T2螺紋Tread	L1	L2	L3	H1	H2	S	T1	單價(元) Price(yuan)
TKC-SLF M5-M5	M5	12	10	35.5	3.6	5	8	M5	
TKC-SLF 1/8-01	G1/8	20	15	37.5	7	8	12	R1/8	
TKC-SLF 1/8-02	G1/8	25	19	43	9	8	15	R1/4	
TKC-SLF 1/4-01	G1/4	25	19	37.5	7	9.5	12	R1/8	
TKC-SLF 1/4-02	G1/4	25	19	43	9	9.5	15	R1/4	
TKC-SLF 1/4-03	G1/4	26	20	57	9.5	10.5	19	R3/8	

單向節流閥 Brass elbow speed controller

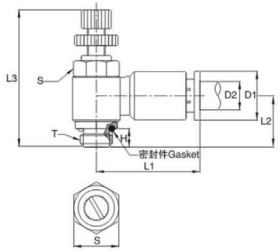

型號Model	D2氣管Tube	L3	L1	L2	H	T	S	D1	單價(元) Price(yuan)
TKC-SL6-01G	Φ6	35.5	23	15	5	G1/8	14	Φ12	
TKC-SL6-02G	Φ6	41	24	18	7.0	G1/4	16	Φ12	
TKC-SL6-03G	Φ6	54	26	20	7.5	G3/8	21	Φ12	
TKC-SL6-04G	Φ6	57	28	22.5	9	G1/2	24	Φ12	
TKC-SL8-01G	Φ8	35.5	24.5	15	5	G1/8	14	Φ14	
TKC-SL8-02G	Φ8	41	25.5	18	7.0	G1/2	16	Φ14	
TKC-SL8-03G	Φ8	54	27.5	20	7.5	G3/8	21	Φ14	
TKC-SL8-04G	Φ8	57	30	22.5	9	G1/2	24	Φ14	
TKC-SL10-01G	Φ10	35.5	26.5	16	5	G1/8	14	Φ16	
TKC-SL10-02G	Φ10	41	27.5	19	7.0	G1/4	16	Φ16	
TKC-SL10-03G	Φ10	54	29.5	20	7.5	G3/8	21	Φ16	
TKC-SL10-04G	Φ10	57	29.5	22.5	9	G1/2	24	Φ16	

產品規格 PRODUCT SPECIFICATIONS

AP系列气接头 AP Series gas connector

内螺紋調速閥 Female speed controller

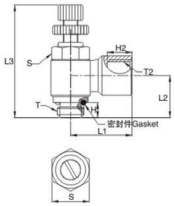

型號Model	L1	L2	L3	H	T	T2	S	H2	單價(元) Price(yuan)
TCK-SLF M5-M5	12	10	30.5	3.6	M5	M5	8	5	
TCK-SLF 1/8-01G	20	15	35.5	7	G1/8	G1/8	14	8	
TCK-SLF 1/8-02G	25	19	41	9	G1/4	G1/8	16	8	
TCK-SLF 1/4-01G	25	19	35.5	7	G1/8	G1/4	16	9.5	
TCK-SLF 1/4-02G	25	19	41	9	G1/4	G1/4	16	9.5	
TCK-SLF 1/4-03G	26	20	54	9.5	G3/8	G1/4	19	9.5	

直通穿板接頭 Bulkhead Push on straight



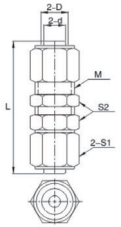

型號Model	氣管Tube	L	S1	S	D×d(Φ)	M	單價(元) Price(yuan)
TKN-PM6	Φ6	36	10	12	6×Φ4	8	
TKN-PM8	Φ8	43	14	14	8×Φ5	11	
TKN-PM10	Φ10	45	15	17	10×Φ6.5	13	

直通微型快接 Mini push on connector

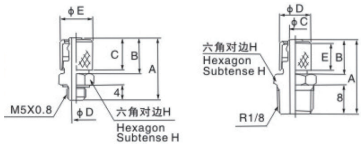

型號Model	A	B	C	D	E	H	單價(元) Price(yuan)
TKN-PC4-M5-C	15.5	8.5	7	1.8	6.5	7	
TKN-PC6-M5-C	16.5	9.5	8	2.5	8.5	8	
TKN-PC4-01-C	19.5	8.5	7	1.8	6.7	10	
TKN-PC6-01-C	20.5	9.5	8	3	8.5	10	

產品規格 PRODUCT SPECIFICATIONS

AP系列气接头 AP Series gas connector

彎頭微型快接 Elbow Mini push on connector

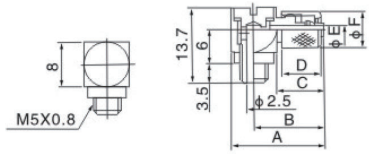

型號Model	A	B	C	D	E	H	單價(元) Price(yuan)
TKN-PL4-M5-C	16.5	12.5	8.5	7	1.8	6.5	
TKN-PL6-M5-C	17.5	13.5	9.5	8	2.5	8.5	

直通外螺紋接頭 Push on male straight

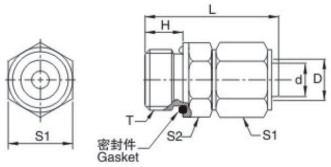

型號Model	氣管Tube	L	H	T	S1	S2	D×d	單價(元) Price(yuan)
TKN-PC6-01G	Φ6	20	5	G1/8	10	12	6×4	
TKN-PC6-02G	Φ6	22	7	G1/4	10	16	6×4	
TKN-PC6-03G	Φ6	20.5	7.5	G3/8	10	19	6×4	
TKN-PC6-04G	Φ6	26	9	G1/2	10	24	6×4	
TKN-PC8-01G	Φ8	24.5	5	G1/8	13	12	8×5	
TKN-PC8-02G	Φ8	26.5	7	G1/4	13	16	8×5	
TKN-PC8-03G	Φ8	27	7.5	G3/8	13	19	8×5	
TKN-PC8-04G	Φ8	28	9	G1/2	13	24	8×5	
TKN-PC10-01G	Φ10	25	5	G1/8	15	12	10×6.5	
TKN-PC10-02G	Φ10	27	7	G1/4	15	16	10×6.5	
TKN-PC10-03G	Φ10	27.5	7.5	G3/8	15	19	10×6.5	
TKN-PC10-04G	Φ10	29	9	G1/2	15	24	10×6.5	

產品規格 PRODUCT SPECIFICATIONS

AP系列气接头 AP Series gas connector

直角外螺紋接頭 Push on male elbow

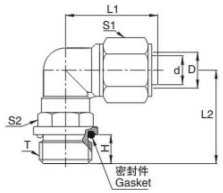

型號Model	氣管Tube	L1	L2	H	T	S1	S2	D×d	單價(元) Price(yuan)
TKN-PL6-01G	Φ6	19	18.5	5	G1/8	10	12	6×4	
TKN-PL6-02G	Φ6	19	20.5	7	G1/4	10	16	6×4	
TKN-PL6-03G	Φ6	19	21	7.5	G3/8	10	19	6×4	
TKN-PL6-04G	Φ6	19	23	9	G1/2	10	24	6×4	
TKN-PL8-01G	Φ8	23	19	5	G1/8	13	12	8×5	
TKN-PL8-02G	Φ8	23	21	7	G1/4	13	16	8×5	
TKN-PL8-03G	Φ8	23	21.5	7.5	G3/8	13	19	8×5	
TKN-PL8-04G	Φ8	23	23.5	9	G1/2	13	24	8×5	
TKN-PL10-01G	Φ10	25	23	5	G1/8	15	12	10×6.5	
TKN-PL10-02G	Φ10	25	25	7	G1/4	15	16	10×6.5	
TKN-PL10-03G	Φ10	25	25.5	7.5	G3/8	15	19	10×6.5	
TKN-PL10-04G	Φ10	25	27.5	9	G1/2	15	24	10×6.5	

直角鉸接式接頭 Push on universal elbow

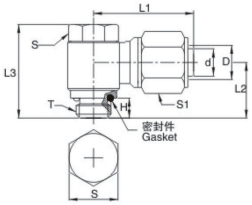

型號Model	氣管Tube	L1	L2	L3	H	T	S1	D×d	單價(元) Price(yuan)
TKN-PH6-01G	Φ6	22.5	15	24.5	5	G1/8	10	6×4	
TKN-PH6-02G	Φ6	23.5	18	27	7	G1/4	10	6×4	
TKN-PH6-03G	Φ6	25.5	20	32	7.5	G3/8	10	6×4	
TKN-PH6-04G	Φ6	27.5	22.5	35	9	G1/2	10	6×4	
TKN-PH8-01G	Φ8	26.6	15	24.5	5	G1/8	13	8×5	
TKN-PH8-02G	Φ8	27.6	18	27	7	G1/4	13	8×5	
TKN-PH8-03G	Φ8	29.6	20	32	7.5	G3/8	13	8×5	
TKN-PH8-04G	Φ8	31.6	22.5	35	9	G1/2	13	8×5	
TKN-PH10-01G	Φ10	27	15	24.5	5	G1/8	15	10×6.5	
TKN-PH10-02G	Φ10	28	18	27	7	G1/4	15	10×6.5	
TKN-PH10-03G	Φ10	30	20	32	7.5	G3/8	15	10×6.5	
TKN-PH10-04G	Φ10	32	22.5	35	9	G1/2	15	10×6.5	

產品規格 PRODUCT SPECIFICATIONS

AP系列气接头 AP Series gas connector

四通中部螺紋接頭 Push on branch Cross

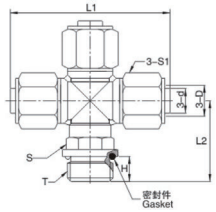

型號Model	氣管Tube	L1	L2	L3	H	T	S1	D×d	單價(元) Price(yuan)
TKN-PZR6-01G	Φ6	38	18.5	5	G1/8	10	12	6×4	
TKN-PZR6-02G	Φ6	39	20.5	7	G1/4	10	16	6×4	
TKN-PZR6-03G	Φ6	40	21	7.5	G3/8	10	19	6×4	
TKN-PZR6-04G	Φ6	41	23	9	G1/2	10	24	6×4	
TKN-PZR8-01G	Φ8	46	19	5	G1/8	13	12	8×5	
TKN-PZR8-02G	Φ8	46	21	7	G1/4	13	16	8×5	
TKN-PZR8-03G	Φ8	46	21.5	7.5	G3/8	13	19	8×5	
TKN-PZR8-04G	Φ8	46	23.5	9	G1/2	13	24	8×5	
TKN-PZR10-01G	Φ10	50	23	5	G1/8	15	12	10×6.5	
TKN-PZR10-02G	Φ10	50	25	7	G1/4	15	16	10×6.5	
TKN-PZR10-03G	Φ10	50	25.5	7.5	G3/8	15	19	10×6.5	
TKN-PZR10-04G	Φ10	50	27.5	9	G1/2	15	24	10×6.5	

直通外螺紋 Nipple

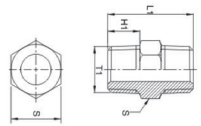

型號Model	L1	H1	T1	S	單價(元) Price(yuan)
TTY-YLM5	15	3.6	M5	8	
TTY-YLR1/8	21	8	R1/8	10	
TTY-YLR1/4	25	10	R1/4	14	
TTY-YLR3/8	27	11	R3/8	17	

直通外牙變徑 Male adapter

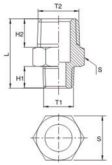

型號Model	L1	H1	H2	T1	T2	S	單價(元) Price(yuan)
TTY-1/8-1/4	23	8	10	R1/8	R1/4	14	
TTY-1/8-3/8	24	8	11	R1/8	R3/8	17	
TTY-1/4-3/8	26	10	11	R1/4	R3/8	17	

產品規格 PRODUCT SPECIFICATIONS

AP系列气接头 AP Series gas connector

直通内外牙 Bushing

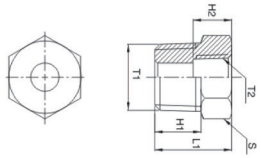

型號Model	L1	H1	T1	T2	S	單價(元) Price(yuan)
TTY-YJ01-M5	11	7	R1/8	M5	12	
TTY-YJ02-01	14	9	R1/4	G1/8	14	
TTY-YJ03-01	15	9.5	R3/8	G1/4	17	
TTY-YJ03-02	15	9.5	R3/8	G1/4	17	

直通内外螺紋 Male female adapter

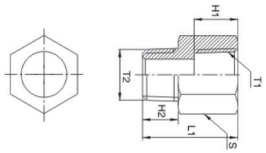

型號Model	L1	H1	H2	T1	T2	S	單價(元) Price(yuan)
TTY-YBM5-M5	12	5	5	M5	M5	8	
TTY-YB01-01	20	10	7	G1/8	R1/8	12	
TTY-YB02-02	23	11	9	G1/4	R1/4	17	
TTY-YB03-03	25	12	10	G3/8	R3/8	19	

内六角堵頭 Inner hexgon plug

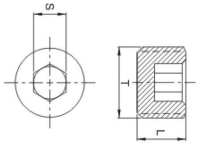

型號Model	L	T	S	單價(元) Price(yuan)
TTY-DT01	7	R1/8	5	
TTY-DT02	9	R1/4	6	
TTY-DT03	11	R3/8	8	

產品規格 PRODUCT SPECIFICATIONS

AP系列气接头 AP Series gas connector

内六角堵頭 Inner hexgon plug

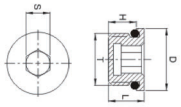

型號Model	L	H	T	D	S	單價(元) Price(yuan)
TTY-GDTM5	5.1	3.6	M5	Φ7.8	2	
TTY-GDT01G	7	5	G1/8	Φ12	4	
TTY-GDT02G	9	7	G1/4	Φ15.6	6	
TTY-GDT03G	9.8	7.5	G3/8	Φ19	10	

圓柱内六角接頭 Metal round male stralght

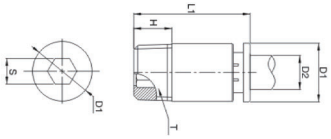

型號Model	氣管Tube	A	a	B	b	C	D	e	H	12	單價(元) Price(yuan)
BKC-POC6-G01	Φ6	12	6	12	10	6	G1/8	2	30.5	15	
BKC-POC6-G02	Φ6	12	6	12	10	8	G1/4	2	31	14.5	
BKC-POC8-G01	Φ8	14	8	14	12	6	G1/8	2	30.5	15.5	
BKC-POC8-G02	Φ8	14	8	14	12	8	G1/4	2	33	16	
BKC-POC8-G03	Φ8	14	8	14	12	6	G3/8	2	34	15.5	
BKC-POC10-G02	Φ10	16	10	17	15	8	G1/4	2	35	16	
BKC-POC10-G03	Φ10	16	10	17	15	6	G3/8	2	35	15.5	
BKC-POC12-G02	Φ12	18	12	19	17	7	G1/4	2	35.5	16	
BKC-POC12-G03	Φ12	18	12	19	17	6	G3/8	2	36	15	

B型消聲器 B type series muffler

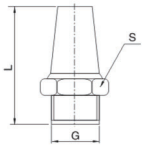

型號Model	L	S	單價(元) Price(yuan)
TTY-B M5	19	8	
TTY-B 1/8	23.5	12	
TTY-B 1/4	27	15	
TTY-B 3/8	34.5	18	

產品規格 PRODUCT SPECIFICATIONS

AP系列气接头 AP Series gas connector

V-B型消聲器 V-B Type series muffler

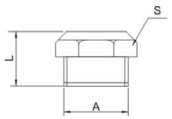

型號Model	L	S	單價(元) Price(yuan)
TTY-V M5	7.5	8	
TTY-V 1/8	12	12	
TTY-V 1/4	13	15	
TTY-V 3/8	147	18	

調速消聲器SD型 SD type of timing muffler

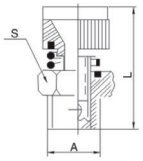

型號Model	L	S	單價(元) Price(yuan)
TTY-SD 1/8	25	12	
TTY-SD 1/4	30	14	
TTY-SD 3/8	33	17	

消聲排氣節流閥B型 B type exhaust muffler throttle valve

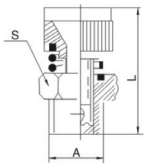

型號Model	L	S	單價(元) Price(yuan)
TTY-AG 1/8	33	12	
TTY-AG 1/4	35	14	
TTY-AG 3/8	43	17	

產品規格 PRODUCT SPECIFICATIONS

软管 Hoses

軟管
聚氨酯軟管可通過快速接頭輸送壓縮空氣。

Hoses
Polyurethane hose for compressed air suitable for use with push-in fittings.

技術規格
Technical characteristics

T= -40° ÷ +60° C
P= -0.99 ÷ +10bar

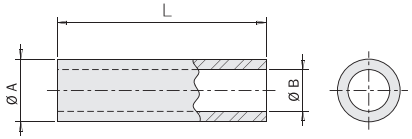

A [外徑 - Outer diameter]
B [內徑 - Inner diameter]
R [最小彎曲半徑 - Minimum bending radius]
L [長度 - Lenght]
Lm [綫重 - Linear mass]
P [操作壓力範圍 - Operating pressure range]
T [操作溫度範圍 - Operating temperature range]

型號Model	氣管Tube	ΦA (mm)	ΦB (mm)	R (mm)	L (mm)	Lm (g/m)	單價(元) Price(yuan)
OPTO4X2.5B	黑色 / Black	4	2.5	20	25	9.49	
OPTO4X2.5BL	藍色 / Blue	4	2.5	20	25	9.49	
OPTO4X2.5GR	綠色 / Green	4	2.5	20	25	9.49	
OPTO4X2.5OR	橙色 / Orange	4	2.5	20	25	9.49	
OPTO4X2.5SI	銀色 / Silver	4	2.5	20	25	9.49	
OPTO4X2,5YE	黃色 / Yellow	4	2.5	20	25	9.49	
OPTO6X4B	黑色 / Black	6	4	30	25	19.47	
OPTO6X4BL	藍色 / Blue	6	4	30	25	19.47	
OPTO6X4GR	綠色 / Green	6	4	30	25	19.47	
OPTO6X4OR	橙色 / Orange	6	4	30	25	19.47	
OPTO6X4SI	銀色 / Silver	6	4	30	25	19.47	
OPTO6X4YE	黃色 / Yellow	6	4	30	25	19.47	
OPTO8X6B	黑色 / Black	8	6	40	25	30	
OPTO8X6BL	藍色 / Blue	8	6	40	25	30	
OPTO8X6SI	銀色 / Silver	8	6	40	25	30	
OPTO8X6YE	黃色 / Yellow	8	6	40	25	30	

選型規則 SELECTION RULES

磁性開關 Magnetic switch

NEW

磁性開關特點

- PNP或者NPN邏輯輸出;
- 可振動;
- 電纜或M8連接器輸出;
- 100%可追溯性;
- “C”或者“T”槽直接應用;
- 可選的K-SENS槽適配器;
- 可選的2.5m,5m和10m延長綫。

Magnetic switch features

- PNP or NPN logic output;
- No problems in case of vibrations;
- Cable or M8 connector output;
- 100% traceability;
- Standard direct "C"or"T" slot application;
- Optional K-SENS slot adapters;
- Optional 2.5m,5m and 10m extensions.

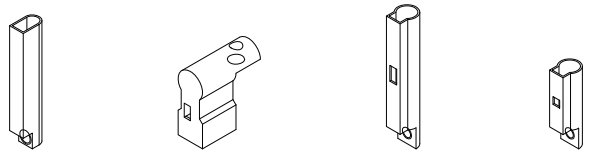

型號訂購碼

OSG — 203 — N-G

類型 Type
- OSG：標準長形帶感應光源
- OSN：T形磁性開關
- OSS：長形帶感應光源
- OST：短型帶感應光源

外直徑(mm) Diameter
- 203：20*3(長*寬)
- 205：20*5(長*寬)

輸出方式 Output
- N-G：二綫
- M-NPN：三綫 NPN
- M-PNP：三綫PNP

產品規格 PRODUCT SPECIFICATIONS

磁性開關 Magnetic switch



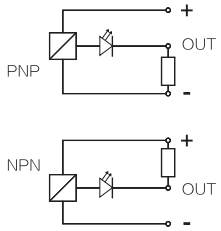

尺寸圖 DIMENSIONS DIAGRAM

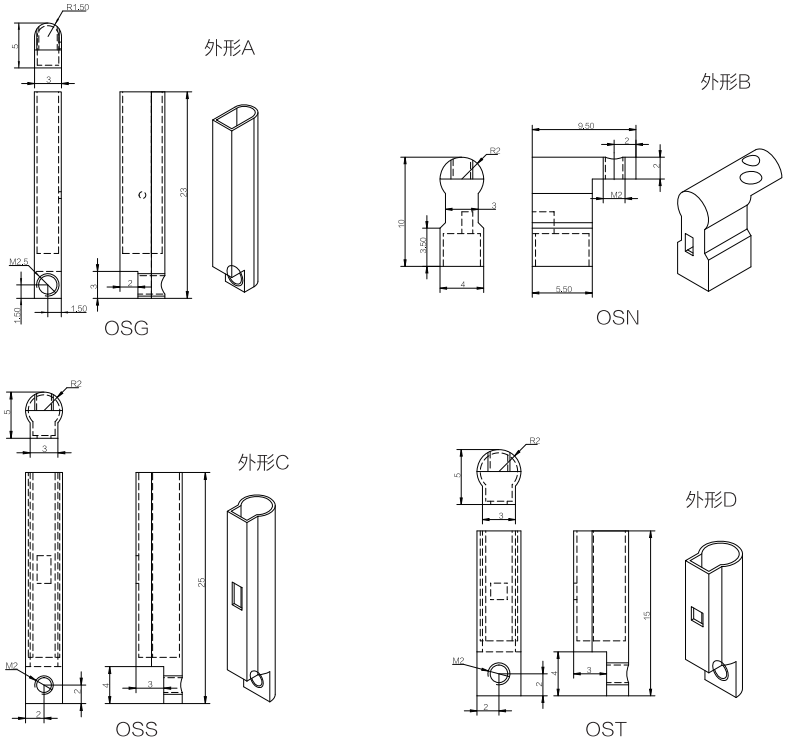

產品規格 PRODUCT SPECIFICATIONS

磁性開關 Magnetic switch

型號 Model	线制 Line	电源 Power source	消耗电流 Current consumption	负载电压 Load voltage	负载电流 Load current	單價(元) Price(yuan)
OSS203N-G	二綫 second line	-	-	DC24V(DC10~28V)	5-40mA	
OSN203N-G					5-40mA	
OSG203N-G					5-40mA	
OSN203M-PNP	三綫 Three lines	DC：5V,12V,24V	10mAc以下	DC：28V以下	80mA以下	
OSN203M-NPN					40mA以下	
OSS203M-PNP					80mA以下	
OSS203M-NPN					40mA以下	
OSG203M-PNP					80mA以下	
OSG203M-NPN					40mA以下	
OST203M-PNP					80mA以下	
OST203M-NPN					40mA以下	
OSG205M-PNP					80mA以下	
OSG205M-NPN					40mA以下	

運用實例 APPLICATION EXAMPLE

氣剪



NF

夾子

OGS

定位器

OGG

撥指

OFO

產品規格 PRODUCT SPECIFICATIONS

光電開關 Photoelectric switch

光電開關特點

- 直徑爲3mm,4mm感應傳感器表面光滑；
- PNP或NPN邏輯輸出；
- 1.5mm感應距離；
- 檢測成功發出光源；
- 不受周圍工作環境影響，惡劣環境下仍然正常發揮作用。

Photoelectric switch features

- Φ3mm, Φ4mm inductive sensors with clean design profile;
- PNP or NPN logic output;
- 1.5mm sensing distance;
- The detection succeeds in emitting the light source;
- It is not affected by the surrounding working environment and still functions normally in harsh environments.

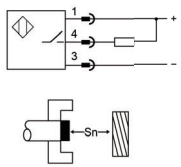

INS8

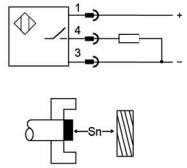

INS5

型號 Model	外形数据 Appearance data	額定检測距离 Rated detection distance	可靠检測距离 Reliable detection distance	直流三线 DC Three-wire NPN	直流三线 DC Three-wire PNP	供电电压 Service voltage	负载电流 Load current	消耗电流 Current consumption	开关频率 Switching frecuency	工作温度 Operating temperature	防护等级 protection class	连接方式 connection mode	單價(元) Price(yuan)
INS5-NPN	M5x1mm	0.8mm	0至0.6mm	常開 Normally open		DC10-30V	<200mA	<10mA	2000Hz	-25℃ 至 +70℃	IP67	2米接綫端子 2m terminals	
INS5-PNP				常開 Normally open		DC10-30V	<200mA	<10mA	2000Hz		IP67		
INS8-NPN	M8x1mm 帶P8猪尾插頭	1mm	0至0.8mm	常開 Normally open		DC10-30V	<200mA	<10mA	2000Hz		IP67	M8航插 帶20CM PVC綫纜	
INS8-PNP				常開 Normally open		DC10-30V	<200mA	<10mA	2000Hz		IP67		

運用實例 APPLICATION EXAMPLE

OGRZ

OX

選型規則 SELECTION RULES

電感式傳感器 Inductive sensor

型號訂購碼

ORL	-	08				F	15	D	N	O		-			
1		2	3	4	5	6	7	8	9	10	11		12	13	14

1. 類型 Type
   ORL：圓柱形電感綫
   OEL：方形電感綫

2. 尺寸代號 Size code
   數字：外殼尺寸
   如：08：M8
   .....

3. 外殼形狀 Shape
   Q:光滑圓柱形
   V:角柱形
   Z:組合形
   H:環形
   U:槽型
   X:半螺紋形
   .....

4. 外殼材料 Material
   無：金屬銅材
   S:塑料
   G:不銹鋼
   V:鋁質
   .....

5. 外形尺寸 Size
   A:短型
   B:標準型
   C:長型

6. 檢測距離 Detection distance
   02:2mm
   04:4mm
   10:10mm
   .....

7. 安裝形式 Install the shape
   N:非埋
   F埋入
   .....

8. 工作電壓 Working voltage
   A:20..250VAC
   B:90..250VAC
   C:380VAC
   D:10..30VDC
   E:10..60VDC
   F:8.2VDC
   G:5..60VDC
   L:15..30VDC
   H:20..30VDC
   I:10...40VDC
   J:5VDC
   S:20..250VAC/DC
   T:12...24VDC
   .....

9. 輸出方式 Output
   B:AC/DC二綫
   L:DC二綫
   T:AC二綫
   P:PNP
   N:NPN
   E:NPN/PNP
   F:NPN+PNP
   K:繼電路

10. 輸出狀態 Output state
    A:常開/常閉可逆
    B:常開/常閉可選
    分爲電級綫可選,電位器可迭
    O:常開
    C:常閉
    R:常開+常閉
    IU:電壓型+電流型
    (0...10,0..20A)
    U:電壓型(0..10V)
    I:電流型(0..20mA)
    I4:電流型(4..20mA)
    .....

11. 開關功能 Switch function
    無標準功能型
    M:模擬量
    N:NAMUR
    W:耐高温(-25C...120C)
    W1:耐低温(-40°C...70C)
    W2:耐高(-25C..100)
    B:耐高壓
    T:速度型
    Z:自診斷
    Y:增强遠距離型
    G:頻率增强型
    Q:全金屬封裝型
    A:强磁免疫型
    K:抗電源幹擾
    F:檢測鐵
    NF:檢測非鐵
    J:監速型
    .....

12. 引綫長度 Length
    無:2m
    3M:3m
    .....

13. 連接形式Connection
    無:2M引綫式
    E1:M8三芯插件
    E2:M12四芯插件
    E3:M8四芯插件
    E4:M12四芯梯形插件
    E5:M12五芯插件
    D:內端子接綫
    .....

14. 特殊要求 Other
    用數字或字母表示

運用實例 APPLICATION EXAMPLE

電感式傳感器 Inductive sensor

電感式傳感器在航空、航天技術以及工業生産中都有廣泛的應用。當被測對象是導電物體或可以固定在一塊金屬物上的物體時，一般都選用電感式傳感器，因爲它的響應頻率高、抗環境幹擾性能好、應用範圍廣、成本經濟。

Inductive sensors are widely used in aviation, aerospace technology and industrial production. When the measured object is a conductive object or an object that can be fixed on a metal object, the inductive sensor is generally selected because of its high response frequency, good anti-interference performance, wide application range and low cost.

檢測磁帶上的螺絲
Test the screws on the tape

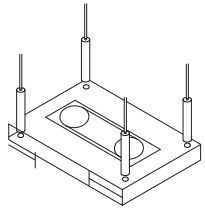

控制鑽孔深度
Control drilling depth

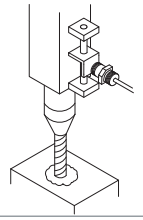

檢測門的開/關
Detection of door opening / closing

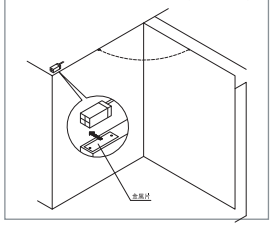

檢測凸輪位置
Detection of cam position

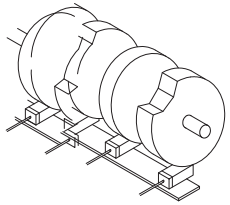

觀察工作臺過速運轉
Observe the working table running too fast

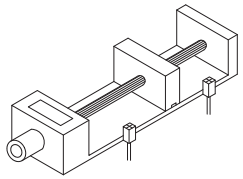

部件計數
Part count

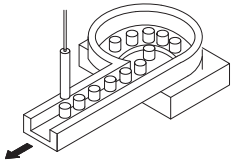

在焊訂上定位物體
Positioning objects on the pad

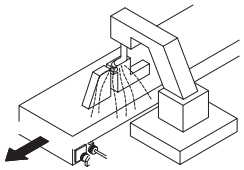

檢測進料器的金屬部件
Check the metal parts of the feeder

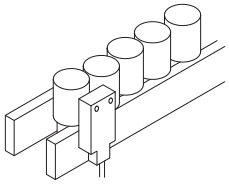

檢測移動中的鋁制模板
Detection of moving aluminum templates

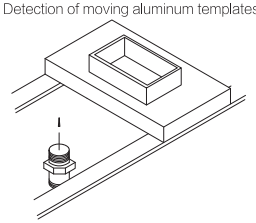

產品規格 PRODUCT SPECIFICATIONS

2-綫圓柱形電感綫 2-wire cylindrical inductor wire

電源電壓:10-30VDC

- 安裝便捷，精度高。
- 采用非接觸式檢測方式，工作可靠，工作可靠壽命長；
- 采用專用IC設計制造，性能穩定，重復性好；
- 結構簡單，靈敏度高，抗幹擾能力强；
- 規格齊全，連接方式多樣，應用廣泛。

- Easy installation and high precision.
- Non-contact detection method, reliable work, long working life and reliable life;
- Designed and manufactured with dedicated IC, stable performance and good repeatability;
- The structure is simple, the sensitivity is high, and the anti-interference ability is strong;
- Complete specifications, various connection methods, and wide application.

ORL6.5Q ● 埋入

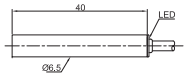

2綫 NO：ORL6.5QBF15DLO
2綫 NC：ORL6.5QBF15DLC

ORL6.5Q ● 埋入

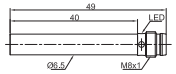

2綫 NO：ORL6.5QBF15DLO-E1
2綫 NC：ORL6.5QBF15DLC-E1

ORL0.8Q ● 埋入

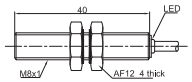

2綫 NO：ORL08QBF15DLO
2綫 NC：ORL08QBF15DLC

ORL0.8Q ● 埋入

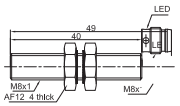

2綫 NO：ORL08QBF15DLO-E1
2綫 NC：ORL08QBF15DLC-E1

型號 Model	電源電壓 Power source	負載電流 Load current	重復精度 Precision	開關頻率 On-off level	輸出指示 Output indication	短路保護 Short circuit protection	環境濕度 Environment humidity	連接方式 Connection method	產品認證 Certified product	單價(元) Price(yuan)
ORL6.5QBF15DLO	10…30VDC	<100mA	<3%	1000Hz	黃色LED	● …	-25…+70C°	2m PVC 電纜	CE	
ORL6.5QBF15DLC										
ORL6.5QBF15DLO-E1										
ORL6.5QBF15DLC-E1										
ORL08QBF15DLO						● yes				
ORL08QBF15DLC										
ORL08QBF15DLO-E1										
ORL08QBF15DLC-E1										

產品規格 PRODUCT SPECIFICATIONS

2-綫圓柱形電感綫 2-wire cylindrical inductor wire

電源電壓:10-30VDC

ORL12X ● 埋入

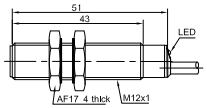

2綫 NO：ORL12XBF02DLO
2綫 NC：ORL12XBF02DLC

ORL12X ◑ 非埋

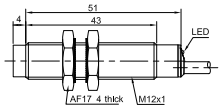

2綫 NO：ORL12XBN04DLO
2綫 NC：ORL12XBN04DLC

ORL12X ● 埋入

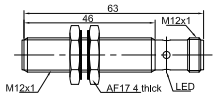

2綫 NO：ORL12XBF02DLO-E2
2綫 NC：ORL12XBF02DLC-E2

ORL12X ◑ 非埋

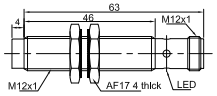

2綫 NO：ORL12XBN04DLO-E2
2綫 NC：ORL12XBN04DLC-E2

型號 Model	電源電壓 Power source	負載電流 Load current	重復精度 Precision	開關頻率 On-off level	輸出指示 Output indication	短路保護 Short circuit protection	環境濕度 Environment humidity	連接方式 Connection method	產品認證 Certified product	單價(元) Price(yuan)
ORL12XBF02DLO	10…30VDC	<100mA	<3%	800Hz	黃色LED	yes	-25…+70C°	2m PVC 電纜	CE UL	
ORL12XBF02DLC										
ORL12XBF02DLO-E2										
ORL12XBF02DLC-E2										
ORL12XBN04DLO										
ORL12XBN04DLC										
ORL12XBN04DLO-E2										
ORL12XBN04DLC-E2										

產品規格 PRODUCT SPECIFICATIONS

2-綫圓柱形電感綫 2-wire cylindrical inductor wire

電源電壓:20-250VDC

ORL12X ● 埋入

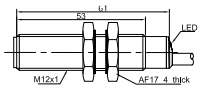

2綫 NO：ORL12XCF02ATO
2綫 NC：ORL12XCF02ATC

ORL12X ◑ 非埋

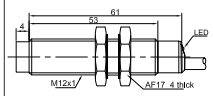

2綫 NO：ORL12XCN04ATO
2綫 NC：ORL12XCN04ATC

ORL12X ● 埋入

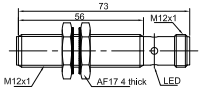

2綫 NO：ORL12XCF02ATO-E2
2綫 NC：ORL12XCF02ATC-E2

ORL12X ◑ 非埋

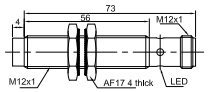

2綫 NO：ORL12XCN04ATO-E2
2綫 NC：ORL12XCN04ATC-E2

型號 Model	電源電壓 Power source	負載電流 Load current	重復精度 Precision	開關頻率 On-off level	輸出指示 Output indication	短路保護 Short circuit protection	環境濕度 Environment humidity	連接方式 Connection method	產品認證 Certified product	單價(元) Price(yuan)
ORL12XCF02ATO	25…250VAC	<200mA	<3%	20Hz	黃色LED	yes	-25...+70C°	2m PVC 電纜	CE UL	
ORL12XCF02ATC										
ORL12XCF02ATO-E2										
ORL12XCF02ATC-E2										
ORL12XCN04ATO										
ORL12XCN04ATC										
ORL12XCN04ATO-E2										
ORL12XCN04ATC-E2										

產品規格 PRODUCT SPECIFICATIONS

3-綫圓柱形電感綫 3-wire cylindrical inductor wire

電源電壓: 10-30VDC

ORL04Q ● 埋入

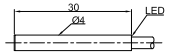

3綫 NPN NO：ORL04QAF08DNO
3綫 NPN NC：ORL04QAF08DNC
3綫 PNP NO：ORL04QAF08DPO
3綫 PNP NC：ORL04QAF08DPC

ORL04XQ ● 埋入

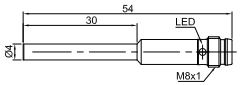

3綫 NPN NO：ORL04QAF08DNO-E1
3綫 NPN NC：ORL04QAF08DNC-E1
3綫 PNP NO：ORL04QAF08DPO-E1
3綫 PNP NC：ORL04QAF08DPC-E1

ORL05 ● 埋入

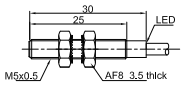

3綫 NPN NO：ORL05AF08DNO
3綫 NPN NC：ORL05AF08DNC
3綫 PNP NO：ORL05AF08DPO
3綫 PNP NC：ORL05AF08DPC

ORL05X ● 埋入

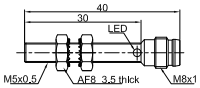

3綫 NPN NO：ORL05AF08DNO-E1
3綫 NPN NC：ORL05AF08DNC-E1
3綫 PNP NO：ORL05AF08DPO-E1
3綫 PNP NC：ORL05AF08DPC-E1

型號 Model	電源電壓 Power source	負載電流 Load current	重復精度 Precision	開關頻率 On-off level	輸出指示 Output indication	短路保護 Short circuit protection	環境濕度 Environment humidity	連接方式 Connection method	產品認證 Certified product	單價(元) Price(yuan)
ORL04QAF08DNO	10…30VDC	< 100mA	<3%	2000Hz	紅色LED	...	-25...+70C°	2m PVC 電纜	CE	
ORL04QAF08DNC										
ORL04QAF08DPO										
ORL04QAF08DPC										
ORL04QAF08DNO-E1										
ORL04QAF08DNC-E1										
ORL04QAF08DPO-E1										
ORL04QAF08DPC-E1										
ORL05AF08DNO										
ORL05AF08DNC										
ORL05AF08DPO										
ORL05AF08DPC										
ORL05AF08DNO-E1										
ORL05AF08DNC-E1										
ORL05AF08DPO-E1										
ORL05AF08DPC-E1										

產品規格 PRODUCT SPECIFICATIONS

3-綫圓柱形電感綫 3-wire cylindrical inductor wire

電源電壓: 10-30VDC

ORL6.5Q ● 埋入

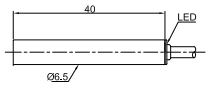

3綫 NPN NO：ORL6.5QBF15DNO
3綫 NPN NC：ORL6.5QBF15DNC
3綫 PNP NO：ORL6.5QBF15DPO
3綫 PNP NC：ORL6.5QBF15DPC

ORL6.5Q ● 埋入

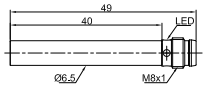

3綫 NPN NO：ORL6.5QBF15DNO-E1
3綫 NPN NC：ORL6.5QBF15DNC-E1
3綫 PNP NO：ORL6.5QBF15DPO-E1
3綫 PNP NC：ORL6.5QBF15DPC-E1

ORL08 ● 埋入

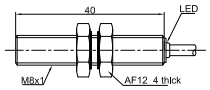

3綫 NPN NO：ORL08BF15DNO
3綫 NPN NC：ORL08BF15DNC
3綫 PNP NO：ORL08BF15DPO
3綫 PNP NC：ORL08BF15DPC

ORL08 ● 埋入

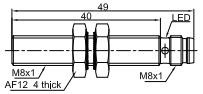

3綫 NPN NO：ORL08BF15DNO-E1
3綫 NPN NC：ORL08BF15DNC-E1
3綫 PNP NO：ORL08BF15DPO-E1
3綫 PNP NC：ORL08BF15DPC-E1

型號 Model	電源電壓 Power source	負載電流 Load current	重復精度 Precision	開關頻率 On-off level	輸出指示 Output indication	短路保護 Short circuit protection	環境濕度 Environment humidity	連接方式 Connection method	產品認證 Certified product	單價(元) Price(yuan)
ORL6.5QBF15DNO	10…30VDC	<150mA	<3%	2000Hz	黃色LED	…	-25…+70C°	2m PVC 電纜	CE	
ORL6.5QBF15DNC										
ORL6.5QBF15DPO										
ORL6.5QBF15DPC										
ORL6.5QBF15DNO-E1								M8連接器		
ORL6.5QBF15DNC-E1										
ORL6.5QBF15DPO-E1										
ORL6.5QBF15DPC-E1										
ORL08BF15DNO								2m PVC 電纜		
ORL08BF15DNC										
ORL08BF15DPO										
ORL08BF15DPC										
ORL08BF15DNO-E1								M8連接器		
ORL08BF15DNC-E1										
ORL08BF15DPO-E1										
ORL08BF15DPC-E1										

產品規格 PRODUCT SPECIFICATIONS

3-綫圓柱形電感綫 3-wire cylindrical inductor wire

電源電壓: 10-30VDC

ORL12X ● 埋入

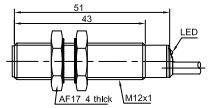

3綫 NPN NO：ORL12XBF02DNO
3綫 NPN NC：ORL12XBF02DNC
3綫 NPN NO+NC：ORL12XBF02DNR
3綫 PNP NO：ORL12XBF02DPO
3綫 PNP NC：ORL12XBF02DPC
3綫 PNP NO+NC：ORL12XBF02DPR

ORL12X ◑ 非埋

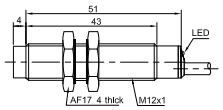

3綫 NPN NO：ORL12XBN04DNO
3綫 NPN NC：ORL12XBN04DNC
3綫 NPN NO+NC：ORL12XBN04DNR
3綫 PNP NO：ORL12XBN04DPO
3綫 PNP NC：ORL12XBN04DPC
3綫 PNP NO+NC：ORL12XBN04DPR

ORL12X ● 埋入

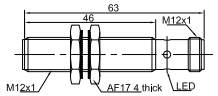

3綫 NPN NO：ORL12XBF02DNO-E2
3綫 NPN NC：ORL12XBF02DNC-E2
3綫 NPN NO+NC：ORL12XBF02DNR-E2
3綫 PNP NO：ORL12XBF02DPO-E2
3綫 PNP NC：ORL12XBF02DPC-E2
3綫 PNP NO+NC：ORL12XBF02DPR-E2

ORL12X ◑ 非埋

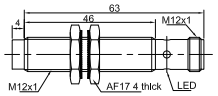

3綫 NPN NO：ORL12XBN04DNO-E2
3綫 NPN NC：ORL12XBN04DNC-E2
3綫 NPN NO+NC：ORL12XBN04DNR-E2
3綫 PNP NO：ORL12XBN04DPO-E2
3綫 PNP NC：ORL12XBN04DPC-E2
3綫 PNP NO+NC：ORL12XBN04DPR-E2

型號 Model	電源電壓 Power source	負載電流 Load current	重復精度 Precision	開關頻率 On-off level	輸出指示 Output indication	短路保護 Short circuit protection	環境濕度 Environment humidity	連接方式 Connection method	產品認證 Certified product	單價(元) Price(yuan)
ORL12XBF02DNO	10…30VDC	<200mA	<3%	1500Hz	黃色LED	…	-25…+70C°	2m PVC 電纜	CE UL	
ORL12XBF02DNC										
ORL12XBF02DNR										
ORL12XBF02DPO										
ORL12XBF02DPC										
ORL12XBF02DPR										
ORL12XBF02DNO-E2								M12連接器		
ORL12XBF02DNC-E2										
ORL12XBF02DNR-E2										
ORL12XBF02DPO-E2										
ORL12XBF02DPC-E2										
ORL12XBF02DPR-E2										
ORL12XBN04DNO								2m PVC 電纜		
ORL12XBN04DNC										
ORL12XBN04DNR										
ORL12XBN04DPO										
ORL12XBN04DPC										
ORL12XBN04DPR										
ORL12XBN04DNO-E2								M12連接器		
ORL12XBN04DNC-E2										
ORL12XBN04DNR-E2										
ORL12XBN04DPO-E2										
ORL12XBN04DPC-E2										
ORL12XBN04DPR-E2										

產品規格 PRODUCT SPECIFICATIONS

3-綫圓柱形電感綫 3-wire cylindrical inductor wire

電源電壓: 10-30VDC

OEL83 ● 埋入



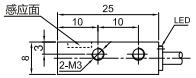

3綫 NPN NO：OEL83VF15DNO
3綫 NPN NC：OEL83VF15DNC
3綫 PNP NO：OEL831VF15DPO
3綫 PNP NC：OEL83VF15DPC

OEL83 ● 埋入

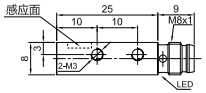

3綫 NPN NO：OEL83VF15DNO-E1
3綫 NPN NC：OEL83VF15DNC-E1
3綫 PNP NO：OEL831VF15DPO-E1
3綫 PNP NC：OEL83VF15DPC-E1

OEL84 ● 埋入

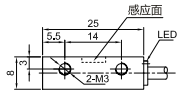

3綫 NPN NO：OEL84VF15DNO
3綫 NPN NC：OEL84VF15DNC
3綫 PNP NO：OEL84VF15DPO
3綫 PNP NC：OEL84VF15DPC

OEL84 ● 埋入

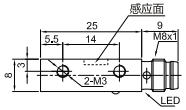

3綫 NPN NO：OEL84VF15DNO-E1
3綫 NPN NC：OEL84VF15DNC-E1
3綫 PNP NO：OEL841VF15DPO-E1
3綫 PNP NC：OEL84VF15DPC-E1

型號 Model	電源電壓 Power source	負載電流 Load current	重復精度 Precision	開關頻率 On-off level	輸出指示 Output indication	短路保護 Short circuit protection	環境濕度 Environment humidity	連接方式 Connection method	產品認證 Certified product	單價(元) Price(yuan)
OEL83VF15DNO	10…30VDC	< 100mA	<3%	2000Hz	黃色LED	…	-25…+70C°	2m PVC 電纜	CE	
OEL83VF15DNC										
OEL831VF15DPO										
OEL83VF15DPC										
OEL83VF15DNO-E1								M8連接器		
OEL83VF15DNC-E1										
OEL831VF15DPO-E1										
OEL83VF15DPC-E1										
OEL84VF15DNO								2m PVC 電纜		
OEL84VF15DNC										
OEL84VF15DPO										
OEL84VF15DPC										
OEL84VF15DNO-E1								M8連接器		
OEL84VF15DNC-E1										
OEL841VF15DPO-E1										
OEL84VF15DPC-E1										

產品規格 PRODUCT SPECIFICATIONS

3-綫方柱形電感綫 3-wire square cylindrical inductor wire

電源電壓: 10-30VDC

OEL08 ◑ 非埋

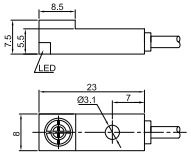

3綫 NPN NO：OEL08SN25DNO
3綫 NPN NC：OEL08SN25DNC
3綫 PNP NO：OEL08SN25DPO
3綫 PNP NC：OEL08SN25DPC

OEL08X ◑ 非埋

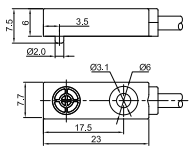

3綫 NPN NO：OEL08XSN25DNO
3綫 NPN NC：OEL08XSN25DNC
3綫 PNP NO：OEL08XSN25DPO
3綫 PNP NC：OEL08XSN25DPC

OEL09 ◑ 非埋

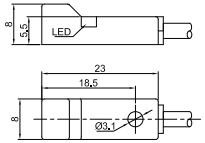

3綫 NPN NO：OEL09SN25DNO
3綫 NPN NC：OEL09SN25DNC
3綫 PNP NO：OEL09SN25DPO
3綫 PNP NC：OEL09SN25DPC

OEL11 ◑ 非埋

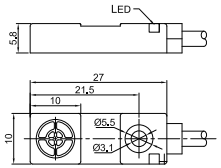

3綫 NPN NO：OEL11SN03DNO
3綫 NPN NC：OEL11SN03DNC
3綫 PNP NO：OEL11SN03DPO
3綫 PNP NC：OEL11SN03DPC

型號 Model	電源電壓 Power source	負載電流 Load current	重復精度 Precision	開關頻率 On-off level	輸出指示 Output indication	短路保護 Short circuit protection	環境濕度 Environment humidity	連接方式 Connection method	產品認證 Certified product	單價(元) Price(yuan)
OEL08SN25DNO	10…30VDC	< 100mA	<3%	1000Hz	紅色LED	…	-25…+70C°	2m PVC 電纜	CE	
OEL08SN25DNC										
OEL08SN25DPO										
OEL08SN25DPC										
OEL08XSN25DNO										
OEL08XSN25DNC										
OEL08XSN25DPO										
OEL08XSN25DPC										
OEL09SN25DNO										
OEL09SN25DNC										
OEL09SN25DPO										
OEL09SN25DPC										
OEL11SN03DNO										
OEL11SN03DNC										
OEL11SN03DPO										
OEL11SN03DPC										

NOTES

產品規格 PRODUCT SPECIFICATIONS

帶接頭的終端盒子 Terminal box width direct connection

- 位于末端治具用于連接傳感器；
- 可接不同的傳感谷，觸任式，感式，光電式，電容式，超聲波等；
- 可連接M8x1連接器；①
- 透明的PA主體增加輸入綫的可視性；
- 紅色顯示燈和保險絲可起到短路保護的作用；②
- 通過滑動開關選擇PNP/NPN/繼電器輸出；③
- 終端輸出方便，無需工具；④
- 信號從PNP/NPN/2綫物人轉化成PNP/NPN/電器輸出；
- 單個或者系列輸出可設定爲常規開啓或者常規關；
- 型材的設計使其完美融入治具結構；
- 輕重量也降低結構的重量；
- OPT型材的緊固的組件已包含在内；
- 帶OPT標志的設置簡單的系統；
- 螺絲帽的O型圈；
- 包含機器人輸出綫；
- 可選的M8綫連接器。

- Located at the end fixture for connecting the sensor;
- Can be connected to different sensing valleys, touch-type, inductive, photoelectric, capacitive, ultrasonic, etc.;
- Can be connected to M8x1 connector; ①
- Transparent PA body increases the visibility of the input line;
- Red indicator light and fuse can protect against short circuit; ②
- Select PNP/NPN/relay output via slide switch; ③
- Terminal output is convenient, no tools required; ④
- The signal is converted from PNP/NPN/2 line object to PNP/NPN/electrical output;
- Single or series output can be set to regular on or normal off;
- The profile is designed to fit perfectly into the fixture structure;
- Light weight also reduces the weight of the structure;
- Fastened components for OPT profiles are included;
- A simple system with an OPT logo;
- O-ring of the screw cap;
- Contains a robot output line;
- Optional M8 wire connector.

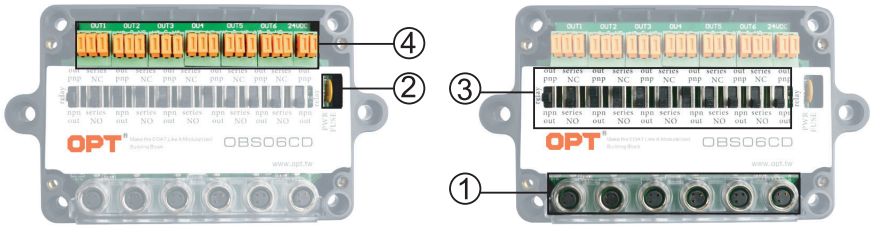

產品規格 PRODUCT SPECIFICATIONS

帶接頭的終端盒子 Terminal box width direct connection

OBS06CD



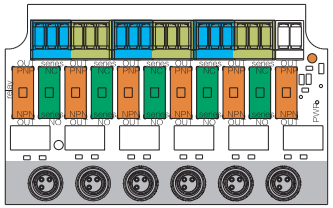

電路布局
Layout circuit

帶接頭的終端盒子
Terminal box with direct connection

功能 Functioning

- 電路板上的 (灰色區域) 爲輸入電纜。自動識別傳感器開關（NPN、PNP或二綫磁性開關）類型。利用“跳綫”通過中繼電路選擇輸出信號類型 (PNP，NPN，中繼器) (綠色區域) 從而避免了壓降，然後利用“跳綫”來定義是否轉換爲NO/NC系列或并行輸入輸出（橙色區域）。當完成選擇後，輸出信號 (藍/黃色區域) 連接電纜。

- 電源供應:24 V dc (±10%)
- 輸入:最多6個PNP，NPN或幹接觸(NO或 NC)(灰色區域)可通過跳綫選擇。輸出:1到6個PNP，NPN或幹接觸(NO)輸出(黃色區域)可通過跳綫選擇(紅色
- 區域)。

- After the inputs have been cabled (Grey Area) as shown on the circuit board you Automatic identification of sensor switch (NPN, PNP or 2-wire magnetic switch) types.Then use "Jumper" to define if you want to convert the input signals in NO/NC series or parallel outputs (Blue area). Use “Jumper” also to select the Output signal (PNP; NPN; relay) (Red Area) through a relay circuit so as to avoid the voltage drop. When the selection is completed, the Outputs (Yellow Area) are to be cabled.
- Power supply：24 V dc (±10%)
  Inputs：Maximum 6 PNP, NPN or dry contact (NO or NC) (GREY
- AREA)sensors switched by jumpers (BROWN AREA).
  Outputs:1 up to 6 PNP, NPN or dry contact (NO) outputs (YELLOW AREA) switched by jumpers (RED AREA).

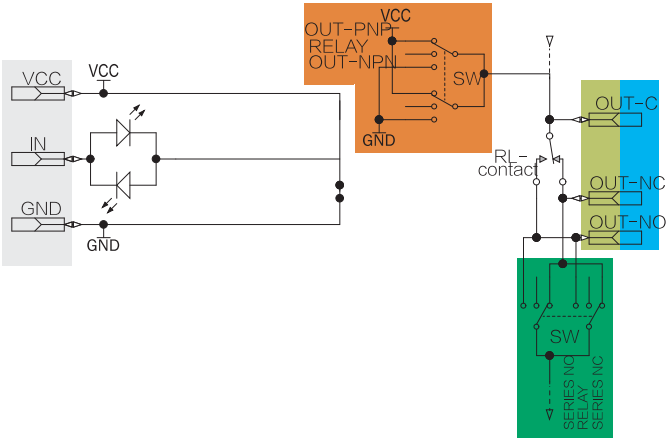

產品規格 PRODUCT SPECIFICATIONS

帶接頭的終端盒子 Terminal box width direct connection

電源供應
Power supply
24 V dc (±10%)

輸入
Inputs
2 PNP INPUTS (IN3/IN6)
2 NPN INPUTS (IN1/IN4)
2 DRY CONTACT (IN2/IN5)

輸出
Outputs
2 PNP OUTPUT SERIES (OUT3) (OUT6)

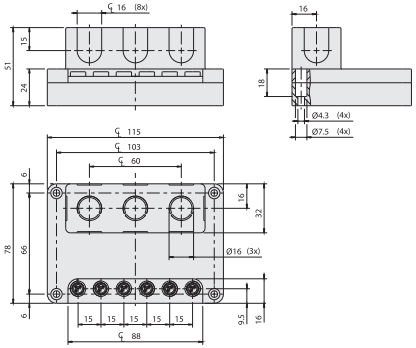

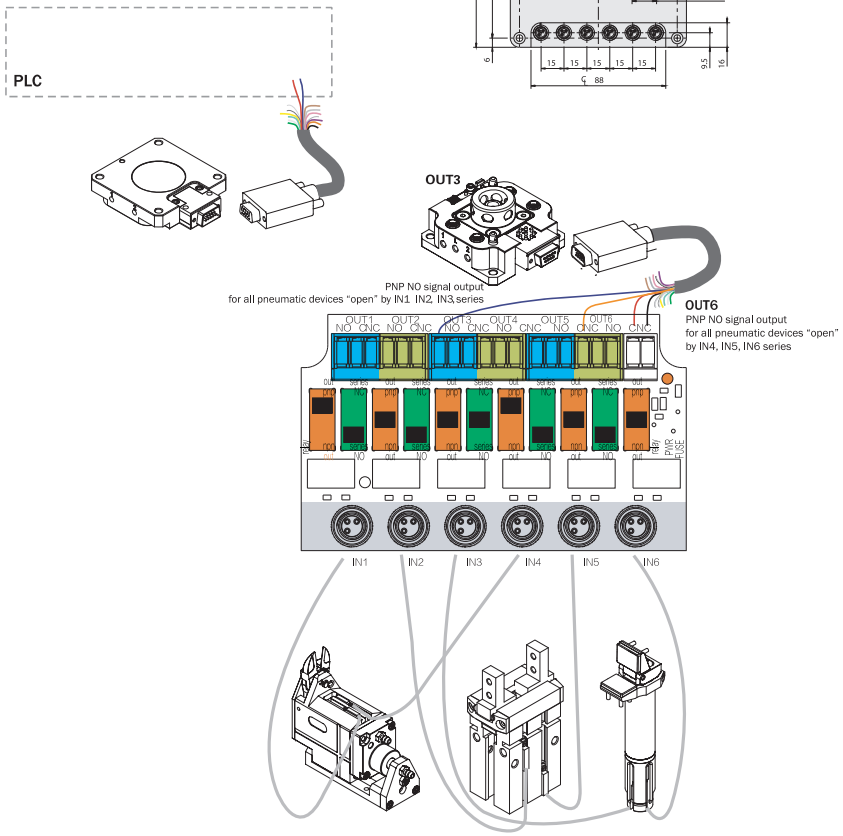

產品規格 PRODUCT SPECIFICATIONS

OBS08FDT

微處理器傳感器盒 Microprocessor sensor box



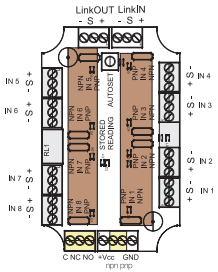

電路布局
Layout circuit

微處理器傳感器盒
Microprocessor sensor box

功能 Functioning

- 當自動設置按鈕按下後，微處理器會記住輸入的狀態(灰色區域)而後每當輸入生產重新配置時輸出(黃色區域)都會被激活。
- 電源供應:24 V dc (±10%)
- 輸入:最多8個 PNP， NPN或幹接觸 (NO或 NC)帶跳綫傳感器開關。
- 輸出:1個 PNP， NPN或幹接觸 (NO或 NC) (黃色區域)輸出。

- When the autoset button is pressed, the microprocessor memorizes the status of the inputs (GREY AREA). Afterwards the output
- (YELLOW AREA) will be activated every time the same input configuration happens again.
- Power supply:24 V dc (±10%)
- Inputs:Maximum 8 PNP, NPN or dry contact (NO or NC) sensors switched by jumpers (BROWN AREA).
- Outputs:1 PNP, NPN or dry contact (NO or NC) (YELLOW AREA) output.

電源供應
Power supply
24 V dc (±10%)

輸入
Inputs
2 NPN INPUTS (IN1/IN2)
4 PNP INPUTS (IN3/IN4/IN5/IN6)
2 DRY CONTACT (IN7/IN8)

輸出
Outputs
1 PNP OUTPUT
1 NPN OUTPUT
1 DRY CONTACT NC OUTPUT
1 DRY CONTACT NO OUTPUT

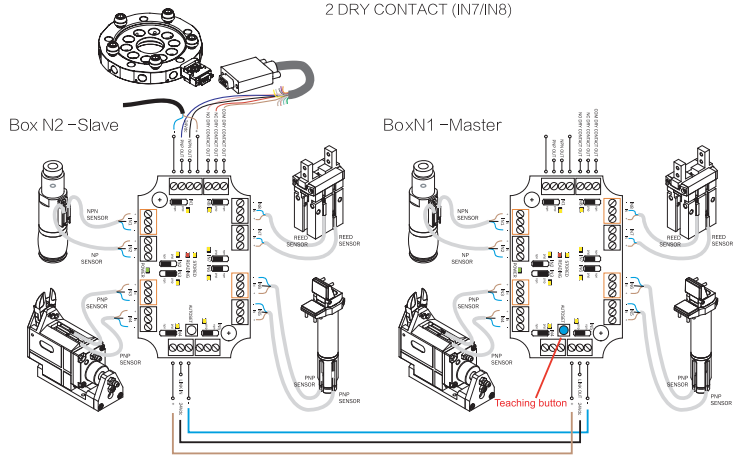

產品規格 PRODUCT SPECIFICATIONS

OBS16FDT

微處理器傳感器盒 Microprocessor sensor box



微處理器與邏輯設置傳感器盒
Microprocessor and logic setting sensor box

功能
可任意設置16路輸入信號與4路輸出信號，對應的邏輯關系可通過設置方式任意設置，如：IN1、IN3、IN4、IN5對應OUT1，IN3、IN4、IN7、IN9對應OUT2等等。
Functioning
16 input signals and 4 output signals can be arbitrarily set, and the corresponding logical relationship can be set arbitrarily by setting mode, such as: IN1, IN3, IN4, IN5 correspond to OUT1, IN3, IN4, IN7, IN9 correspond to OUT2 and so on.

電源供應 Power supply
24 V dc (±10%)

輸出 Outputs
4個PNP、NPN輸出 4 PNP, NPN output.。

輸入
最多16個(NPN、PNP或二綫磁性開關)自動識別傳感器開關類型，不需跳轉綫選擇。

Inputs
Up to 16 (NPN, PNP or 2-wire magnetic switches) automatically recognize sensor switch types without jump line selection.

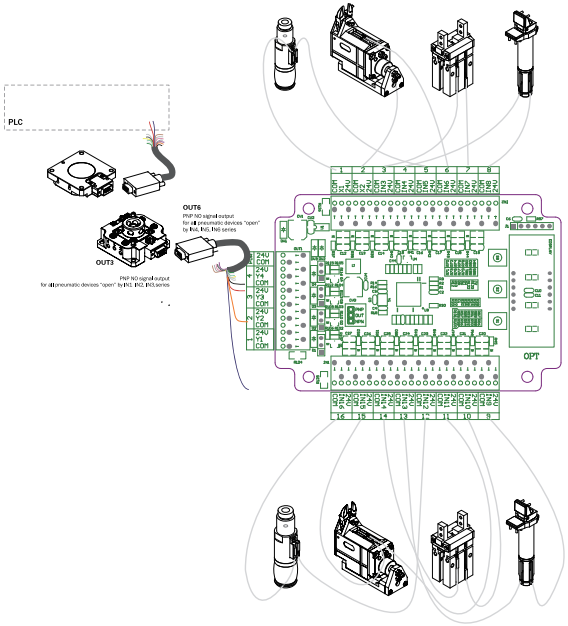

產品規格 PRODUCT SPECIFICATIONS

傳感器盒安裝過程 Sensor box installation process



1、將盒子置于并且固定在OPT的型材上；
Place and secure the box on the profile of the OPT;



2、將傳感器電纜連接到輸入區域；
Connect the sensor cable to the input area;



3、連接M8連接器或者使用可選的綫接頭；
Connect the M8 connector or use an optional wire connector;

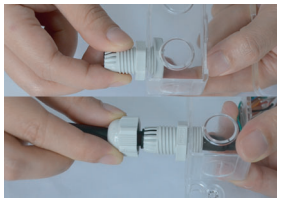

4、打開蓋子,鑽好孔位,安裝好機器人連接綫；
Open the cover, drill the hole, and install the Robot cable;



5、提供24Vdc電源；
Provide 24Vdc power supply;



6、系列輸出時,通過滑動開關選擇PNP/NPN/繼電器輸出；
For series output, the PNP/NPN/relay output is selected by the slide switch;



7、在PNP/NPN輸出時,可參考24Vdc終端供電或者接地；
For PNP/NPN output, refer to the 24Vdc terminal for power supply or grounding;



8、通過滑動開關選擇常規開啓或者常規關閉的邏輯；
Use the slide switch to select the logic for regular on or normal off;



9、蓋上蓋子并擰緊機器人連接綫。
Close the lid and tighten the Robot cable.

產品規格 PRODUCT SPECIFICATIONS

3D終端產品打印機 3D end product printer

OPT爲了更好的服務客户

目前中國的市場走向國際化、自動化水平不斷的提高。無論從制作到服務都是在跟時間賽跑。
OPT基于客户的要求，購買了一臺HP終端產品打印機，耗資300多萬，在夾持、真空内產品、客制化一系列單一產品中，我們可以做到24小時内交付到客人的手中！

OPT for better customer service

At present, China's market is moving toward internationalization and automation. Whether it is from production to service, it is racing against time.
OPT purchased a HP terminal product printer based on customer requirements, costing more than 3 million, in clamping,vacuum products,customized a series of single products, we can deliver to the guests within 24 hours!

材料技術規範 Material technical specifications	材料 Material	零件密度 Density of parts	抗拉强度，最大載荷 Tensile strenght, max load	熱偏轉溫度(@1.82 MPa) Heat deflection temperature (@ 1.82 MPa)
	PA12	1.01 g/cm³	48 MPa	95° C
方式 Method	-	ASTM D792	ASTM D638	ASTM D648 Test Method A

編碼索引 NUMBER INDEX

FA-Tooling OPT®

一、快換 QUICK CHANGER

二、型材 EOAT PROFILES AND FIXINGS

三、支架模組 INSTALL THE MODULE

編碼索引 NUMBER INDEX

編碼索引 NUMBER INDEX

FA-Tooling OPT®

七、去披鋒刀 REPAIR BURS

八、附件 OTHER

銷售協議 SALES AGREEMENT

OPT(以下簡稱公司)應用於其客户（以下簡稱客户）的通用銷售條件（以下簡稱條件）

◆ 1)應用這些通用銷售條件的背景

1.1)對於適用性，條件為下列通用銷售條件，公司註冊辦公地址位於廣東東莞及江蘇無錫的任何其它投資公司或子公司，客戶為與公司建立業務關係購買其產品的法律實體。 對於代表第三方開展的采購情況或者交付至發票指定收件人以外地點的任何情況，產品的收件人以及賬單方雙方被認為是適用這些條件的客戶。

1.2)這些條件約束公司和客戶之間依據各種情況建立的供應商與客戶關系，即使沒有書面協議，也可以在法律上定義為遠程銷售產品的合同；除非與公司特別約定並經雙方簽署的書面協議確認，否則任何額外或其它條件即使在客戶文檔或通訊內引用或包括也無效，均與公司無關。

1.3)如果存在客戶和公司雙方之間有效簽署的特別協議，則這些條件不適用；公司也認可為了接受而簽署的協議的有效性，特別是正式要求作為最終確定合同的授權，如果適用，僅與符合關於遠程銷售產品相關的有效法律規定。

◆ 2)合同的構成

2.1)如果沒有上面所述的特定書面規定，銷售合同被視為在將貨物發送到承運人時在公司場所最終確定；否則視為合同沒有最終確定，公司不承擔任何原因或任何預期，索賠或權利的任何責任。

2.2)如果進行變更甚至是部分不接受，公司須提供關於數量、質量以及交付方法和日期的快速變更通知，客戶須聲明其不同意或者履行撤消的權利，時間不遲於發送公司通知日期之後的日期或者其內所述的任何後期期限；如果沒有收到客戶的評述或其它說明，則視為嚴格接受訂單的變更。

◆ 3)交付地點和日期交付

3.1)公司將產品運送至各分公司地址，因此不負責任何類型的關稅或任何其它相關收費，即使與運輸，出口，裝載或交付到客戶的任何其它方式。

3.2)同樣，價格不包含任何系統設計或設備安裝和/或測試，培訓課程、安裝協助以及未特別正式約定但可能獨立引述的任何其它成本；產品須以其原始包裝發送到承運人，客戶的任何其它要求或需求(如有約定並接受)須直接在發票上向後者收費。

◆ 4)技術數據、圖紙、文檔和保密義務及原產地

4.1)公司官方目錄中的數據僅為評估產品符合性的約束數據；公司保留隨時變更其產品以響應技術和結構持續改進的權利，恕不另行通知；變更需記錄在公司官方目錄定期公布的產品數據表內。

4.2)即使公司未對產品申請專利，其特別配置和特征也構成公司無形資產的壹部分，不得拷貝、復制、適配或以任何方式使用，即使采用雙使用模式或進行反向工程。

4.3)除非公司官方網站特別公布，向客戶提供的文檔中的任何特別特性，使用程序或其它技術規格被視為受到目前專有知識和知識產權法律規定的保護。

4.4)除非另有所述，公司的成品為臺灣原產地；但是，索取原產地證明暗示著需要延遲時間以及根據情況仔細分析，涉及產品特定供應鏈所包含的所有情況，特別是成品的備件，消耗品或附件。

◆ 5)支付和保留所有權

5.1)除非另有約定，客戶必須在發票所述時期內向約定銀行支付款項；雙方之間產生的任何爭議不得解除客戶遵循支付條件和條款的義務

5.2)如果逾期支付款項，客戶有義務支付拖欠款項公正計算的利息，無需正式通知，金額為法律允許的最高金額，利率為約定銀行的適用利率；但是，公司保留公正索取任何額外損失以及終止所有合同關系的權利。

5.3)公司保留產品的所有權，直至客戶已經向公司或者開展銷售的投資公司全額支付約定款項。

5.4)如果客戶違反其支付義務，則公司保留追溯效力要求返回已經交付客戶的產品的權利，客戶喪失獲取產品所有權的權利。

◆ 6)終止關系和拒絕交易

6.1)如果客戶拖欠到期款項，降低其已經提供的擔保，或者沒有提供其已經承諾的擔保，則公司保留終止銷售關系的權利，恕不另行通知。

6.2)除非通過雙方有效簽署的書面文檔另有特別約定，否則，如果客戶進入清算或者是任何形式破產程序的主體，則所有供應關系(包括口頭或未簽署協議產生的關系)或者任何其它形式關系被視為公正終止，無需正式通知。

6.3)在所有情況下，如果客戶出現下列情況，則即使已經接受，公司也保留拒絕履行客戶訂單的權利，沒有向公司或其投資公司或經銷商之壹支付到期款項與公司或其投資公司或經銷商之壹存在爭議或者已經針對其提出任何索賠或投訴;)違反上述第4點包含的保密義務。

◆ 7)適用法律和法定管轄法院

7.1) 雙方之間的銷售關系(包括關於國外交付銷售的關系)的適用法律-《中華人民共和國憲法》；廣東省高級人民法院是與雙方之間貿易和/或合同關系的執行、解釋、生效、終止和停止相關的任何爭議的唯壹法定管轄法院。

General conditions of sale(the Conditions)applied to its customers(the Customers)by OPT(the Company)

◆ Context of application of these General Conditions of Sale

1.1)For the purposes of their applicability,the Conditions are the following
general conditions of sale,while the Company is OPT,with registered office at Dongguan, Guangdong or Wuxi, Jiangsu,and any other investee company or subsidiary company of OPT,while the Customer is the legal entity which establishes a business relationship with the Company for the purchase of its products.In the case of purchases made on behalf of third parties,or in any case with delivery to locations other than the consignee
specified in the invoice,both parties,the consignee of the products and the billed party,shall be considered Customers for the purposes of the application of these Conditions.

1.2)These Conditions govern the supplier-customer relationship established on each occasion between the Company and the Customer,which may be legally defined as a contract for the distance sale of movable goods,even in the absence of a written agreement;any additional or other conditions,even if referred to or included in the Customer's documents or communications,shall not be valid in relation to the Company unless specifically agreed with the same and confirmed by a written agreement signed by both parties.

1.3)These Conditions shall not apply if there are specific agreements,validly signed by both parties,between the Customer and the Company;the Company also accepts the validity of agreements signed for acceptance,especially where they are formally required as authorisation to finalise the contract,with regard only to provisions which conform to the law in force in Italy with regard to the distance sale of movable goods,if and to the extent that they are applicable.

◆ 2) Formation of the contract

2.1)In the absence of specific written provisions as referred to above,the sales contract shall be considered finalised at the Company's premises at the time of consignment of the goods to the carrier;failing this,the contract shall be considered not finalised,without any liability on the part of the Company for any reason or with regard to any expectation,claim or right.

2.2)In the event of changes or even partial non-acceptance,the Company shall provide rapid notification of the changes made with regard to quantity,quality and delivery method and dates,and the Customer shall state its disagreement,or exercise the right to withdraw,by no later than the day after the date of dispatch of the Company's notification,or by any later term stated therein;in the event that no comments or other instructions are received from the Customer,the changes to the order shall be considered tacitly accepted.

◆ 3)Place and date of delivery

3.1) The company ships the product to each branch address and therefore is not responsible for any type of duties or any other related charges, even with any other means of transportation, export, loading or delivery to the customer.

3.2)Similarly,the price shall not include any system design,or installation and/or testing of equipment,training courses,assistance for installation and any other cost not specifically and formally agreed which,however,may be quoted for separately;the products shall be consigned to the carrier in their original packaging,and any other requirements or demands on the part of the Customer,if agreed and accepted,shall be charged to the latter directly in the invoice.

◆ 4)Technical data,drawings,documents and non-disclosure obligation,origin of the goods

4.1)The data in the Company's official catalogue are the only binding data for assessment of the product's conformity;the Company reserves the right to make changes to its products in response to continuous improvements in technology and construction,at any time and without notice;the changes shall be recorded in the product datasheet published periodically in the Company's official catalogue.

4.2)Even if products are not patented by the Company,their distinctive configuration and characteristics form an integral part of the Company's intangible assets and may not be copied,replicated,adapted or used in any way,even in dual use mode or by reverse engineering.

4.3)Unless specifically published on the Company's official site,any specific features,procedures for use or other technical specifications in the documentation provided to the Customer shall be considered protected by the safeguards envisaged by current legislation for know-how and intellectual property.

4.4)Unless otherwise stated,the Company's finished products are assumed to be of Italian origin;however,it is understood that any requests for a certificate of origin shall imply a delay of the times required and a careful analysis on a case-by-case basis,involving all those included in the product's specific supply chain,especially in the case of spare parts,consumables or accessories to the finished product.

◆ 5)Payments and retention of ownership

5.1)Unless otherwise agreed,Customers shall make payments within the terms stated in the invoice,to the agreed bank;any disputes arising between the parties shall not relieve the Customer of the obligation to comply with the payment conditions and terms.

5.2)In the event of late payment,the Customer shall be obliged to pay interest on the arrears,to be calculated as of right and with no need for a formal notice,up to the maximum amount permitted by the law6companies or distributors;iii)breaches the non-disclosure obligations contained in point 4 above;

◆ 6) Termination of relationship and refusal of transaction

6.1)If the customer defaults on the due payment, reduces the guarantee it has provided, or fails to provide the guarantee it has promised, the company reserves the right to terminate the sales relationship without further notice.

6.2) Unless otherwise specially agreed by the written documents effectively signed by both parties, if the customer enters into liquidation or is the subject of any form of bankruptcy proceedings, all supply relationships (including those arising from oral or unsigned agreements) or any other forms of relationships are deemed to be terminated fairly without formal notice.

6.3) In all cases, if the customer has any of the following circumstances, the company reserves the right to refuse to perform the customer's order even if it has accepted, and has not made any payment due to the company or one of its investment companies or distributors, which is in dispute with the company or one of its investment companies or distributors, or has made any claim or complaint against it;) Violation of confidentiality obligations contained in point 4 above.

◆ 7)Applicable Law and Legal Jurisdiction

7.1) The sales relationships between the parties,including those concerning sales with delivery abroad,are governed by《Constitution of the People's Republic of China》;Guangdong Higher People's Court Court shall
have sole jurisdiction over any dispute relating to the execution, interpretation, validity,execution,inter pretation, validity,termination, and cessation of trading and/or contract relations between the parties.